



**REPORT OF THE ACCOUNTANT-
GENERAL OF TARABA STATE
together with the Audited
Financial Statements for the year
ended 31st December, 2019**

*Issued by
OFFICE OF THE ACCOUNTANT-GENERAL OF
TARABA STATE OF NIGERIA,
JALINGO.*



His Excellency, Arc. Dairus D. Ishaku.
Executive Governor of Taraba State of Nigeria.



Dr. Jesse Adi Ashumate
Honourable Commissioner of Finance,
Taraba State of Nigeria.



A handwritten signature in black ink, consisting of stylized letters and a horizontal line.

Mr. Aminu Ayuba.
Accountant-General of
Taraba State of Nigeria.

TABLE OF CONTENTS

Part One		Page
(i)	Preface by the Honourable Commissioner of Finance	vii
(ii)	Audit Certificate by the Auditor-General of Taraba State	viii
(iii)	Report of the Accountant-General of Taraba State	1-7
 Part Two		
Statements Number		
Statement 1	Statement of Financial Performance	9
Statement 2	Statement of Financial Position	10
Statement 3	Consolidated Revenue Fund	11
Statement 4	Capital Development fund	12
 Notes to the Accounts		
1.	Closing cash book balances	14
2.	Short Term Deposit	15
3.	Internal Loans	16
4.	Overdrawn cash book balances	16
5.	Internally Generated Revenue	16
6.	Personnel Costs	17
7.	Overhead Costs	18
8.	Subvention to Parastatals	19
 Tables		
Table 1	Revenue Budget Performance	3
Table 2	Professional Cadre Staff Deployment	6
Table 3	Executive Cadre Staff Deployment	7
 Graphs		
Fig. 1	Revenue Budget Performance	3
Fig. 2	Recurrent Expenditure Budget Performance	4
Fig. 3	Capital Budget Performance for the year 2017	5

**Preface to the Financial Statements and
Annual Report of the Accountant-General of
Taraba State of Nigeria for the Fiscal Year, 2019.**


I present the Annual Report of the Accountant-General of Taraba State of Nigeria, together with Financial Statements for the year ended 31st December, 2019. These Financial Statements and the attached notes to the Accounts are in line with the requirements of the International Financial Reporting Standard as recommended by the Technical Sub-Committee of the Federation Accounts Allocation Committee (FAAC). Due to non-conclusion of the assets register during the year, the implementation of the accrual basis of accounting to ensure that all assets and liabilities of Government are brought into the books of accounts by end of year, 2019 is further deferred until the assets register is ready.

2. Our desire is to present the Financial Statements that ensure ease of reference to users. Government intends to entrench transparency, stewardship and ensure accountability in the conduct of her activities.

3. The Annual Report of the Accountant-General of Taraba State of Nigeria for the fiscal year 2019 contains a report of the financial operations and Financial Statements of Taraba State Government of Nigeria for the year. The Financial Statements provide information that can be useful in assessing the financial activities of the State. The Statements are intended to meet the needs of taxpayers, members of the legislature, investors and creditors, research institutions, suppliers, the Media, International Financial Agencies and other users.

4. Let me use this opportunity to urge investors to partner with the state by investing in the Tourism and Solid Minerals sub-sectors.

5. In compliance with the provisions of section 125 (2) of the Constitution of the Federal Republic of Nigeria, 1999, as amended, the Financial Statements of Taraba State of Nigeria for the fiscal year 2019 have been examined and certified by the Auditor-General of Taraba State. Therefore, the report is hereby commended for public use.




**Dr. Jesse Adi Ashumate
Honourable Commissioner of Finance,
Taraba State of Nigeria.**

AUDIT CERTIFICATE

In compliance with section 125 (2) of the Constitution of the Federal Republic of Nigeria, 1999, I have examined the Accounts and Financial Statements of Taraba State Government of Nigeria for the year ended 31st December, 2019. Adequate returns were made by Accounting Officers in conformity with the Finance (Control and Management) Act CAP F26 LFN 2004. I have obtained all information and explanations necessary for the proper discharge of my duties. The audit was conducted in accordance with Auditing Standard for Public Sector Accounts in Nigeria.

In the discharge of my duties, the Financial Statements have been certified subject to comments contained in my Report on the accounts for the year ended 31st December, 2019. In my opinion, the Financial Statements and Accounts present a true and fair view of the state of affairs of Taraba State Government as at 31st December, 2019.



POLYCARP IRANIUS, FCNA
AUDITOR-GENERAL
TARABA STATE

Office of the Auditor-General,
State Secretariat,
Jalingo, Taraba State.
26th June, 2020.

1.0 Introduction:

I present the Annual Report and the Financial Statements for year ended 31st December, 2019. This year, the Financial Statements are presented in line with the requirements of the International Financial Reporting Standard (IFRS) as recommended by the Technical Sub-Committee of the Federation Accounts Allocation Committee (FAAC). This is an important step to meeting the consolidation of the Financial Statements of the State.

2.0 Accounting Policy

1. Revenue is recognized when actual cash is received.
2. Unpaid arrears of revenue are recognized in the year the actual cash is paid.
3. Expenditure is recognized when actual cash is paid.
4. No liability is taken for unpaid expenditure and unpaid Civil Servants retirement earning.
5. Foreign currency translation.
6. FAAC Recognition (NET).

2.1 The Basis of Accounts:

The Accounts have been prepared on cash basis and in compliance with the requirements of the Cash Basis International Public Sector Accounting Standards. The desire to implement the accrual basis of accounting so that all assets and liabilities of Government are brought into the books of accounts by end of year, 2019 is yet to be realized, hence a modified financial report is hereby presented. Specifically, the Gratuities and Pensions Liabilities have been brought into the Position Statement by recognizing the event when due to disclose the full indebtedness of the State Government to Employees. Similarly, all Contractors' liabilities are recognized when certificates are verified for payment. Loans and Other borrowings are stated in the Financial Position, with Foreign loans stated at the Central Bank of Nigeria prevailing rate. Investments are stated at the Nominal value plus the interest earned. The Accounts also comply with the Constitution of the Nigeria, 1999 and Financial (Control and Management) Act, 1958.

3.0 Review of the Economy:

The benchmark price of oil was set at US\$60 per barrel and crude production estimated at 2.3 million barrels per day. The Exchange rate remains ₦305 to One United States Dollar and Inflation Rate of 9.98 %. The Real Gross Domestic Product was estimated to grow by 3.01%.

4.0 Performance of the Budget:

The total sum of ₦146.073 Billion was budgeted for the year. The Recurrent expenditure was estimated to be ₦71,495,192,998.10. The sum of ₦9,148,472,434.31 was allocated as Personnel Emoluments, the sum of ₦17,664,749,055.03 was budgeted for Overhead costs,

while Consolidated Revenue Fund Charges was expected to be ₦18,676,505,614.60 and the Subvention to Parastatals was estimated to be ₦26,005,465,894.16. The capital budget amounted to ₦74,578,533,883.10.

Details of the performance of the budget are outlined below:-

4.1 Revenues:

Revenues overall performance was 77.81% of the budgeted figure during the course of the year. The overall targeted revenues were not achieved because short falls were recorded in some of the revenue heads such as Statutory allocations, Paris Club Refunds, Licences, Earnings and Sales, Rent of Government Property and Miscellaneous. The performance by revenue heads are outlined below:-

4.1.1 Statutory Allocations:

The share of the state from the Federation Account was estimated at ₦53,821,313,638.18, but the sum of ₦35,686,610,653.16 representing 76.8% was received as statutory allocation from the Federation Account during the year.

4.1.2 Value Added Tax Allocations:

The Share of State Government from the Value Added tax collection was estimated to be ₦10,227,089,431.00. However, the sum of ₦10,828,741,497.89 representing 105.89% was received during the year.

4.1.3 Excess Crude Proceeds:

No estimate was made for Excess Crude, but the sum of ₦235,331,557.49 was received during the year.

4.1.4 FG Support to States:

No sum was budgeted as support from the Federal Government, but the sum of ₦23,639,373.92 was received during the year.

4.1.5 Paris Club Refunds:

It was estimated that the sum of ₦5,000,000,000.00 was to be received as State's share of Paris Club Refunds, but no money was received during the year.

4.1.6 Direct Taxes:

It was estimated that the sum of ₦3,618,561,926.21 of direct taxes would be generated as revenue for the year. This target was exceeded as the sum of ₦3,661,957,674.1 representing 101.2% was collected.

4.1.7 Fines and Fees:

The sum of ₦1,505,253,803.61 was to be generated as revenue under this head.

However, the sum of ₦1,989,743,617.52 was realized under this Head for the year and this represents an impressive performance of 132.19%.

4.1.8 Licences:

Only the sum of ₦5,341,212.50 was collected under this Head as against the sum of ₦513,880,395.00 budgeted for the year and this represents a dismal performance 1.04% of the budgeted sum.

4.1.9 Earnings and Sales:

The sum of ₦949,842,318.94 was budgeted under this Head and the sum of ₦875,758,943.15 was realized. This represents 92.2% of the budgeted sum.

4.1.10 Rent of Government Property:

The sum of ₦47,520,000.00 was estimated to be collected as Rent of Government property, but there was no collection during the year.

4.1.11 Re-imbursements:

The sum of ₦2,150,000.00 revenue was expected to be collected under this head for the year, but no money was realized.

4.1.12 Miscellaneous:

The sum of ₦79,325,400.00 revenue was expected to be collected under this head for the year, but only the sum of ₦305,000.00 was realized during the year and this is 0.38% performance.

The Table below contains the details of the revenue collection:

DETAILS OF REVENUE	ESTIMATES	ACTUAL REVENUE	% PERFORMANCE
Statutory Allocations:	53,821,313,638.18	41,334,891,344.61	76.80
Vat Allocations:	10,227,089,431.00	10,829,321,725.09	105.89
FG Support to States:	0.00	23,639,373.92	100.00
Excess Crude:	0.00	235,331,557.49	100.00
Paris Club Refunds:	5,000,000,000.00	0.00	0.00
Taxes:	3,618,561,926.21	3,661,957,674.10	101.20
Fines and Fees:	1,505,253,803.61	1,989,743,617.52	132.19
Licences:	513,880,395.00	5,341,212.50	1.04
Earnings and Sales:	949,842,318.94	875,758,943.15	92.20

Rent of Government Property:	47,520,000.00	0.00	0.00
Re-imbursements:	2,150,000.00	0.00	
Miscellaneous:	79,325,400.00	305,000.00	0.38
Total:	75,764,936,912.94	58,956,290,448.38	77.81

Table 1: Revenue Budget Performance

The graphic performance of the Recurrent Revenue is presented in figure 1 below:-

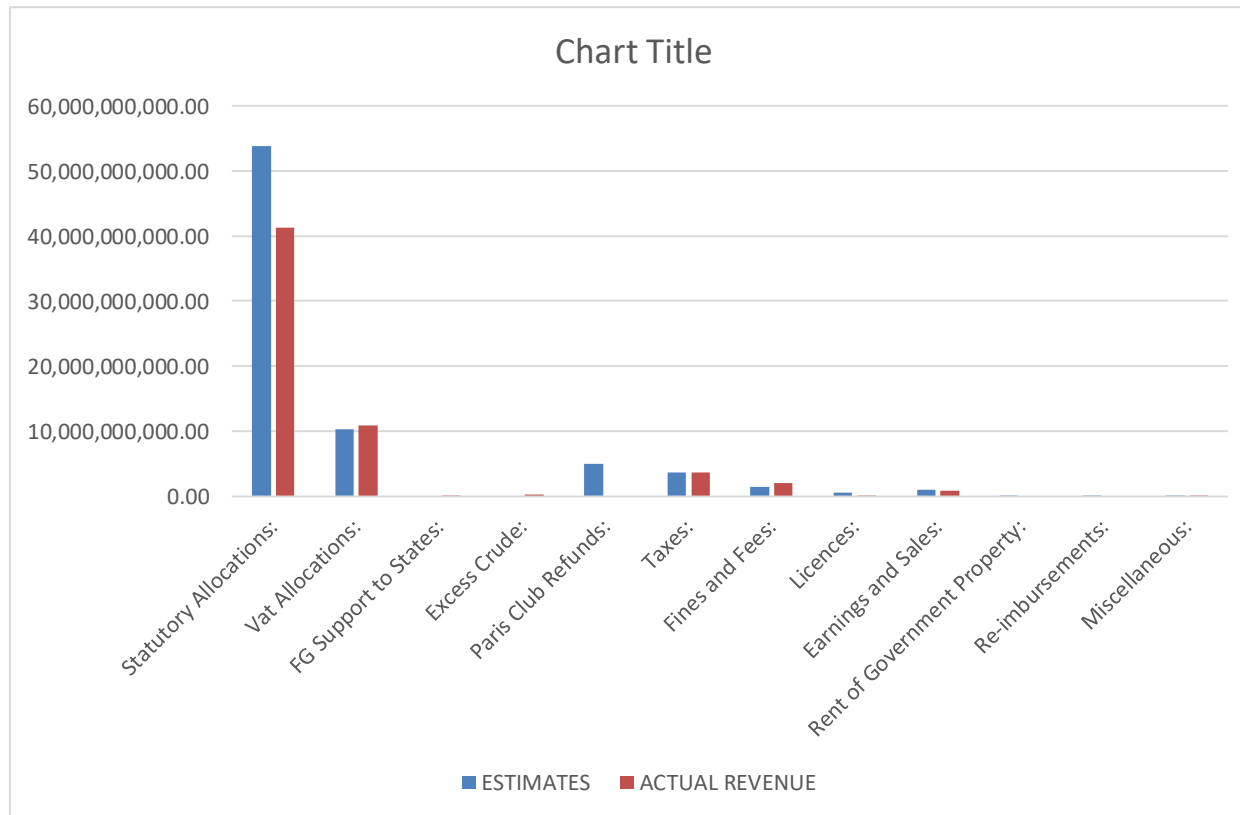


Figure 1: Recurrent Revenue Performance for the year 2019

4.2 Expenditure:

4.2.1 Recurrent Expenditure:

Details of the breakdown on Recurrent Expenditure showed that Personnel emoluments amounted to ₦6.982 billion, as against the budgeted sum of ₦9.148 billion representing 76.32%. The Overhead costs were ₦17.499 billion, instead of the budgeted sum of ₦17.664 billion. Consolidated Revenue Fund Charges was ₦12.05 billion compared to the budgeted figure of ₦18.676 billion and this is 64.52% of the budgeted figure. The expenditure incurred by Parastatals have been treated under Subvention to Parastatals which recorded a total expenditure of ₦21.167 billion as against the budgeted sum of ₦26.005 billion or 81.4%.

The graphic performance of the Recurrent Expenditure Budget is presented in figure 2 below:-

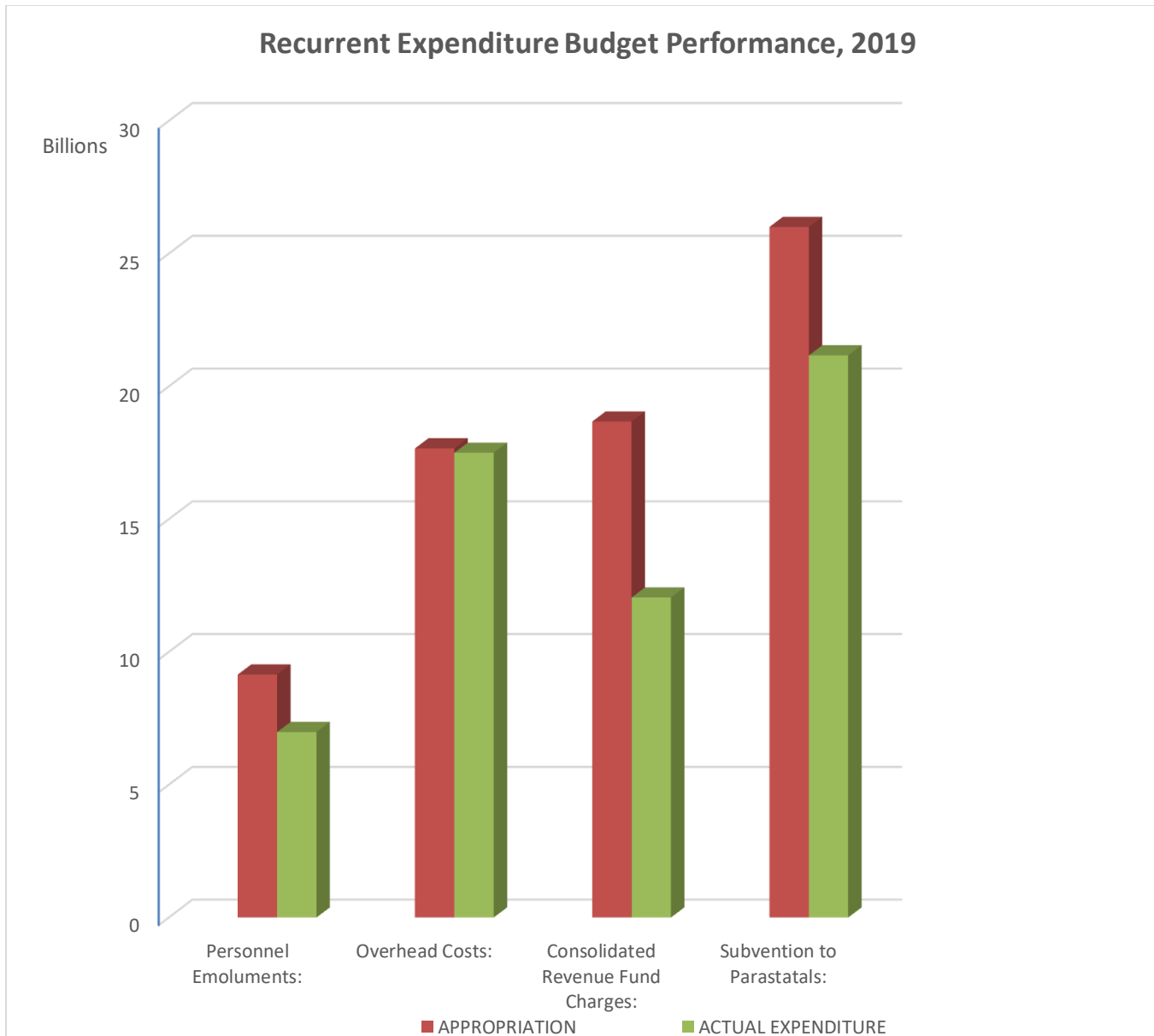


Figure 2: Recurrent Expenditure Performance for the year 201

Details of the Recurrent Expenditure are found under Statement No. 3 on page of this report.

4.2.2 Expenditure – Capital:

The capital expenditure achieved only 17.18% of the budget. Sectoral analysis of the expenditure show that the Works, Housing and Transportation, Agriculture and Natural Resources, Health and Education recorded the highest expenditure of ₦5.756 billion, ₦1.32 billion, ₦1.562 billion and ₦1.189 billion respectively, while the least Expenditure was recorded under Environmental and Forestry with expenditure of ₦22,600,825.55 only. Commerce, Industries and Tourism, Solid Minerals, Executives(Administration) and Law and Justice did not spend any money on Capital items during the year.

The graphic performance of the Capital Expenditure Budget is presented in figure 3 below:-

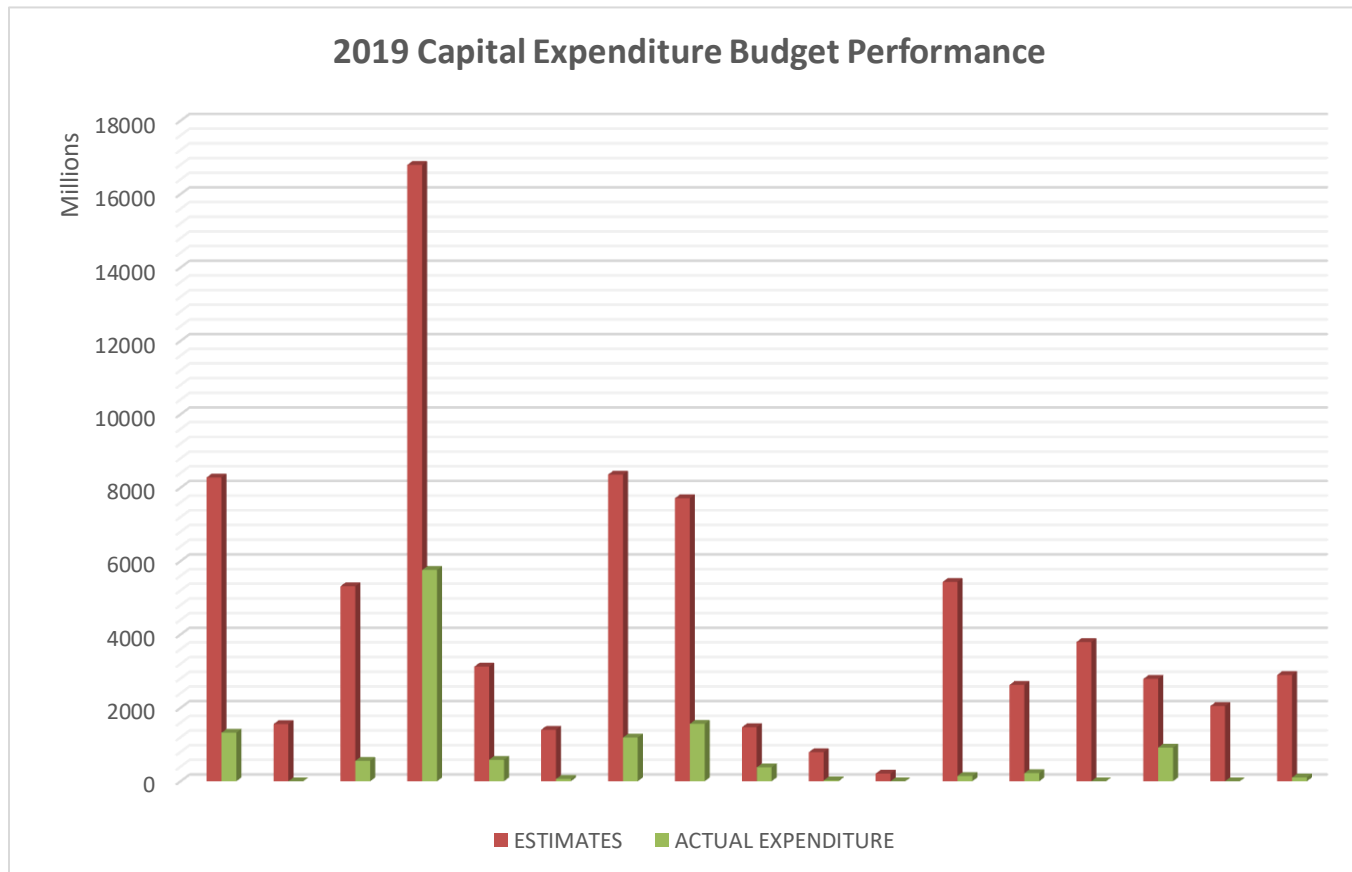


Figure 3: Capital Expenditure Budget Performance for the year 2019

5.0 Statements of Financial Position:

The Statement of Financial Position are contained on pages ... to Details of the analysis of the Financial Position Statement are presented below:

5.1 Financial Performance statements:

The Financial performance statement is presented as statement No. 1 on page of this report.

The internally generated revenue of the Government under some of the heads were generally poor leading to over-all revenue of ₦58,956,290,448.38. Independent revenue decreased by ₦389,390,314.22 compared to last year. Government, therefore, recorded a net deficit from its operating activities of ₦11,552,993,244.78 compared to last year's deficit of ₦14,562,330,043.05. The liquid position of the government, however, increased from ₦3,849,432,929.05 as at 1st January to only ₦14,987,975,354.59 by 31st December, 2019.

5.2 Financial Position (Assets and Liabilities):

The Financial Position statement is presented as statement No. 2 on page of this report. The Assets consists of the Liquid cash and investments. Cash and cash equivalents stand at ₦354,068,283.44 compared to last year figure of ₦3,198,862,630.49.

Non-current Assets (Investments) consists of contributions by Civil Servants to the National Housing Scheme which have been restored by Government, Counter-part fund Investment in Bank of Industries for Medium and Small Scale Enterprises and the funds due from Federal Government on Roads Constructed by the State Government. The total amount is ₦14,633,907,071.15. Also included here are unpaid Pensions and Gratuities and Contractors Liabilities to disclose the Liabilities of Government.

The Current Liabilities consists of Short term loans and Overdraft facilities amounting to ₦28,209,805,373.79 compared to previous year figure of ₦10,889,040,994.37. Non-Current Liabilities (Foreign Loan) is ₦7,536,051,054.00 and Long-Term Internal Loan is ₦50,418,592,501.21. Overall, the equity positions of Government increased from ₦3,849,432,929.05 to ₦14,987,975,354.59 as at 31st December, 2019.

6.0 Staff Position and Training:

The organization operated with a total of 454 staff across the services of Taraba State Government during the course of the year under review. The Staff disposition during the year covered the service-wide staff responsible for service delivery in the Finance and Accounts Departments in various Ministries, Departments and Agencies of Government and those within the Headquarters and various Sub-Treasuries across the state.

6.1 Staff Position:

A total of 454 staffs were deployed to within the Headquarters, the Sub-Treasuries, various Ministries, Departments and Agencies of Government during the year. The staff disposition of Professional Cadre as at 31st December, 2017 is as follows:

S/No.	Cadre	Grade Level	No.
1	Accountant-General	Consolidated	1
2	Directors (Accounts)	16	24
3	Assistant Directors (Accounts)	15	38
4	Chief Accountants	14	17
5	Assistant Chief Accountants	13	11
6	Principal Accountants	12	14
7	Senior Accountants	10	37
8	Accountants I	9	2
9	Accountants II	8	1
	Total:		145

Table 2: Professional Cadre Staff Deployment.

The staff disposition of Executive cadre during the year is also presented below:-

S/No.	Cadre	Grade Level	No.
1	Chief Executive Officer (Accounts)	14	109
2	Assistant Chief Executive Officer (Accts)	13	84
3	Principal Executive Officer (Accounts) I	12	56
4	Principal Executive Officer (Accounts)II	10	30
5	Senior Executive Officer (Accounts)	9	23
6	Higher Executive Officer (Accounts)	8	7
7	Executive Officer (Accounts)	7	0
8	Assistant Executive Officer (Accounts)	6	0
	Total:		309


Table 3: Executive cadre staff deployment.

6.3 Training:

The Office did not relent in the training programme including encouraging staff to attend the Mandatory Professional Accountancy training, Workshops and Seminars. Staff were equally assisted to attain various formal training in Universities and Polytechnics to enhance their capability and to qualify as professionals. The desire of Government to adopt the full accrual basis of accounting for year 2018 could not be realized but enhanced training of staff to achieve this is on-going.

7.0 Conclusion:

The rendition of accounts by Ministries, Departments and Agencies has continued to be encouraging and timely. I wish to appreciate Government for supporting the office to operate efficiently. I wish to commend all Accounting Officers, while urging them to put in more effort to achieve accountability and probity in the transactions of Government.

A handwritten signature in black ink, appearing to read 'Aminu Ayuba', with a horizontal line extending from the end of the signature.

Aminu Ayuba.

Accountant-General of Taraba State.

STATEMENT NO 1
TARABA STATE GOVERNMENT OF NIGERIA
CASH FLOW STATEMENT FOR THE YEAR ENDED 31ST DECEMBER, 2019

ANNUAL BUDGET 2019		NOTES	ACTUAL YEAR 2019 N	PREVIOUS YEAR 2018 N
CashFlows from Operating Activities:				
Receipts:				
53,821,313,638.18	Statutory Allocations:	32(A,C,D,E,F,G,H)	35,686,610,653.16	43,710,867,679.78
10,227,089,431.00	Value Added Tax:	32(B)	10,828,741,497.89	17,893,345,563.46
0.00	Excess Crude Oil		235,331,557.49	2,699,725,955.90
5,000,000,000.00	Paris Club Refunds:		0.00	0.00
6,353,554,840.00	Internally Generated Revenue	11	<u>6,533,106,447.27</u>	<u>6,922,496,761.49</u>
75,401,957,909.18	Total Receipts:-		53,283,790,155.81	71,226,435,960.63
Payments:-				
9,148,472,434.31	Personnel Emoluments:	12	6,982,447,077.47	6,501,606,030.41
17,664,749,055.03	Overhead Costs:	13	17,499,923,368.18	8,936,988,756.96
18,676,505,614.60	Consolidated Revenue Fund Charges:	14	12,050,632,215.44	10,728,927,327.88
26,005,465,894.16	Subvention to Parastatals:	15	21,167,152,101.35	22,462,302,022.01
8,277,995,761.55	Agriculture and Natural Resources:	17	735,636,437.62	4,146,885,041.42
1,557,360,123.20	Commerce Industries & Tourism:		0.00	8,458,327.00
5,312,386,447.90	Rural & Community Development:	18	308,916,976.04	2,182,753,331.70
16,794,219,558.00	Works, Housing and Transport:	19	3,207,041,759.61	9,035,829,155.58
3,122,500,000.00	Finance & Poverty Alleviation:	20	325,301,617.20	2,642,572,348.00
1,403,000,000.00	Information:	21	34,125,353.77	1,105,682,590.00
8,355,032,016.80	Education:	22	662,889,011.92	4,288,259,541.41
7,712,343,279.70	Health:	23	870,401,196.56	5,526,067,294.66
1,471,040,454.94	Social Development:	24	209,844,012.86	683,893,794.04
789,844,666.60	Environmental & Forestry:	25	12,592,089.57	41,550,712.58
207,055,575.00	Solid Minerals:		0.00	0.00
5,429,700,000.00	Water Resources:	26	80,629,993.25	1,240,571,934.44
2,623,949,248.82	Lands and Urban Development:	27	121,948,282.55	1,790,023,333.96
3,791,160,143.00	Executive:		0.00	2,528,962,443.57
2,788,081,356.30	Governance:	28	511,586,731.88	782,197,948.96
2,046,865,251.29	Law and Justice:		0.00	532,481,661.32
2,896,000,000.00	Legislature:	29	55,715,175.30	622,752,407.78
146,073,726,881.20	Total Payments:-		64,836,783,400.57	85,788,766,003.68

Net cash Flow from Operating Activities:	(11,552,993,244.76)	(14,562,330,043.05)
Cash Flows from Financing Activities:	0.00	0.00
Proceeds from Loan & other Borrowing:	19,343,769,672.93	8,340,762,366.76
Bank Overdraft Facilities:	2,179,697,859.88	6,947,214,367.85
Repayment of Loans:	54,139,128.21	-324,322,980.00
Grants: 16	1,113,929,009.30	
Net cash Flow from Financing Activities:	22,691,535,670.32	14,963,653,754.61
Net Increase/Decrease in Cash & Its Equivalents:	11,138,542,425.54	401,323,711.56
Cash & Its Equivalent as at 1st January, 2019.:	3,849,432,929.05	3,448,109,217.49
Cash & Its Equivalent as at 31st December, 2019:	14,987,975,354.59	3,849,432,929.05

OFFICE OF THE ACCOUNTANT-GENERAL
MINISTRY OF FINANCE,
JALINGO,
TARABA STATE



AMINU AYUBA
ACCOUNTANT-GENERAL OF
TARABA STATE OF NIGERIA.

STATEMENT NO 2

TARABA STATE GOVERNMENT OF NIGERIA.
STATEMENT OF ASSETS AND LIABILITIES AS AT 31ST DECEMBER, 2019

	NOTES	CURRENT YEAR N	PREVIOUS YEAR 2018 N
<u>ASSETS</u>			
<u>Current Assets:</u>			
- Cash & Cash Equivalents:			
- Cash Held by Ministries:	1	134,902,719.61	328,203,343.03
- Cash Held by SubTreasuries:	2	3,005,762.43	2,760,464,889.07
- Short-Term Deposits:	3	216,159,801.40	<u>110,194,398.39</u>
Total Current Assets:		354,068,283.44	3,198,862,630.49
<u>Non-Current Assets:</u>			
Investments(National Housing Scheme:)	30	775,961,632.19	<u>650,570,298.56</u>
Investments(Bank of Industries-MSME:)	4	405,256,677.00	
Due from Fed. Govt. on Roads Construction:	5	<u>13,452,688,761.96</u>	
Total Non-Current Assets:		14,633,907,071.15	
Total Assets:		<u>775,961,632.19</u>	<u>14,987,975,354.59</u>
			<u>3,849,432,929.05</u>
<u>LIABILITIES</u>			
<u>Current Liabilities:</u>			
Unpaid Contractors' Liabilities:	6	226,370,675.00	
Pension and Gratuities due but not paid:	31	14,164,269,819.80	
Short Term Loans and Debts:	7	3,917,114,870.92	3,166,688,846.18
Bank Overdraft Facilities:	8	<u>9,902,050,008.07</u>	<u>7,722,352,148.19</u>
Total Current Liabilities:		28,209,805,373.79	10,889,040,994.37
<u>Non-Current Liabilities:</u>			
Long Term Loans (Internal):	9	50,418,592,501.21	34,004,946,712.90
Long Term Loans (Foreign):	10	<u>7,536,051,054.00</u>	<u>4,150,872,932.66</u>
Total Non-Current Liabilities:		57,954,643,555.21	38,155,819,645.56
Accumulated Funds:		71,176,473,574.41	45,195,427,710.88

Total Liabilities/Net Equity:

14,987,975,354.59

3,849,432,929.05

***NOTE:* This statement will be adjusted upon full implementation of IPSAS accrual basis.**

OFFICE OF THE ACCOUNTANT-
GENERAL
MINISTRY OF FINANCE,
JALINGO,
TARABA STATE



AMINU AYUBA
ACCOUNTANT-GENERAL OF
TARABA STATE OF NIGERIA.

STATEMENT NO 3
TARABA STATE GOVERNMENT OF
NIGERIA.
STATEMENT OF CONSOLIDATED REVENUE FUND
FOR THE YEAR ENDED 31ST DECEMBER, 2019

PREVIOUS YEAR		NOTE S	ACTUAL YEAR 2019 N	SUPPLEMENTAR Y BUDGET	FINAL BUDGET 2019 N	VARIANCE ON FINAL BUDGET N
2018 N	0.00		0.00	0.00		
	Opening Balance:					
	Add: Revenue:					
	43,710,867,679.7			0.00		18,134,711,985.0
	8 Statutory Allocations:		35,686,601,653.16		53,821,313,638.18	2
	17,893,345,563.4			0.00		(601,652,066.81)
	6 Vat Allocations:		10,828,741,497.89		10,227,089,431.00	
	2,699,725,955.90		235,331,557.49	0.00	0.00	(235,331,557.49)
	Excess Crude Oil					
	Paris Club Refund:		0.00	0.00	5,000,000,000.00	5,000,000,000.00
	6,922,496,761.49					
	Internally Generated Revenue	11	6,533,106,447.27	0.00	6,353,554,840.00	(179,551,607.27)
	71,226,435,960.6			0.00		22,118,176,753.4
	3 Total Revenue:-		53,283,790,155.81		75,401,957,909.18	5
	Less Expenditure:-					
	6,501,606,030.41			0.00	9,148,472,434.31	2,166,025,356.84
	Personnel Emoluments:	12	6,982,447,077.47			
	8,936,988,756.96			0.00	17,664,749,055.03	164,825,686.85
	Overhead Costs:	13	17,499,923,368.18			
	10,728,927,327.8					
	Consolidated Revenue Fund					
	8 Charges:	14	12,050,632,215.44	0.00	18,676,505,614.60	6,625,873,399.16
	22,462,302,022.0			0.00		
	1 Subvention to Parastatals:	15	<u>21,167,152,101.35</u>		<u>26,005,465,894.16</u>	4,838,313,792.81
	48,629,824,137.2			0.00		13,795,038,235.6
	6 Total Payments:-		57,700,154,762.44		71,495,192,998.10	6
	22,596,611,823.3					
	7 Operating Balance:		(4,416,364,606.63)	0.00		
	Appropriation/Transfers:					
	22,596,611,823.3					
	Capital Development Fund:		(14,285,845,942.1		0.00	

7		1)	0.00
	Adjustment for Pension/Contractors		0.00
	Liabilities:-	14,390,640,494.80	
	Foreign Exchange Loss(<i>see note 10</i>):	1,151,341,133.25	0.00
		0.0	
0.00	Closing Balance:	0	

OFFICE OF THE ACCOUNTANT-GENERAL
 MINISTRY OF FINANCE,
 JALINGO,
 TARABA STATE



AMINU AYUBA
 ACCOUNTANT-GENERAL OF
 TARABA STATE OF NIGERIA.

STATEMENT NO 4

TARABA STATE GOVERNMENT OF NIGERIA.
STATEMENT OF CAPITAL DEVELOPMENT FUND
FOR THE YEAR ENDED 31ST DECEMBER, 2019

PREVIOUS YEAR

2018	NOTES	TOTAL CAPITAL EXPENDITURE 2019	INITIAL BUDGET	SUPPLEMENTARY BUDGET	FINAL BUDGET	VARIANCE OF FINAL BUDGET
N		N			N	N
(30,633,097,667.83)	Opening Balance:	(45,195,427,710.88)		0.00		
	<u>Add: Capital Receipts:</u>					
	Transfers from Con Rev					
22,596,611,823.37	Fund:	(14,285,845,942.11)		0.00	5,476,497,841.60	19,762,343,7
	Grants:	1,113,929,009.30		0.00	10,878,715,309.90	9,764,786,3
<u>22,596,611,823.37</u>	Total Revenue:-	<u>(13,171,916,932.81)</u>		0.00	<u>16,355,213,151.50</u>	29,527,130,0
	<i>Less Expenditure:-</i>					
4,146,885,041.42	Agriculture and Natural Resources:	735,636,437.62	8,277,995,761.55	0.00	8,277,995,761.55	6,957,643,7
8,458,327.00	Commerce, Industries & Tourism:	0.00	1,557,160,123.20	0.00	1,557,360,123.20	1,557,360,1
2,182,753,331.70	Rural & Community Development:	308,916,976.04	5,312,386,447.90	0.00	5,312,386,447.90	4,757,928,9
9,035,829,155.58	Works, Housing and Transport:	3,207,041,759.61	16,794,219,558.00	0.00	16,794,219,558.00	11,038,082
2,642,572,348.00	Finance & Poverty Alleviation:	325,301,617.20	3,122,500,000.00	0.00	3,122,500,000.00	2,538,634,6
1,105,682,590.00	Information:	34,125,353.77	1,403,000,000.00	0.00	1,403,000,000.00	1,341,750,3
4,288,259,541.41	Education:	662,889,011.92	8,355,032,016.00	0.00	8,355,032,016.80	7,165,250,2
5,526,067,294.66	Health:	870,401,196.56	7,712,343,279.70	0.00	7,712,343,279.70	6,150,109,6
683,893,794.04	Social Development:	209,844,012.86	1,471,040,454.94	0.00	1,471,040,454.94	1,094,403,3
41,550,712.58	Environmental & Forestry:	12,592,089.57	789,844,666.60	0.00	789,844,666.60	767,243,8
0.00	Solid Minerals:	0.00	207,055,575.00	0.00	207,055,575.00	207,055,5
1,240,571,934.44	Water Resources:	80,629,993.25	5,429,700,000.00	0.00	5,429,700,000.00	5,284,981,8
1,790,023,333.96	Lands and Urban Development:	121,948,282.55	2,623,949,248.82	0.00	2,623,949,248.82	2,405,071,2

2,528,962,443.57	Executives:		0.00	3,791,160,143.00	0.00	3,791,160,143.00	3,791,160,143.00
782,197,948.96	Governance:	28	511,586,731.88	2,788,081,356.30	0.00	2,788,081,356.30	1,869,863,400.00
532,481,661.32	Law and Justice:		0.00	2,046,865,251.29	0.00	2,046,865,251.29	2,046,865,251.29
622,752,407.78	Legislature:	29	55,715,175.30	2,896,000,000.00	0.00	2,896,000,000.00	2,796,000,000.00
<u>37,158,941,866.42</u>	Total Capital Expenditure:		<u>7,136,628,638.15</u>		0.00	<u>74,578,533,883.10</u>	1,769,404,900.00
-45,195,427,710.88	Closing Balance:		(71,176,473,574.41)				

OFFICE OF THE ACCOUNTANT-
GENERAL
MINISTRY OF
FINANCE,
JALINGO,
TARABA STATE



AMINU AYUBA
ACCOUNTANT-GENERAL OF
TARABA STATE OF NIGERIA.

NOTE 1

CLOSING CASHBOOK BALANCES AS AT 31 EC.2019

		YEAR 2018
	N	N
601 GOVERNMENT HOUSE	0.00	111,732,418.17
602 DEPUTY GOVERNOR'S OFFICE	1,521,706.68	2,931,005.54
603 MINISTRY OF CULTURE & TOURISM	10,700.09	21,795.54
604 MINISTRY FOR BUDGET & ECONOMIC PLANNING	79,960.76	4,701,248.64
605 MINISTRY FOR LAND & SURVEY	2,411,276.97	82,295.44
606 OFFICE OF THE SURVEYOR GENERAL BUREAU FOR LOCAL GOVT & CHIEFTANCY	24,891.00	350.00
607 AFFAIRS	152,257.39	152,257.39
608 MINISTRY FOR WATER RESOURCES	66,534.27	0.00
609 MINISTRY OF URBAN AND TOWN DEVELOPMENT	806,106.65	45,498.32
610 SSG ADMIN	76,254,332.32	27,709,149.27
611 ESTABLISHMENT	361,466.32	9,259.23
612 POLITICAL & CABINET AFFAIRS	16,961.61	650.85
613 HEAD OF SERVICE	4,529.36	12,722.36
614 MINISTRY FOR ENVIRONMENT & SOLID MINERALS	743.38	7,013.62
615 MINISTRY OF HOUSING	33,759.40	8,464,739.40
616 MINISTRY OF RURAL DEVELOPMENT	533,984.31	78,275.06
617 STATE INDEPENDENT ELECTORAL COMMISSION	5,494.32	3,525.35
618 DUE PROCESS	121,174.53	618.61
619 GOVERNMENT PRINTING PRESS	14.49	35.49
620 MINISTRY OF AGRICULTURE	1,720.41	0.00
621 POVERTY ALLEVIATION	181,810.15	181,240.15
630 MINISTRY OF EDUCATION	23,920.99	6,557,927.22
640 MINISTRY OF FINANCE	42,041,993.46	17,666,617.27
641 COMMON SERVICES OFFICE	66,291.72	2,668.72
650 MINISTRY OF HEALTH	2,077.14	3,048,891.00
651 MINISTRY OF JUSTICE	58,197.61	1,781.55
652 MINISTRY OF WORKS	1,164,816.47	1,758,763.12
653 AUDITOR-GENERAL (STATE)	2,492,132.20	3,286,508.70
654 CIVIL SERVICE COMMISSION	5,992.11	239,665.61
657 SHARIA COURT OF APPEAL	48,140.63	8,033.58
658 CUSTOMARY COURT OF APPEAL	1,912.84	924.34
659 OFFICE OF THE ACCOUNTANT GENERAL	1,454,066.86	274,951.94

660	LOCAL GOVERNMENT AUDIT	12,873.49	12,873.49
	MINISTRY FOR SOCIAL WELFARE & CO-		
661	OPERATIVE	2,885.95	40,741.00
662	MINISTRY OF INFORMATION	8,274.96	3,009,400.46
663	HOUSE OF ASSEMBLY	0.00	52,601,148.52
664	LOCAL GOVERNMENT SERVICE COMMISSION	10,990.62	10,990.62
665	MINISTRY FOR COMMERCE & INDUSTRY	11,329.78	33,650.78
666	HOUSE OF ASSEMBLY SERVICE COMMISSION	15,611.05	4,370.05
667	HOME AFFAIRS & SOCIAL SERVICES	4,538,034.29	44,572,269.35
668	MINISTRY FOR WOMEN AFFAIRS	2,819.23	3,271.23
669	FISCAL RESPONSIBILITY	320,900.71	421,602.21
670	MINISTRY OF YOUTHS AND SPORTS	5,545.84	38,512,193.84
671	MINISTRY OF SCIENCE AND TECHNOLOGY	24,487.25	0.00
	TOTAL	134,902,719.61	328,203,343.03

NOTE 2
 CLOSING CASHBOOK BALANCES AS AT 31
 DEC.2019

		YEAR 2018	
		N	N
200	SUB-TREASURY, JALINGO	3,000,838.15	2,760,449,169.43
300	SUB-TREASURY, WUKARI	0.00	0.00
400	SUB-TREASURY, TAKUM	349.28	719.64
500	SUB-TREASURY, GEMBU	<u>4,575.00</u>	<u>15,000.00</u>
	TOTAL	3,005,762.43	2,760,464,889.07

NOTE 3

SHORT TERM DEPOSITS

Station Code	Bank	Purpose	2019	2018
101	Union Bank	Stabilization	0.00	-
102	Union Bank	Short Term Deposit	0.00	7,902.33
103	UBA	Stabilization	0.00	-
104	Union Bank	Current Account Short Term Deposit	246,787.60	247,080.10
106	Union Bank	Acct. II	0.00	-
107	Zenith	VAT	29,523,628.63	13,788,226.23
108	Guaranty Trust	Stabilization	592,335.00	595,335.00
113	Eco Bank	AAWUN M/C Loan	680,203.80	680,203.80
117	Access Bank	TRSG Account	138,949.83	138,949.83
118	Zenith	Capital Account II	169,826.05	6,708,736.05
120	UBA	Fixed Deposit	0.00	422,304.42
121	FCMB	Car Loan	0.00	-
122	Oceanic	MDG	1,603,388.88	1,603,388.88
123	Eco Bank	Stabilization	306,096.83	306,096.83
124	Fidelity	Fixed Deposit	293,894.00	293,894.00
125	UBA	MDG 5	0.00	4,787.64

126	Zenith	Stabilization Wukari	97,408,684.02	201,486.52
127	Unity Bank	TRSG MDG III	93,528.49	93,528.49
129	Fidelity	Stabilization	168,221.00	168,221.00
130	Zenith	Commercial Agric Loan	211,500.00	211,500.00
131	First Bank	TRSG Stabilization	0.00	-
132	Main Street	Fixed Deposit	3,899,195.03	3,899,195.03
133	UBA	Capital Project	0.00	-
134	Zenith	SURE-P	223,086.63	223,086.63
135	Zenith	Ecological Fund	50,000,000.00	50,000,000.00
136	Zenith	MDG IV	64,702.00	64,702.00
137	First Bank	Stabilization	0.00	-
180	Bank PHB	Aviation Account	30,535,773.61	30,535,773.61
181	FIN Bank	Stabilization	0.00	-
182	Intercontinental	Stabilization	<u>0.00</u>	-
			<u>216,159,801.40</u>	<u>110,194,398.39</u>

NOTE 4

**BANK OF INDUSTRY/TARABA STATE GOVERNMENT MSME MANAGED
FUND**

Capital Fund:	315,000,000.00
Accumulated Fund:	<u>90,256,677.00</u>
	<u>405,256,677.00</u>

NOTE 5

DUE FROM FEDERAL GOVERNMENT ON ROADS CONSTRUCTION

S/No.	Name of Company	Location of Road	Date of Award	Contract Sum	Amount Paid in 2019	Total Amount Paid to Date
1	Messrs P. W. Nig. Ltd.	Bali-Serti-Gembu Roads(Additional Works)	July, 2013	18,214,711,149.33	400,000,000.00	16,311,100,000.00
2	Messrs CGC Nig, Ltd	Mararraba - Baissa-Abong Road (Section 1)	Nov. 2018	6,942,552,304.89	1,041,382,485.73	1,041,382,845.73
3	Messrs CCECC Nig. Ltd.	Mararraba - Baissa-Abong Road (Section 2)	Nov. 2018	5,361,708,022.13	804,252,203.31	804,252,203.31
4	Messrs China Zhonghao Nig. Ltd.	Mararraba - Baissa-Abong Road (Section 3)	Nov. 2018	6,239,751,581.75	935,962,737.26	935,962,737.26
5	Messrs SCC Nig. Ltd.	Takum - Kona Road	July, 2017	15,424,767,001.08	1,000,000,000.00	2,300,000,000.00
6	Messrs Mould Nig. Ltd.	Jalingo - Kona Road	Aug. 2015	2,808,219,335.55	100,000,000.00	1,610,655,017.39
7	Craneburg Const. Company Nig. Ltd	Route A4 Jalingo	Dec. 2019	34,854,211,329.00	5,228,131,699.35	5,228,131,699.35
	TOTAL:			89,845,920,723.73	9,509,729,125.65	28,231,484,503.04

TOTAL CERTIFICATES ISSUED BY CONTRACTORS TO DATE:-

35,315,325,396.96

TOTAL AMOUNT REFUNDED BY FEDERAL GOVERNMENT TO DATE:-

21,862,636,635.00

**AMOUNT DUE FROM FEDERAL
GOVERNMENT:-**

13,452,688,761.96

NOTE 6**TARABA STATE TEMPLATE FOR CONTRACT LIABILITY**

S/No.	NAME OF CONTRACTOR	PROJECTS	DATE OF AWARD	CONTRACT SUM IN NAIRA	BALANCE AS AT 31/12/2019
				₦	₦
1	Artral Consultant	Design of Library Complex	1996	5,921,005.72	5,921,005.72
2	Nagarta Furniture	Supply of Furniture	Dec., 1991	518,000.00	518,000.00
3	Mbub International Ventures	Supply of Stationeries	2009	7,500,000.00	7,500,000.00
4	Micheal Eze	Supply of Fire Proof Safe Cabinet	May, 2005	17,000,000.00	10,000,000.00
5	YRK Ventures	Renovation and Fencing of Mobile Police Base, Jalingo	Oct., 2008	31,077,708.34	8,252,150.00
6	Zaitun Enterprises Services Ltd	Supply of Diesel and Lubricant	Jan., 2011	7,820,000.00	3,061,328.86
7	Waziri & Co.	Audi Fee	Sept., 2007	5,050,320.67	5,050,320.67
8	Al-Umah Lau Nig. Enterprises	Supply of Souvenir	Feb., 2007	10,000,000.00	10,000,000.00
9	Kumno Construction Nig. Ltd	Construction of Fence Wall Side B & G Security Post	Aug., 2000	6,765,802.97	6,765,802.97
10	Ibrahim Maza – Wuje	Supply of Diesel & Engine Oil		6,000,000.00	2,000,000.00
11	Jibrin Abubakar	Supply of Diesel & Lubricant	Jan., 2011	7,180,000.00	7,180,000.00
12	Several Points Nig. Ltd	Renovation of VC's Residence	2009	11,473,135.48	7,405,201.15
13	Hamman Investment Nig. Ltd	Supply of Ring Culverts	April, 2007	8,500,000.00	6,500,000.00
14	Alh. Shehu Umar	Supply of Motor Parts	Aug., 2011	5,212,362.95	5,212,362.95
15	Green Witch	Supply of Stationeries	2009	7,340,636.40	4,340,636.40
16	El-Jau Group & Co.	Supply of Stationeries	2003	2,000,000.00	2,000,000.00
17	Abubakar Audu	Supply of Furniture	Oct., 2006	3,415,000.00	2,682,863.14
18	Chairman Elders Forum	Supply of Stationeries	2007	4,000,000.00	4,000,000.00
19	Lenyol Inverstment Ltd	Construction of 36Nos. Culvert at Nguroje & Mayo Ndaga	June, 2005	16,000,000.00	1,000,000.00
20	Globe Scope Security Ltd	Rendering of Security Service	Oct., 2007	11,000,000.00	11,000,000.00
21	De- Timasco Nig. Ltd	Supply of Tipper Motor, other Building Material and Spare parts	Aug., 2006	8,200,000.00	8,200,000.00
22	I.U. Daylop Nig. Ltd	Supply of Spare Parts	Nov., 2011	7,400,000.00	3,400,000.00
23	Pembi Ventures	Laundry Services	Oct., 2007	15,415,500.00	5,415,500.00
24	Aminchi Ventures Nig. Ltd	Supply & Installation of Transformer	-	2,808,130.00	984,090.00
25	Habu & Associate	Preparation & Supply of Architectural Designed bill of quantities	Sept., 2007	4,080,048.12	2,000,000.00
26	Amasco Global Nig. Ltd	Renovation of Gen. Hospital	Feb., 2005	10,963,413.87	1,963,413.89
27	Idris Adebayo	Supply of Sanitary Material	May, 2012	3,300,000.00	3,300,000.00
28	Zillion Tel Nig. Ltd	Construction of Classroom Block Admin/Lib. & VIP Toilet	Oct., 2008	19,221,742.34	7,615,300.00
29	Alh. Lawan Mustapha	Construction of 2Nos. Classroom	2001	7,566,474.24	2,066,474.24

30	Akua General Engineering	Drilling of 151Nos Hand Pump & 12Nos. Solar Powered Bore-Hale in the State	Aug., 2007	14,450,500.00	1,500,000.00
31	Lingo Investment Services Ltd	Rehabilitation of Garbabi Jauro Jallo Road in Gashaka	June, 2005	24,000,000.00	20,000,000.00
32	P & Partner Global	Supply of Hospital Equipment	March, 2004	5,125,000.00	2,125,000.00
33	Soj-Jeen Intergrated Ventures Ltd	Rehabilitation of Kpantisawa – Kassa road in Yorro LGA	June, 2005	18,000,000.00	4,000,000.00
34	Amampo Nig. Ltd	Rehabilitation of Jatau – Taka Lafiya road in Bali LGA	June, 2005	20,000,000.00	10,000,000.00
35	Pembi Venture	Laundry Services	-	12,000,000.00	12,000,000.00
36	Nuhu Abdullahi	Supply of Stationeries	2011	5,040,550.01	5,040,550.01
37	Ben Electronic Co. Nig. Ltd	Supply & Installation of Solar Light for the beautification of 2 round about in Jaingo.	2001	17,600,000.00	12,600,000.00
38	Chibi Global Nig. Ltd	Construction of a Culvert at Abuja Phase 2 Jalingo		5,000,000.00	5,000,000.00
39	Alhalas Business Ventures	Installation of Komatsu paid Loader Belgium Engine	2011	4,980,675.00	4,980,675.00
40	Dan Maimasa Global Concept Ltd	Supply of Perking 100 KVA Generator	2006	7,580,000.00	3,790,000.00
	Total:-			386,506,006.11	226,370,675.00

NOTE 7

TARABA STATE DEBT STOCK AS AT 31ST DEC. 2019 : SHORT TERM INTERNAL LOANS

LOAN FACILITY CATEGORY	OPENING BALANCE	ADDITION DURING THE YEAR	PRINCIPAL REPAID	INTEREST PAID	CLOSING BALANCE
UBE COUNTERPART FUNDING FACILITY	1,932,688,846.18		1,932,688,846.18	193,225,883.86	-
WORLD BANK ASSISTED PROJS.	1,234,000,000.00		1,234,000,000.00	144,828,761.88	-
ZENITH -TERM LOAN	1,524,974,308.52	4,500,000,000.00	3,007,358,407.75	658,500,561.61	3,017,615,900.77
SDG	-	250,000,000.00	139,778,656.99	22,331,728.33	110,221,343.01
TARABA STATE UNIVERSITY	-	1,000,000,000.00	210,722,372.86	100,546,555.02	789,277,627.14
TOTAL	4,691,663,154.70	5,750,000,000.00	6,524,548,283.78	1,119,433,490.70	3,917,114,870.92

NOTE 8

OVERDRAWN CASHBOOK BALANCES AS AT 31 DEC.2019

	N	YEAR 2018 N
CENTRAL ACCOUNT	9,857,281,988.35	7,722,019,067.95
GOVERNMENT HOUSE	-44,676,025.14	
HOUSE OF ASSEMBLY	-2,602.52	
MINISTRY FOR WATER RESOURCES	0.00	-227,184.73
MINISTRY OF AGRICULTURE	0.00	-1,469.09
SUB-TREASURY, WUKARI	<u>-89,392.06</u>	<u>-104,426.42</u>
TOTAL	9,902,050,008.07	7,722,352,148.19

NOTE 9

TARABA STATE DEBT STOCK AS AT 31ST DEC. 2019 : LONG TERM INTERNAL LOANS

LOAN FACILITY CATEGORY	OPENING BALANCE	ADDITION DURING THE YEAR	PRINCIPAL REPAID	INTEREST PAID	CLOSING BALANCE
BUDGET SUPPORT FACILITY	-	17,569,000,000.00	38,820,602.72	571,448,114.93	17,530,179,397.28
SALARY BAIL-OUT	8,746,301,077.15	-	237,356,238.29	777,534,639.92	8,508,944,838.86
FGN BONDS	10,933,452,293.76	-	179,296,558.55	1,610,811,001.73	10,754,155,735.20
EXCESS CRUDE ACCOUNT (ECA) LOAN	9,344,502,434.83	565,874,071.77	814,635,297.03	830,909,921.75	9,095,741,209.57
CACS (Commercial Agriculture Credit Scheme)	4,965,560,655.45	247,091,160.20	683,080,495.36	469,571,464.39	4,529,571,320.30
TOTAL	33,989,816,461.19	18,381,965,231.97	1,953,189,191.95	4,260,275,142.71	50,418,592,501.21

Note 10**TARABA STATE DEBT STOCK AS AT 31ST DEC. 2019 :- FOREIGN LOANS**

EXTERNAL LOAN BALANCE IN US DOLLAR	\$20,933,475.15	CONVERSION	NAIRA VALUE
NEW EXCCHANGE RATE	N 360 = \$1.00	N 360 X \$20,933,475.15	7,536,051,054.00
OLD EXCHANGE RATE	N 305 = \$1.00	N 305 X \$20,933,475.15	6,384,709,920.75
EXCHANGE (GAIN)/LOSS	N55.00	N 55 X \$20,933,475.15	1,151,341,133.25

NOTE 11

BREAKDOWN OF INTERNALLY GENERATED REVENUE FOR THE YEAR 2019									
SUPPLEMENTARY NOTE I									
MONT H	PAYE	OTHER TAXES	FINES	FEES	LICENCES	EARNINGS	SALES	PRESUMPTIVE TAX	TOTAL
JAN	290,204,525.39	38,564,620.86	8,572,991.05	25,718,973.14	4,500.00	7,117,792.26	40,334,156.17	50,000.00	120,363,033.48
FEB	266,886,763.76	35,465,976.42	46,134,377.44	138,403,132.31	44,000.00	15,474,978.33	87,691,543.85	20,000.00	323,234,008.35
MAR	319,150,469.77	42,411,181.72	46,390,830.12	139,172,490.36	15,500.00	2,094,971.49	11,871,505.09	20,000.00	241,976,478.78
APR	269,852,567.51	35,860,095.35	54,972,225.90	164,916,677.68	192,100.00	10,903,236.97	61,785,009.49	-	328,629,345.39
MAY	309,277,196.96	41,099,144.90	168,993,004.16	506,979,012.50	779,487.50	1,360,843.45	7,711,446.20	-	726,922,938.71
JUN	235,370,129.14	31,277,802.37	45,782,121.92	137,346,365.76	625,325.00	1,696,998.66	9,616,325.71	-	226,344,939.42
JUL	276,184,160.83	36,701,486.42	36,653,494.39	109,960,483.18	28,000.00	12,285,331.68	69,616,879.51	-	265,245,675.18
AUG	143,526,671.82	19,072,933.73	45,427,373.98	136,282,121.95	-	11,446,321.68	64,862,489.55	35,000.00	277,126,240.89
SEP	272,218,452.86	36,174,492.49	6,403,873.26	19,211,619.79	596,200.00	12,063,179.15	68,358,015.17	55,000.00	142,862,379.86
OCT	319,114,720.78	42,406,431.12	35,869,620.05	107,608,860.05	2,655,100.00	572,921.43	3,246,554.74	45,000.00	192,404,487.39
NOV	265,439,062.98	35,273,594.75	1,248,859.14	3,746,577.42	156,000.00	21,184,300.71	120,044,370.69	10,000.00	181,663,702.71
DEC	265,185,317.13	35,239,875.04	987,132.99	2,961,398.98	245,000.00	35,162,965.68	199,256,805.49	70,000.00	273,923,178.18
TOTAL	3,232,410,038.93	429,547,635.17	497,435,904.40	1,492,307,713.12	5,341,212.50	131,363,841.49	744,395,101.66	305,000.00	6,533,106,447.27

Explanatory Notes:

1. PAYE: Revenue generated from workers in both public and private sectors.
2. Fine: Revenue generated from High courts, Sharia Courts and sharia Courts of Appeal, Penalties for offences, Road Traffic offences.
3. Sales: Revenue generated from; sales of Government Properties, Admission Forms, APER Forms, Medical Folders, Sales of Employment and Contract Registration Forms, etc.
4. Other Taxes: Revenue generated from taxes such as:- Riders Card, Side Stickers, SMS alerts, application form for establishment of private Schools, renewal of registration of private of private Schools, hiring of conference hall fees, gate tolls, etc.

5. Earnings:-Revenue obtains from:- Shops, consultancy services, use of Government vehicles, Medical services, guest houses, skill acquisition, NGO's, etc.
6. Licence:-_Revenue generated from; Motor Vehicles, Abattoir slaughter, Hide /Skin, Dry Fish and meat, Lodging/Liquor, Auctioneer, Pools betting and Game machine, Snooker, Motor Vehicle etc.
7. Presumptive_Tax:-_Revenue generated from Artisans and petty traders.
8. Fees:- Fees include Revenue Generated from:- Courts, Stamp Duties, Certificate of occupancy (C of O), Deed Registration Tender Search, Certified True copy, Examinations , yellow cards, registration fees, schools etc.

NOTE: 12

GOVERNMENT OF TARABA STATE OF NIGERIA
STATEMENT OF PERSONNEL COSTS AS AT 31ST DECEMBER, 2019

HEAD	DETAILS OF EXPENDITURE	ESTIMATES	ACTUAL EXPEND	EXCESS EXP.	SAVINGS
		2019	2019		
		N	N	N	N
		-	-	-	-
4120	Office of the Governor:	140,680,157.96	107,059,471.07		33,620,686.89
412(1)	Office of the Deputy Governor:	22,965,023.72	18,263,186.89		4,701,836.83
412(5)	MDG's Project Support Unit:	0.00	-		0.00
4430	Bureau for Public Procurement:	103,114,000.00	45,058,603.51		58,055,396.49
412(2)	Office of the Secretary to Government	1,872,802,097.14	1,127,798,400.62		745,003,696.52
412(3)	Department of Political & Cab. Affairs	4,318,590.27	1,252,812.12		3,065,778.15
412(7)	Yangtu Dev. Area	0.00	-		0.00
412(8)	Ndaga Dev. Area	0.00	-		0.00
	Ministry of Special Duties:	0.00	-		0.00
4370	Min. of Co-operatives & Poverty Alleviation:	32,210,017.53	22,693,329.63		9,516,687.90
412(6)	Nepad Taraba Coordination Office:	0.00	-		0.00
412(9)	Council for Inter-Relious Affairs:	0.00	-		0.00
	Council for Prerogative of Mercy:	0.00	-		0.00
4350	Taraba State House of Assembly:	590,723,320.00	379,650,460.16		211,072,859.84
4420	House of Assembly Service Commission:	0.00	-		0.00
4290	Ministry of Information & Re-Orientation :	80,859,600.80	52,900,268.85		27,959,331.95
429(1)	Government Printing Press:	10,286,575.90			56,592.64

			10,229,983.26		
412(4)	Dept. of Home Affairs & Special Services	61,193,598.00	58,609,302.80		2,584,295.20
	Ministry of Social Development:	53,557,210.34	-		53,557,210.34
4130	Office of the Head of Service:	552,867,650.30	437,898,541.54		114,969,108.76
413(1)	Bureau for Estabs & Records Office:	516,926,391.53	408,397,430.89		108,528,960.64
4448	Manpower Development:	0.00	-		0.00
4443	Common Service:	4,415,903.81	4,352,086.60		63,817.21
4200	Office of the Auditor-General(State):	69,533,983.93	63,309,457.63		6,224,526.30
4270	Office of the Auditor-General(Local Govts):	39,336,257.25	33,200,778.47		6,135,478.78
4210	Civil Service Commission:	54,318,967.03	53,646,013.78		672,953.25
4300	Local Government Service Commission:	4,789,880.04	4,742,383.33		47,496.71
4360	State Independent Electoral Commission:	28,648,208.18	27,007,230.24		1,640,977.94
4192	Ministry of Housing:	74,654,854.93	53,411,785.22		21,243,069.71
4140	Ministry of Agriculture and Nat. Resources:	776,610,388.11	646,814,884.29		129,795,503.82
4160	Ministry of Finance:	168,039,266.09	140,348,385.19		27,690,880.90
	Debt Management Office	0.00	-		0.00
4260	Office of the Accountant-General:	699,214,240.30	566,720,534.06		132,493,706.24
4330	Ministry of Commerce and Industries:	43,302,525.27	33,076,422.01		10,226,103.26
4447	Ministry of Science and Technology:	0.00	-		0.00
4190	Ministry of Works & Transport:	184,477,041.81	139,237,968.02		45,239,073.79
	Ministry of Power:	0.00	-		0.00
4441	Ministry of Culture & Tourism:	15,756,435.49	11,138,735.88		4,617,699.61
4390	State Planning Commission:	52,445,944.60	40,889,099.81		11,556,844.79
4440	Taraba State Fiscal Resp. Commission:	25,806,913.90	-		25,806,913.90
4310	Ministry of Water Resources:	78,266,795.10	44,646,467.37		33,620,327.73
4444	Ministry of Urban & Town Development:	101,440,094.09			54,481,615.83

			46,958,478.26		
4400	Bureau for Land and Survey	64,994,872.93	49,413,626.37		15,581,246.56
4220	High Court of Justice / Area Courts:	1,425,892,528.44	1,259,831,966.33		14,113,210.47
422(1)	Sharia Court of Appeal:	74,131,240.97	74,065,989.57		166,060,562.11
422(2)	Customary Court of Appeal:	124,566,542.17	112,607,249.63		65,251.40
4230	Judicial Service Commission:	30,151,466.17	30,080,241.33		11,959,292.54
4180	Ministry of Justice:	229,409,867.67	213,599,079.68		71,224.84
4445	Office of the Surveyor General:	61,391,243.68	47,278,033.21		15,810,787.99
4446	Ministry of Youth & Sports Development:	28,837,547.07	20,235,674.33		8,601,872.74
4320	Ministry of Social Development:	0.00	-		0.00
4410	Ministry for Women Affairs & Child Devt:	17,985,000.00	16,593,429.76		1,391,570.24
4150	Ministry of Education:	114,178,635.78	89,420,773.66		24,757,862.12
4170	Ministry of Health:	227,173,908.92	226,742,723.09		431,185.83
4340	Ministry of Environment:	143,917,534.70	143,867,907.90		49,626.80
	Ministry of Solid Minerals:	0.00	-		0.00
4442	Ministry of Rural Development:	79,433,638.39	70,880,634.14		8,553,004.25
4380	Bureau for Local Govt. & Chieftancy Affairs:	62,846,474.00	48,517,246.97		14,329,227.03
	TOTAL:	<u>9,148,472,434.31</u>	<u>6,982,447,077.47</u>	<u>0.00</u>	<u>2,166,025,356.84</u>

NOTE 13
GOVERNMENT OF TARABA STATE OF NIGERIA
STATEMENT OF OVERHEAD COSTS AS AT 31ST DECEMBER, 2019

HEAD	DETAILS OF EXPENDITURE	ESTIMATES	ACTUAL EXPEND	EXCESS EXP.	SAVINGS
		2019	2019		
		N	N	N	N
4120	Office of the Governor:	7,010,144,000.00	7,005,047,638.56		5,096,361.44
412(1)	Office of the Deputy Governor:	1,870,630,000.00	1,850,332,165.72		20,297,834.28
412(5)	MDG's Project Support Unit:	20,000,000.00	19,110,000.00		890,000.00
4430	Bureau for Public Procurement:	147,903,265.00	132,761,440.08		15,141,824.92
412(2)	Office of the Secretary to Government	1,601,000,000.00	1,600,644,144.65		355,855.35
412(3)	Department of Political & Cab. Affairs	200,000,000.00	199,157,400.50		842,599.50
412(7)	Yangtu Dev. Area	0.00	0.00		0.00
412(8)	Ndaga Dev. Area	0.00	0.00		0.00
	Ministry of Special Duties:	12,000,000.00	0.00		12,000,000.00
4370	Min. of Co-operatives & Poverty Alleviation:	7,500,000.00	4,028,430.00		3,471,570.00
412(6)	Nepad Taraba Coordination Office:	6,000,000.00	6,000,000.00		0.00
412(9)	Council for Inter-Relious Affairs:	20,000,000.00	18,500,000.00		1,500,000.00
	Council for Prerogative of Mercy:	15,000,000.00	14,000,000.00		1,000,000.00
4350	Taraba State House of Assembly:	2,200,000,000.00	2,199,214,462.06		785,537.94
4420	House of Assembly Service Commission:	40,000,000.00	38,988,758.78		1,011,241.22
4290	Ministry of Information & Re-Orientation :	15,000,000.00	10,700,922.00		4,299,078.00
429(1)	Government Printing Press:	6,000,000.00	5,950,000.00		50,000.00
412(4)	Dept. of Home Affairs & Social Services	603,842,953.00	603,771,271.98		71,681.02
	Ministry of Social Development:	40,000,000.00	39,300,000.00		700,000.00
4130	Office of the Head of Service:	36,000,000.00	34,708,193.00		1,291,807.00
413(1)	Bureau for Estabs & Records Office:	45,000,000.00	44,947,792.91		52,207.09
4448	Manpower Development:	59,405,000.00	57,000,000.00		2,405,000.00
4443	Common Service:	20,000,000.00	4,986,377.00		15,013,623.00
4200	Office of the Auditor-General(State):	116,395,000.00	99,794,376.50		16,600,623.50
4270	Office of the Auditor-General(Local Govts):	6,000,000.00	0.00		6,000,000.00
4210	Civil Service Commission:	24,000,000.00	23,926,102.50		73,897.50
4300	Local Government Service Commission:	7,684,846.00	7,600,250.00		84,596.00
4360	State Independent Electoral Commission:	459,320,212.14	458,646,636.00		673,576.14
4192	Ministry of Housing:	10,000,000.00	9,240,814.00		759,186.00
4140	Ministry of Agriculture and Nat. Resources:	30,000,000.00	16,623,810.50		13,376,189.50
4160	Ministry of Finance:	949,000,000.00	948,707,074.50		292,925.50
	Debt Management Office	6,000,000.00	0.00		6,000,000.00

4260	Office of the Accountant-General:	701,000,000.00	700,999,330.70		669.30
4330	Ministry of Commerce and Industries:	32,830,000.00	31,722,071.00		1,107,929.00
4447	Ministry of Science and Technology:	15,000,000.00	14,984,597.87		15,402.13
4190	Ministry of Works & Transport:	12,000,000.00	11,900,000.00		100,000.00
	Ministry of Power:	0.00	0.00		0.00
4441	Ministry of Culture & Tourism:	6,540,000.00	6,491,818.70		48,181.30
4390	State Planning Commission:	26,046,640.00	22,561,618.02		3,485,021.98
4440	Taraba State Fiscal Resp. Commission:	147,047,155.00	142,073,403.11		4,973,751.89
4310	Ministry of Water Resources:	40,000,000.00	38,048,871.00		1,951,129.00
4444	Ministry of Urban & Town Development:	30,108,000.00	30,101,280.60		6,719.40
4400	Bureau for Land & Survey:	13,500,000.00	9,965,188.49		3,534,811.51
4445	Office of the Surveyor General:	13,000,000.00	12,997,159.00		2,841.00
4220	High Court of Justice / Area Courts:	327,112,068.69	325,271,747.00		1,840,321.69
422(1)	Sharia Court of Appeal:	50,000,000.00	49,531,346.75		468,653.25
422(2)	Customary Court of Appeal:	50,000,000.00	47,976,880.00		2,023,120.00
4230	Judicial Service Commission:	10,400,000.00	10,399,260.00		740.00
4180	Ministry of Justice:	382,141,915.20	381,520,170.86		621,744.34
4446	Ministry of Youth & Sports Development:	15,000,000.00	14,026,182.00		973,818.00
4320	Ministry of Social Development:	0.00	0.00		0.00
4410	Ministry for Women Affairs & Child Devt:	40,000,000.00	38,500,326.00		1,499,674.00
4150	Ministry of Education:	30,000,000.00	29,972,564.34		27,435.66
4170	Ministry of Health:	62,348,000.00	61,574,116.99		773,883.01
4340	Ministry of Environment.:	50,000,000.00	49,917,444.69		82,555.31
	Ministry of Solid Minerals:	0.00	0.00		0.00
4442	Ministry of Rural Development:	16,850,000.00	15,699,929.82		1,150,070.18
4380	Bureau for Local Govt. & Chieftancy Affairs:	10,000,000.00	0.00		10,000,000.00
	TOTAL:-	17,664,749,055.03	17,499,923,368.18	0.00	164,825,686.85

NOTE 14

	CURRENT YEAR	2018
Salaries & Allowances:		
Staff Pen Board	4,403,298,246.66	5,797,959,817.90
Public Debt Charges	91,254,128.00	178,500,000.00
Pension & Gratuity	4,406,158,122.55	4,716,305,945.12
	3,149,921,718.23	36,161,564.86
Total:	<u>12,050,632,215.44</u>	<u>10,728,927,327.88</u>

NOTE 15
GOVERNMENT OF TARABA STATE OF NIGERIA

STATEMENT OF SUBVENTION TO PARASTATALS AS AT 31ST DECEMBER, 2019

HEAD	DETAILS OF EXPENDITURE	ESTIMATES	ACTUAL EXPEND	EXCESS EXP.	SAVINGS
		2019	2019		
		N	N	N	N
428(4)	BOUNDARY COMMISSION	12,604,578.79	12,597,991.91		6,586.88
428(35)	STATE EMERGENCY MANAGEMENT AGENCY:	24,000,000.00	23,999,200.00		800.00
430(1)	LOCAL GOVERNMENT STAFF PENSION BOARD:	22,050,378.89	18,880,705.50		3,169,673.39
428(28)	TARABA STATE AIDS CONTROL AGENCY	11,475,455.32	6,564,706.92		4,910,748.40
428(19)	TARABA STATE PENSION BOARD	6,000,000.00	5,205,807.03		794,192.97
428(11)	MUSLIM PILGRIMS WELFARE BOARD	455,209,024.00	361,506,554.29		93,702,469.71
428(12)	CHRISTIAN PILGRIMS WELFARE BOARD	449,297,411.89	267,714,296.80		181,583,115.09
428(13)	TARABA TELEVISION CORPORATION	214,459,087.88	188,996,310.47		25,462,777.41
428(9)	TARABA STATE BROADCASTING SERVICE	238,394,775.24	230,979,763.52		7,415,011.72
428(1)	COLLEGE OF AGRICULTURE, JALINGO	1,186,443,405.00	1,180,823,898.93		5,619,506.07
428(16)	TARABA AGRIC.DEV. PROGRAMME	310,887,201.00	242,618,375.93		68,268,825.07
428(27)	TARABA AGRIC. PRODUCE AND MARKT. AGENCY	0.00	0.00		0.00
428(18)	TRACTOR HIRING UNIT	1,319,290,937.72	947,735,614.33		371,555,323.39
	FADAMA III PROJECT SUPPORT UNIT	262,627,601.00			262,627,601.00
	IFAD - VCD PROJECT SUPPORT UNIT	0.00			0.00
428(7)	BOARD OF INTERNAL REVENUE	794,765,261.99	508,756,808.02		286,008,453.97
	COMMUNITY AND SOCIAL DEVELOPMENT PROJ.	6,000,000.00			6,000,000.00
428(21)	AGENCY FOR SMALL & MEDIUM SCALE ENTPRS:	6,000,000.00	0.00		6,000,000.00
428(24)	TARABA STATE TRANSPORT CORPORATION:	62,822,504.42	54,348,989.16		8,473,515.26
428(29)	TARABA RURAL ELECTRIFICATION AGENCY:-	82,497,869.86	64,818,343.82		17,679,526.04
428(26)	TARABA ROAD CONSTRUCTION & MAINT. AGENCY:	323,657,840.22	255,191,887.50		68,465,952.72
428(31)	TARABA STATE MOTOR CYC. MONI. AGENCY:	6,000,000.00	0.00		6,000,000.00
428(37)	TARABA STATE ASPHALT & CRUSHING PLANT:	845,556,370.22	722,293,897.95		123,262,472.27
428(30)	TARABA STATE ARTS COUNCIL:	72,962,448.62	49,966,245.80		22,996,202.82
428(33)	TARABA STATE TOURISM DEV. BOARD:	6,540,000.00	6,000,000.00		540,000.00
428(15)	TARABA STATE URBAN WATER SUPPLY AGENCY:	599,508,303.32	545,538,201.54		53,970,101.78
428(20)	TARABA STATE RURAL WATER SUPPLY AGENCY:	56,680,554.44	55,704,209.64		976,344.80
428(40)	STATE UNIVERSAL BASIC EDUCATION BOARD:	580,777,685.35	436,315,048.00		144,462,637.35
428(6)	TARABA STATE LIBRARY BOARD:	85,801,943.29	73,746,225.36		12,055,717.93
428(3)	AGENCY FOR MASS EDUCATION:	125,510,401.05	88,389,283.97		37,121,117.08
428(14)	TARABA STATE POLYTECHNIC, SUNTAI:	756,700,000.00	520,760,267.48		235,939,732.52
428(2)	COLLEGE OF EDUCATION, ZING:	2,101,640,895.64	1,918,144,436.31		183,496,459.33

428(32)	TARABA STATE UNIVERSITY, JALINGO:	3,371,333,369.14	2,842,113,471.04		529,219,898.10
428(5)	POST-PRIMARY SCHOOL MANAGEMENT BOARD:	5,135,278,960.86	5,134,278,960.86		1,000,000.00
428(23)	TARABA STATE SCHOLARSHIP BOARD:	6,000,000.00	0.00		6,000,000.00
428(8)	HEALTH SERVICE MANAGEMENT BOARD	3,106,533,555.14	2,389,474,054.66		717,059,500.48
428(17)	TARABA STATE ESSENTIAL DRUGS PROG.:	75,784,037.21	34,234,532.67		41,549,504.54
428(25)	SPECIALIST HOSPITAL, JALINGO:	1,576,174,292.90	1,570,750,085.45		5,424,207.45
	COLLEGE OF NURSING	1,569,145,152.04	214,823,505.49		1,354,321,646.55
428(39)	PRIMARY HEALTH DEVELOPMENT AGENCY:	75,067,534.39	74,367,413.97		700,120.42
428(22)	TARABA STATE ENVI. PROT. AGENCY	31,351,303.02	27,011,736.45		4,339,566.57
428(10)	TARABA STATE SPORT COUNCIL	32,635,754.31	21,981,270.58		10,654,483.73
428(36)	TARABA RURAL ACCESS & MOBILITY PROJECT:	0.00	70,520,000.00	70,520,000.00	
	Total:-	26,005,465,894.16	21,167,152,101.35	70,520,000.00	4,908,833,792.81

NOTE 16

**GRANTS RECEIVED BY TAABA STATE
GOVERNMENT FOR YEAR 2019**

S/NO.	PROJECT/AGENCY	SOURCE OF FUNDS	PURPOSE	YEAR OBTAINED	NATURE OF FUND	AMOUNT	AMOUNT RECEIVED	AMOUNT EXPENDED
1	Primary Health Care Development Agency	UNICEF	Health Care Service for Maternal and Child i.e Immunization	2019	Grant	111,114,385.00	111,114,385.00	111,114,385.00
2	Ministry of Education	UNICEF	School Census	2019	Grant	14,142,650.00	14,142,650.00	14,142,650.00
3	Taraba State Water Supply and Sanitation Agency	UNICEF	Hygiene Promotion, provision of boreholes and Water Safety Plan	2019	Grant	17,773,720.00	17,773,720.00	17,773,720.00
4	Universal Basic Education Board	World Bank through UBEC	a. To bring back out-of-school children; b. Increase equitable access for out-of-school children; c. Improving literacy in focus States; and d. Strengthening accountability for results in basic education in Nigeria.	2019	Grant	970,898,254.30	970,898,254.30	970,898,254.30
	TOTAL:		Total:-		-	1,113,929,009.30	1,113,929,009.30	1,113,929,009.30

NOTE 17 : AGRICULTURE AND NATURAL RESOURCES

<u>S/No.</u>	<u>Project Description/ Location</u>	<u>Amount Expended</u>
1	Establishment of Green House Project in Jalingo	28,154,270.96
2	Purchase of Improve Pawpaw Seeds Jalingo	1,846,958.06
3	Procurement of 100 Units of Power Tiller Jalingo	98,551,348.35
4	Procurement of NPK/Urea Fertilizer Jalingo	106,482,843.03
5	Procurement of Improve Faro 44 Rice Seed and Sesame Seeds Jalingo	191,771,800.53
6	Consultancy Fee on Construction of Ultra Moderd Abattoir in Jalingo	5,571,517.53
7	National Agricultural Show in Abuja	3,900,062.27
8	Livestock Productivity Jalingo	17,048,843.64
9	Farming Activities/Operational Expenses Jalingo	14,875,951.81
10	Livestock/Fishery Marshal Jalingo	<u>267,432,841.44</u>
	TOTAL:	<u>735,636,437.62</u>

NOTE 18: RURAL AND COMMUNITY DEVELOPMENT

<u>S/No.</u>	<u>Project Description/ Location</u>	<u>Amount Expended</u>
1	Extension of Electricity to Mutum-Biyu Town	252,087,497.24
2	Purchase of 20 Transformers at Ministry Headquarters	56,829,478.81
	TOTAL:	<u>308,916,976.04</u>

NOTE 19: WORKS, HOUSING AND TRANSPORT

<u>S/No.</u>	<u>Project Description/ Location</u>	<u>Amount Expended</u>
1	Construction of Bali-Serti-Gembu Road (PW NIG. LTD)	55,715,175.30
2	Construction of Mararraban Pantisawa Road (MESS WESANY INT.)	55,715,175.30
3	Construction of Wukari-Tsokundi Road (M/S WIZ CHINA WORLWIDE ENG.)	55,715,175.30
4	Construction of Wukari-Tsokundi Road (M/S WIZ CHINA WORLWIDE ENG.)	278,575,876.50
5	Construction of Bali-Serti-Gembu Road (PW NIG. LTD)	167,145,525.90
6	Construction of Mararraban Pantisawa Road (MESS WESANY INT.)	278,575,876.50
7	Construction of Mararraban Baissa - Abong Road (M/S CHINA ZHONGHAO NIG. LTD)	521,473,279.81
8	Construction of Mararraban Baissa Road (M/S CCECC NIG. LTD.)	448,092,753.54
9	Construction of Mararraban Baissa - Abong Road (M/S CGC NIG. LTD.)	580,208,278.04
10	Construction of Wukari - Chanchanji - Takum Road (M/S SCC NIG. LTD)	557,151,753.00
11	Construction of Jalingo - Kona Road (M/S MOULD NIG. LTD.)	55,715,175.30
12	Construction of Wukari-Tsokundi Road (M/S WIZ CHINA WORLWIDE ENG.)	55,715,175.30
13	Refund of Money for Furniture Ministry of Housing Jalingo	6,128,669.28
14	Payment of Purchased House by Senator Ikenya	16,714,552.59
15	Fencing Rifkatu Danjuma Memorial Hospital	5,666,297.96
16	Wukari Jibu Outside Post Police Station	8,357,276.29
17	Installation of NiMet Equipment at Danbaba Suntai Airport Jalingo	23,265.90
18	Fencing of Danbaba Suntai Airport Jalingo	4,339,202.04
19	Security Allowances at Danbaba Suntai Airport, Jalingo	5,469,001.61
20	Reconstructing Electric Pole and 1 Transformer at Danbaba Suntai Airport	13,647,101.01
21	Supervision of Gembu Road Project	16,720,327.55

22	Supervision of Mararraban Pantisawa Road	7,638,753.98
23	Digging OF Boreholes at Danbaba Airport	7,171,910.89
24	NCAA Staff, Repair of Broken Down Fire Truck at Danbaba Airport	1,671,455.26
25	Purchase of Workshop Tools by Director Mechanic	2,280,979.28
26	Flag-off Wukari-Tsokundi Road	<u>713,746.19</u>
	TOTAL:	<u>3,207,041,759.61</u>

NOTE 20: FINANCE & POVERTY ALLEVIATION

<u>S/No.</u>	<u>Project Description/ Location</u>	<u>Amount Expended</u>
1	Purchase of 3 Fairly Used Vehicles (Toyota Hilux)	12,535,914.44
2	Taraba State Investment Operations Support	11,143,035.06
3	Purchase of 1 Fairly Used Vehicles (Toyota Hilux)	5,571,517.53
4	Taraba State Investment Mambila Beverages	6,499,732.35
5	Taraba State Investment Soil-Less System	5,014,365.78
6	Taraba State Investment Operational Support	5,543,659.94
7	Taraba State Investment Capital Injection	8,357,276.29
8	Taraba State Investment Operations Support	11,143,035.06
9	Taraba State Investment Staff Salary	2,618,613.24
10	Taraba State Investment Capital Injection	167,145,525.90
11	Purchase of Vehicle (Westwood)	14,123,796.94
12	Taraba State Investment Taraba Vegetable	21,171,766.61
13	Taraba State Investment Official Trip	1,114,303.51
14	Purchase of Vehicle (Kefiano Global Motors)	27,300,435.90
15	Taraba State Investment Operations Support	11,143,035.06
16	Purchase of Vehicle (Kefiano Global Motors)	946,809.77
17	Taraba State Investment Sales Development of Three Product, Highland Tea, Highland Green and Tom Oil	-
18	Taraba State Investment Changed of Directors	2,785,758.76
	TOTAL:	

325,301,617.20

NOTE 21: INFORMATION

<u>S/No.</u>	<u>Project Description/ Location</u>	<u>Amount Expended</u>
1	Printing of Calender and Diaries Ministry of Information	891,442.80
2	Printing of Calender and Diaries Ministry of Information	9,252,744.52
3	Logistics Support to Covered 2019 General Election (TTV/TSBS)	11,433,241.48
4	Purchase of Media Equipment for Election (TSBS)	2,785,758.76
5	Funds to meet Urgent Needs for Governatorial Election (TTV/TSBS)	5,026,376.30
6	Calenders and Diaries Ministry of Information	<u>4,735,789.90</u>
	TOTAL:	34,125,353.77

NOTE 22: EDUCATION

<u>S/No.</u>	<u>Project Description/ Location</u>	<u>Amount Expended</u>
1	WAEC	4,240,119.84
2	Feeding of Exchange Students	41,098,000.00
3	Transportation of Exchange Students	27,200,605.00
4	NTS State Polytechnic Suntai	50,000,000.00
5	Tharmar Ltd./African Dev. Preliminary Study Takum	92,524,584.18
6	GSS Zing Survey	250,718.29
7	Construction and Rehabilitation of Universal Basic Education across the State	540,937,664.37
	TOTAL:	<u>662,889,011.92</u>

NOTE 23: HEALTH

<u>S/No.</u>	<u>Project Description/ Location</u>	<u>Amount Expended</u>
1	Supply of Beds and Bedding General Hospital Wukari	27,857,587.65
2	Renovation of General Hospital Gembu	27,857,587.65
3	Renovation of General Hospital Bambur	27,857,587.65
4	Renovation of General Hospital Bambur	33,429,105.18
5	Renovation of General Hospital Gembu	33,429,105.18
6	General Hospital Bambur Construction (MRI)	16,477,763.09
7	General Hospital Wukari Construction (MRI)	20,808,344.53
8	General Hospital Takum Construction of Magnetic Resonance Imaging	26,487,192.80
9	General Hospital Gembu Construction of Magnetic Resonance Imaging	19,500,311.35
10	Purchasing of Magnetic Resonance Imaging (MRI)	278,575,876.50
11	Electrification of General Hospital Warwar Direct I Labour	6,513,103.99
12	Additional Supply of Medical Equipment at General Hospital Wukari	11,143,035.06
13	Treatment of Dr. Ishaku Mohammed as Medical Assistance.	5,571,517.53
14	Flag off Campaign on LLINS	4,457,214.02
15	Outstanding Balance of Magnetic Resonance Imaging Machine Building in General Hospital Takum	5,582,921.12
16	Supply of Drugs and Hospital Consumables Waritoma.	5,571,517.53
17	Procurement of Medical Equipment/Consumables	4,094,926.10
18	Balance of Wiring General Hospital Warwar	1,949,933.59
19	Map-up Vaccination in the State	13,483,072.42
20	Snake Bite Victims Treatment in the State	47,859,335.58
21	Supply of Drugs and Consumables	38,471,328.54
22	Supply of Drugs and Consumables to Referral Hospital in the State	32,314,801.67
23	Procurement of Drugs and Hospital Consumables to IDP Campaign in the State	35,607,847.51
24	Map-up Vaccination of Polio in the State	40,672,077.97
25	Supply of Anti Snake Bite in Various Hospital in the State	40,003,495.87
26	Procurement of Drugs and Hospital Consumables	29,863,333.96
27	Leprosy Control and Tuberculosis in the State	34,961,272.50
	TOTAL:	<u>870,401,196.56</u>

NOTE 24: SOCIAL DEVELOPMENT

<u>S/No.</u>	<u>Project Description/ Location</u>	<u>Amount Expended</u>
1	Construction of Military Post, Drilling of Borehole and Fencing of Military Post at Makko, Lau LGA	24,243,693.46
2	Renovation of Burnt Down Police Station at Zing	13,560,815.40
3	Purchase of 3 Fairly Used Hilux to Re-inforce Security Patrol	12,201,623.39
4	Security Air Drove for Surveillance During His Excellency's Inauguration	668,582.10
5	Repair of Area Command Wukari Armoured Personnel Carrier, Refurbishing of 7 MESA Vehicles.	17,356,260.48
6	Purchase of Fairly used Prado Jeep for the State Commissioner of Police for Official Use.	6,964,396.91
7	Reimbursement of Government House Security Services	6,593,561.16
8	Procurement of Foam Chemical Compound for Fire Service/Servicing and Refilling of Assorted Fire Extinguishers , Installation and Purchase of Fire Alarm and Fire Hydrant of Government Offices	46,836,962.12
9	Procurement of Camp Beds and Working Materials for Vigilante Group, Taraba Marshall Security Guards Ltd and Civil Defence.	17,104,558.82
10	Procurement of Jungle Boots and Berrets for Taraba Marshall Security/Repair of their Patrol Vehicle.	14,040,224.18
11	Purchased of Land for Vegetable and Fish Market after Mayo-Gwoi Bridge Jalingo	11,533,041.29
12	Supplied of Police Operational Body Armour Jalingo	1,950,031.14
13	Renovation of Jolly Nyame Stadium and NYSC Orientation Camp	17,188,131.58
14	NYSC Allowances	18,475,152.13
15	Repair of Vehicles	1,126,978.71
	TOTAL:	209,844,012.86

NOTE 25: ENVIRONMENTAL & FORESTRY

<u>S/No.</u>	<u>Project Description/ Location</u>	<u>Amount Expended</u>
1	Purchase of Chemicals for Vector Control Services for Jalingo Local Government and its Environment for year 2019	4,156,909.23
2	Public Environmental Awareness and Education on Climate Change in 16 Local Government Areas including Ngada and Yangtu Special Development Areas	1,471,112.05
3	Monitoring and Protection of Taraba State Forest and Game Reserve in 16 Local Government Areas including Ngada and Yangtu Special Development Areas.	3,376,339.62
4	Public Environmental Awareness and Data Collection Programme in 16 Local Government Areas including Ngada and Yangtu Special Development Areas.	3,587,728.67
	TOTAL:	12,592,089.57

NOTE 26: WATER RESOURCES

<u>S/No.</u>	<u>Project Description/ Location</u>	<u>Amount Expended</u>
1	Spring Water Development Project Sah-kaka, Sardauna LGA	9,956,797.69
2	Construction of 2 Solar Powered Boreholes at Taraba State University	18,700,000.00
3	Construction of Additional Boreholes at Hostels Taraba State University	9,389,600.00
4	Provision of 10 Hand Pump Boreholes & 86 VLOM Tools Kits in Karim-Lamido	30,000,000.00
5	Completion of JICA Supported Hand Pump Boreholes in Kurmi, Lau, Gashaka & Ngada Development Area.	35,000,000.00
6	Emergency Procurement of Assorted Water Treatment Chemicals for Jalingo, Ibi, Wukari and Gembu.	20,000,000.00
7	Assessment of Existing Water Supply Facilities and Proposal for New Water Supply Facilities in Donga, Bali and Zing.	6,150,200.00
8	Engagement of Consultant for the review of Taraba State Rural Water Supply Sanitation Agency Law.	<u>7,607,500.00</u>
TOTAL:		<u>80,629,993.25</u>

NOTE 27: LAND & URBAN DEVELOPMENT

<u>S/No.</u>	<u>Project Description/ Location</u>	<u>Amount Expended</u>
1	Production and Processing of Express Grand and Demarcation of sSite earmarked for Construction of UBEC and SUBEB Model School in Gembu/Takum.	7,718,501.81
2	Reassessment of College of Education Zing	1,172,247.29
3	Compensation of Site for General Hospital/Extension of College of Health Technology, Takum.	5,887,163.50
4	Compensation for Propose New Government House Kona	39,504,215.73
5	Compensation of Road at TSBS Anguwan Kassa, Jalingo	2,941,602.47
6	Scouting of Suitable Quarry Site Ground for the Mambila Hydro Eletric Project.	844,642.06
7	Compensation of Site Acquired for the Construction of Office for Dominion and Integrated Farms at Gassol.	2,585,206.42
8	Compensation for site Acquired for Construction of Wukari/Tsokundi Road.	6,728,810.87
9	Compensation for Site Acquired for Construction of Mararraba/Abong/Baissa Road	10,302,610.36
10	Assessment of Industrial Layout Extension at Tashan Nyamu along Jalingo/Sunkani Road.	1,510,995.55

11	Compensation of Site Acquired for Construction of Federal Road Safety Commission Headquarters.	9,471,579.80
12	Development of Taraba State Master Plan 2017 - 2025	15,043,097.33
13	Production of Progress Report in Picture	5,181,511.30
14	Production of Rescue Agenda Green Book 2	5,014,365.78
15	Printing on Taraba State Website	3,900,062.27
16	Printing of Taraba State Rescue Master Plan 2017-2025	3,869,976.08
17	Repair of Toyota Hilux	271,693.94
	TOTAL:	<u>121,948,282.55</u>

NOTE 28: GOVERNANCE

<u>S/No.</u>	<u>Project Description/ Location</u>	<u>Amount Expended</u>
1	Renovation and Furnishing of State Liaison Office	55,715,175.30
2	Purchase of Fixed Assets	55,715,175.30
3	Implimentation of UNICEF assisted Projects	64,718,747.63
4	Capital Subvention to Yangtu Dev. Area	67,415,362.11
5	Capital Subvention to Ngada Dev. Area	67,415,362.11
6	Purchase of Intangible Assets/Materials	111,430,350.60
7	Payment of Rent to BAISE NGA Ventures Ltd.	5,850,093.41
8	Renovation of Police Station Zing	8,357,276.29
9	Rent Payment to (VICBALKON Ltd.)	5,571,517.53
10	Repairs & Upgrade of the Nig. Police Takum	2,507,182.89
11	Renovation of Police Station Takum	17,104,558.82
12	Renovation of Police Station Kurmi	8,357,276.29
13	Rice Payment to NWOKYO Farms Ltd	21,728,918.37
14	Rice Payment to NWOKYO Farms Ltd	13,928,793.82
15	Rice Payment to NWOKYO Farms Ltd	5,770,941.40
	TOTAL:	<u>511,586,731.88</u>

NOTE 29: LEGISLATURE

<u>S/No.</u>	<u>Project Description/ Location</u>	<u>Amount Expended</u>
	Construction of Gate and Road from the Gate to the House of Assembly.	<u>55,715,175.30</u>
	TOTAL:	55,715,175.30

**TARABA STATE INTERNALLY GENERATED
REVENUE (IGR) JANUARY - DECEMBER, 2019**

SUPPLEMENTARY NOTE 1

S/N	Ministries/ Department and Agencies	Approved Est. for 2019	IGR Performance January - December, 2019	Revenue
		₦	₦	%
1	Board of Internal Revenue	3,618,561,926.21	3,571,894,826.79	98.71
2	Bureau for Land & Survey	29,050,000.00	13,812,698.66	47.55
3	Min. of Agriculture	68,453,900.00	41,029,200.00	59.94
4	Ministry of Education	-	6204961.56	-
5	Ministry of Health	435,600.00	125,000.00	28.70
6	Min. of commerce and Industries	2,200,000.00	1,568,300.00	71.29
7	Min. of social Development	1,607,935.00	3,010,900.00	187.25
8	Min. of Works & Transport	25,952,000.00	12,019,333.77	46.31
9	Min. of Environment	503,100,000.00	279,975,856.18	55.65
10	Ministry of finance and Economic planning	1,000,000.00	1,040,000.00	104.00
11	Min. of women Affairs & Child Development	-	-	0.00
12	Min. of cooperatives & poverty Alleviation	359,551.00	369,800.00	102.85
13	High court of justice	11,847,139.15	6,245,740.00	52.72
14	Sharia court of appeal	30,000.00	5,310,680.00	17702.27
15	Customary Court of appeal	80,658.00	-	0.00
16	Auditor General state	50,000.00	-	0.00
17	Home Affairs & Special Services	1,000,000.00	459,000.00	45.90
18	Office of the Head of Service (Career Mgt)	30,000.00	-	0.00
19	Post Primary School Mgt Board	222,572,000.00	495,145,688.00	222.47
20	Taraba State Sports Council	2,000,000.00	2,326,000.00	116.30
21	College of Education Zing	201,942,342.00	443,485,000.00	219.61
22	College of Agriculture	26,250,000.00	236,715,000.00	901.77
23	State polytechnic Suntai	148,350,000.00	262,114,230.00	176.69
24	Office Of the Head of service (Est. & Record)	388,945.80	23,000.00	5.91
25	Civil Service Commission	25,000.00	-	0.00
26	Local Govt. Service Commission	242,000.00	-	0.00
27	Health Service Management Board	10,718,659.20	2,400,381.00	22.39
28	Taraba State Broadcasting Service (TSBS)	4,500,000.00	5,282,800.00	117.40

NOTE 30

NATIONAL HOUSING FUND JANUARY - DECEMBER, 2019

S/N	MONTH	CENTRAL ACCOUNT (REMITTANCE IN RESPECT OF BOARDS AND PARASTATALS)	SUB-TREASURY (REMITTANCE IN RESPECT OF STAFF OF MINISTRIES AND DEPTs)	SUB TOTAL	
	OPENING BALANCE				650,570,298.56
1.	January	7,267,606.31	3,026,161.88	10,293,768.19	
2.	February	7,264,932.19	3,027,470.21	10,292,402.40	
3.	March	7,412,621.13	3,072,503.26	10,485,124.39	
4.	April	7,423,929.08	3,048,054.19	10,471,983.27	
5.	May	7,368,809.40	3,078,416.48	10,447,225.88	
6.	June	7,380,052.29	3,061,400.24	10,441,452.53	
7.	July	7,417,451.94	3,030,438.58	10,447,890.52	
8.	August	7,450,630.75	3,033,187.83	10,483,818.58	
9.	September	7,404,857.41	3,033,123.28	10,437,980.69	
10.	October	7,473,522.59	3,064,924.28	10,538,446.87	
11.	November	7,443,504.59	3,063,046.18	10,506,610.77	
12.	December	7,474,396.36	3,070,233.18	10,544,629.54	
		88,782,373.04	36,608,960.59	125,391,333.63	125,391,333.63
	<u>GRAND TOTAL</u>				775,961,632.19

NOTE 31

ANALYSIS OF PENSION AND GRATUITY

GRATUITY	10,986,395,845.22
TERMINAL PENSION	2,499,823,348.23
ARREARS OF MONTHLY PENSION	678,050,626.35
TOTAL	14,164,269,819.80

NOTE 32

TARABA STATE GOVERNMENT
DETAILS OF FAAC ALLOCATION 2019

MONTH	STATUTORY ALLOCATION	TOTAL DEDUCTIONS	A	B	C	D	E	F	G	H	TOTAL RECEIPTS
			NET FAAC	VAT	EXCHANGE GAIN DIFF.	EXCESS BANK CHARGES	FOREX EQUALI. ACCT.	ADDITIONAL NNPC FUND	GOODS AND VALUABLES	SHARE OF SOLID MINERAL	
Jan, 2019	3,288,134,284.15	-424,086,093.60	2,864,048,190.55	926,790,883.10	5,929,771.08						932,720,654.18
Feb, 2019	2,999,281,876.92	-424,086,093.60	2,575,195,783.32	952,816,425.97	3,949,265.21	55,133,769.36	295,256,759.25	-		-	1,307,156,219.79
Mar-19	2,847,987,359.60	-417,466,797.72	2,430,520,561.88	875,794,398.99	5,113,599.91	27,262,963.83	260,867,723.84	-		-	1,169,038,686.57
Apr, 2019	2,685,029,967.64	-417,466,797.72	2,267,563,169.92	837,537,508.18	3,901,845.09	-	77,271,316.02	59,051,351.85	324,782,435.16	-	1,302,544,456.30
May,2019	3,087,812,552.16	-417,466,797.72	2,670,345,754.44	886,751,754.12	4,748,558.64	-	-	-		-	891,500,312.76
Jun-19	3,456,109,043.65	-417,466,797.72	3,038,642,245.93	978,967,146.53	6,964,934.93	-	-				985,932,081.46
JUL, 2019	3,779,059,540.15	-417,466,797.72	3,361,592,742.43	989,931,932.57	6,258,695.70	-	-				996,190,628.27
AUG. 2019	3,681,940,573.01	-417,466,797.72	3,264,473,775.29	876,456,912.73	6,101,046.30	118,102,703.70	-				1,000,660,662.73
Sept.2019	3,707,025,065.75	-648,342,929.11	3,058,682,136.64	843,724,395.72	6,210,732.22	11,911,501.33					861,846,629.27
Oct.2019	3,607,443,333.68	-575,668,338.77	3,031,774,994.91	853,672,740.22	5,692,112.34	-	-				859,364,852.56
Nov.2019	3,557,682,938.86	-575,668,338.77	2,982,014,600.09	964,302,455.13	6,702,107.85			-		53,400,688.38	1,024,405,251.36
Dec.2019	2,966,547,724.90	-575,668,338.77	2,390,879,386.13	841,994,944.63	4,714,237.07		312,972,164.80		88,577,027.77		1,248,258,374.27
TOTAL	39,664,054,260.47	-5,728,320,918.94	33,935,733,341.53	10,828,741,497.89	66,286,906.34	212,410,938.22	946,367,963.91	59,051,351.85	413,359,462.93	53,400,688.38	46,515,352,151.05

TARABA STATE GOVERNMENT

SUMMARY OF FAAC ALLOCATION 2019

		A	B	C	D	E	F	G	H	
GROSS FAAC ALLOCATION (2019)	TOTAL DEDUCTIONS	NET FAAC ALLOCATION	VAT	EXCHANGE GAIN DIFF.	EXCESS BANK CHARGES	FOREX EQUALI. ACCT.	ADDITIONAL NNPC FUND	GOODS AND VALUABLES	SHARE OF SOLID MINERAL	TOTAL RECEIPTS (2019)
39,664,054,260.47	(5,728,320,918.94)	33,935,733,341.53	10,828,741,497.89	66,286,906.34	212,410,938.22	946,367,963.91	59,051,351.85	413,359,462.93	53,400,688.38	46,515,352,151.05