


2018



REPORT OF THE ACCOUNTANT-GENERAL YOBE STATE

WITH FINANCIAL STATEMENTS FOR THE
YEAR ENDED DECEMBER, 2018



REPORT OF THE
ACCOUNTANT-GENERAL


YOBE STATE

WITH FINANCIAL STATEMENTS FOR THE YEAR ENDED 31ST DECEMBER, 2018



2018

Table of Contents

1.	Profile	ii - ix
2.	Financial Highlights for the Year 2017	1
3.	Responsibility of Financial Statement	6
4.	General Purpose of Financial Statement	7
5.	Statement No. 1 - Cash Flow Statement	8 - 9
6.	Statement No. 2 - Assets and Liabilities	10 - 11
7.	Statement No. 3 - Consolidated Revenue Fund	12 - 13
8.	Statement No. 4 - Capital Development Fund	14
9.	Notes to the Financial Statements	15 - 66
10.	Reference Notes	67 - 73
11.	Statement of Total Government Expenditure by Main Function	74
12.	Report on Functional Segment	75- 77
13.	Report on Revenue Performance	78 - 83
14.	Report on Recurrent Expenditure Performance	84 - 87
15.	Report on Capital Expenditure Performance	88 - 90



His Excellency,
Alh. Ibrahim Gaidam FCNA, FCPA
Executive Governor,
Yobe State



His Excellency,
Engr. Abubakar D. Aliyu MNSE
Deputy Governor,
Yobe State



Baba Mallam Wali mni
Secretary to the State Government,
Yobe State



Saleh Abubakar

**Head of Civil Service,
Yobe State**



Muhammad Ismail Nguru
Hon. Commissioner,
Ministry of Finance & Economic Development,
Yobe State



Mohammed Abatcha Geidam FCNA, mni
Permanent Secretary,
Ministry of Finance & Economic Development,
Yobe State



Usman M. Bura FCNA
Accountant General
Yobe State



Yusuf Aji Amshi FCNA
Director, Treasury Operations,
Yobe State



Fushuwa Goroma Jajere FCNA
Director, Final Account,
Yobe State

FINANCIAL HIGHLIGHT FOR THE YEAR 2018

The Yobe State Government budgeted a total expenditure of ₦92,182,336,000 for the year 2018. This made up of Recurrent Expenditure of ₦48,253,805,000 and Capital expenditure of ₦43,928,531,000. The expenditure is expected to be financed by Recurrent Revenue of ₦56,793,776,180 and Capital Receipts of ₦26,388,559,820.

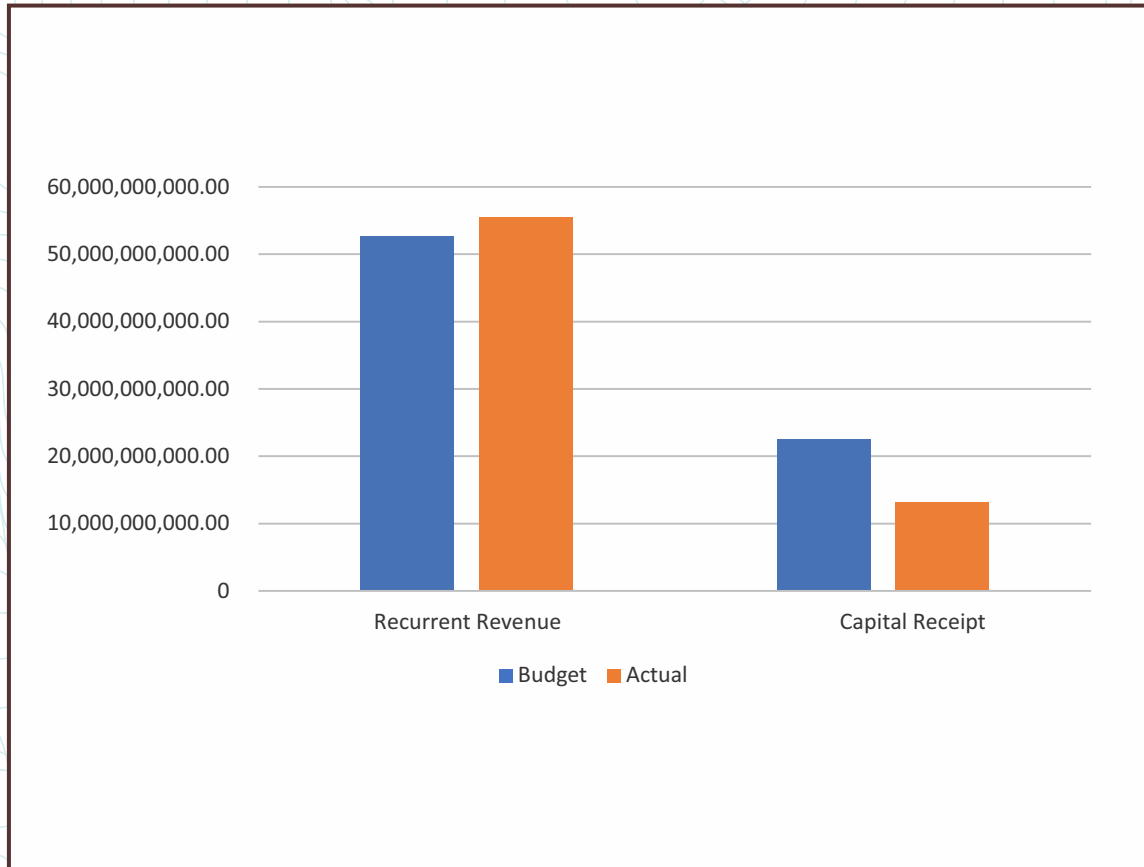
During the year under review, the State Government's actual Recurrent Revenue was ₦58,745,363,774 while actual Capital Receipts was ₦16,131,261,412 representing 78% and 22% performance respectively.

Actual Recurrent Expenditure during the year was ₦42,739,210,217 while actual Capital Expenditure was ₦26,698,790,005 representing 62% and 38% performance respectively.

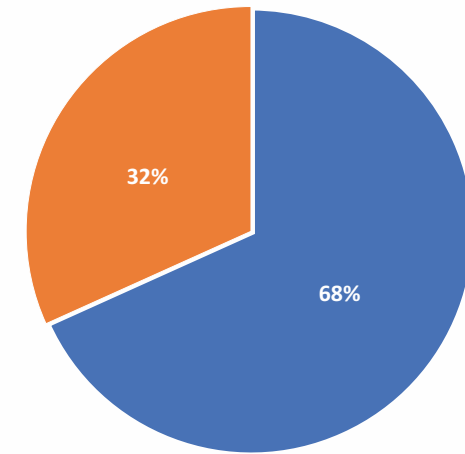
Details contained in figure on the page 2:

FINANCIAL HIGHLIGHTS FOR THE YEAR 2018				
S/No	DESCRIPTIONS	ACTUAL 2018	FINAL BUDGET 2018	ACTUAL 2017
		N	N	N
	RECURRENT REVENUE			
1	STATUTORY ALLOCATION	43,897,467,998.87	36,871,660,000.00	30,528,612,840.14
2	EXCESS CRUDE OIL	291,154,326.71	4,201,000,000.00	1,445,351,881.01
3	VALUE ADDED TAX	10,181,532,747.49	8,583,727,000.00	9,104,066,428.94
4	ECOLOGICAL FUND	-	2,000,000,000	-
5	STABILIZATION FUND	-	150,000,000	-
6	INTERNAL REVENUE IGR	4,375,208,701.12	4,987,389,180.00	3,598,131,936.59
	SUB TOTAL	58,745,363,774.19	56,793,776,180.00	44,676,163,086.68
	CAPITAL RECIEPTS			
1	GRANTS	624,500,000.00	4,287,000,000.00	-
2	DEBT RELIEF	15,506,761,412.44	15,506,761,412.44	10,826,206,233.18
3	MISCELLANEOUS	-	4,010,000,000.00	-
4	INTERNAL LOANS (BSF)	-	2,094,798,407.56	8,255,000,000.00
5	EXTERNAL LOANS	-	490,000,000.00	-
	SUB TOTAL	16,131,261,412.44	26,388,559,820.00	19,081,206,233.18
	TOTAL RECEIPTS	74,876,625,186.63	83,182,336,000.00	63,757,369,319.86
	RECURRENT EXPENDITURE			
1	PERSONNEL COSTS (Including Salaries on CRF charges - Public Office Holders)	22,047,867,133.85	23,669,133,000.00	20,344,812,200.76
2	OVERHEAD COSTS	11,498,872,904.60	13,351,345,000.00	9,859,707,130.20
3	CONSOLIDATED FUND CHARGES (including Pension & Gratuity)	4,724,260,261	4,960,513,000.00	5,714,987,075
4	SUBVENTIONS TO BOARD and PARASTATALS	2,973,004,106.84	4,800,462,000.00	2,291,749,582.27
5	PUBLIC DEBTS CHARGES	1,495,205,810.14	1,472,352,000.00	1,626,893,416.04
6	OTHER OPERATING ACTIVITIES (Advances)	-	-	61,000,000.00
	TOTAL RECURRENT EXPENDITURE	42,739,210,216.69	48,253,805,000.00	39,899,149,404.49
	CAPITAL EXPENDITURE	26,698,790,005.08	43,928,531,000.00	28,454,358,798.06
	TOTAL EXPENDITURE	69,438,000,221.77	92,182,336,000.00	68,353,508,202.55
1	NET CASH BALANCE	5,438,624,964.86	-9,000,000,000.00	-4,596,138,882.69
2	OPENING BALANCE	8,514,233,079.74	9,000,000,000.00	13,110,371,962.43
3	CLOSING BALANCE	13,952,858,044.60	-	8,514,233,079.74

Analysis on Budget and Actual Revenue

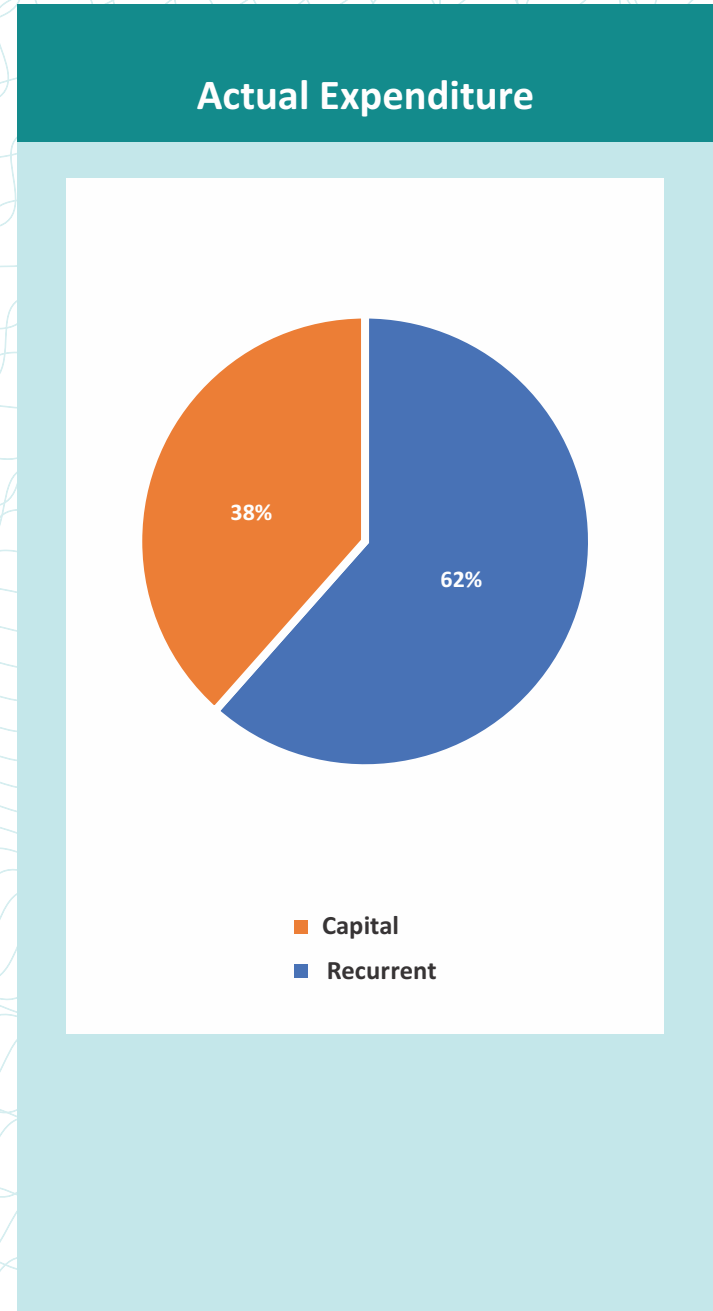
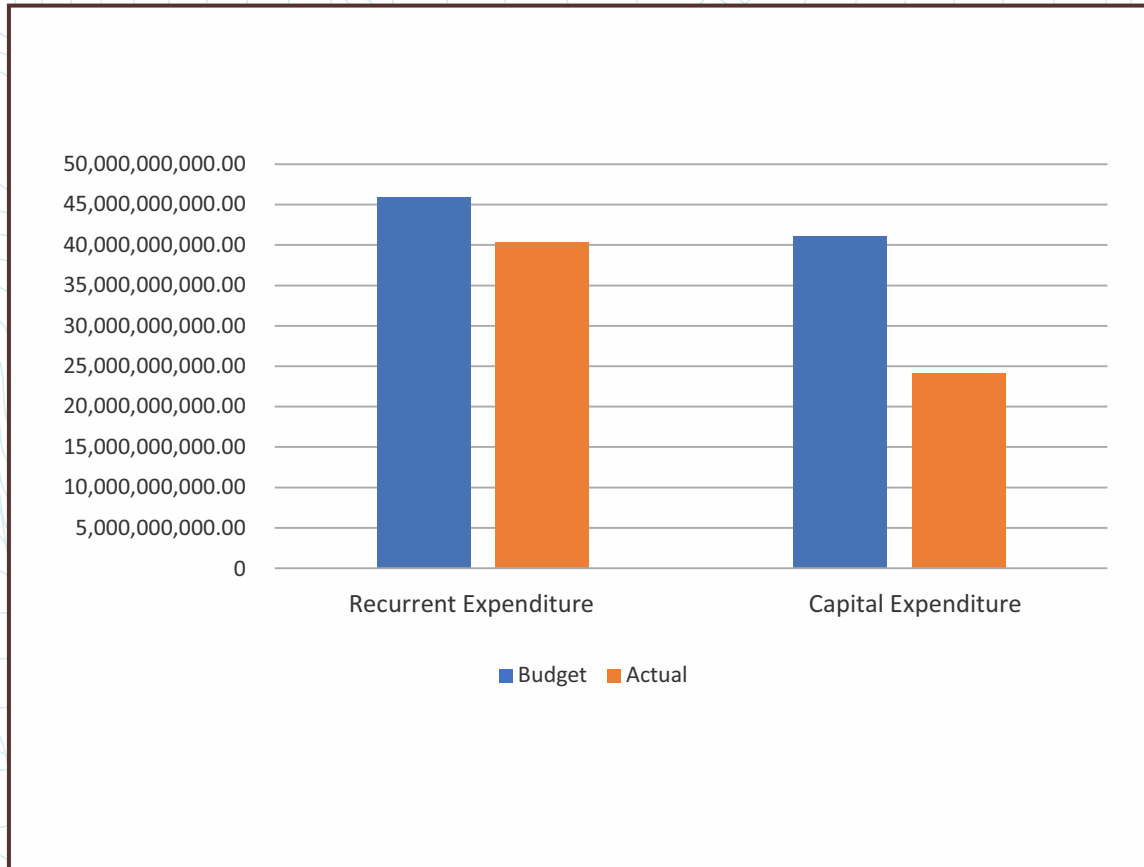


Actual Revenue

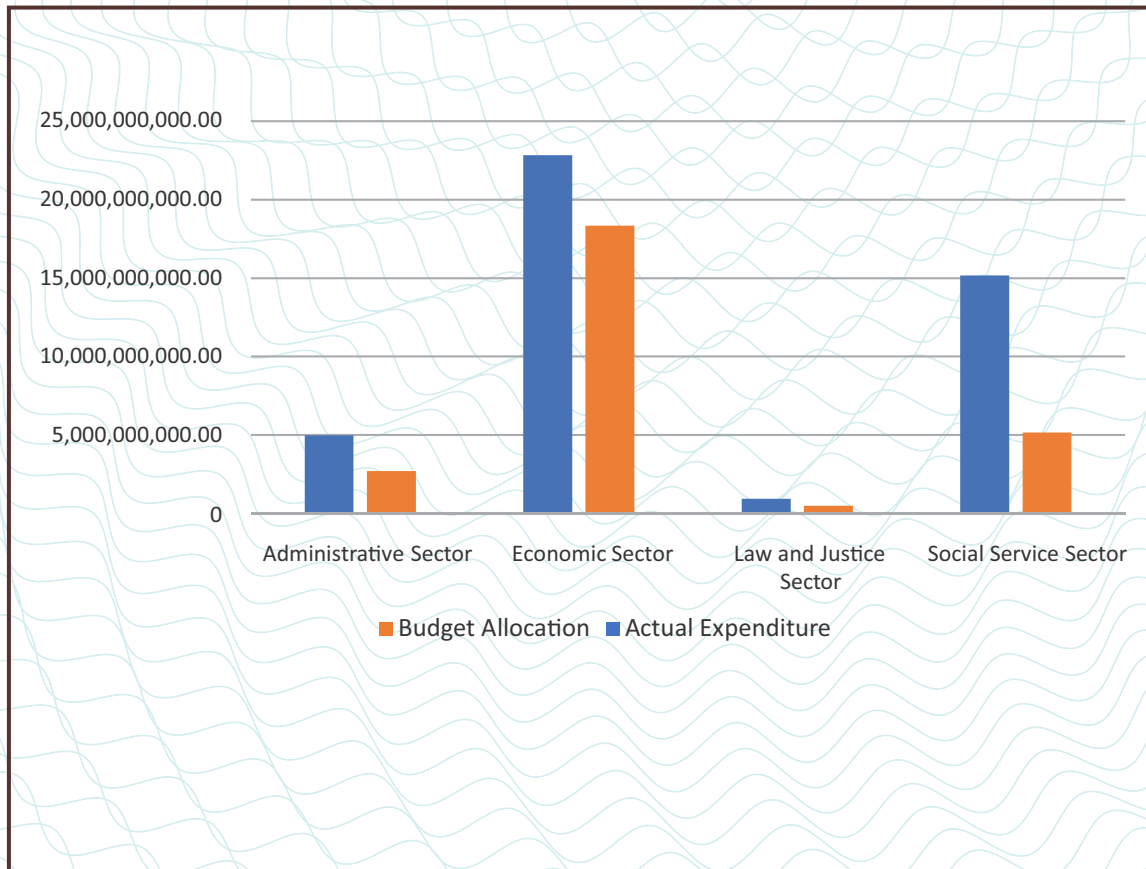


■ Capital
■ Recurrent

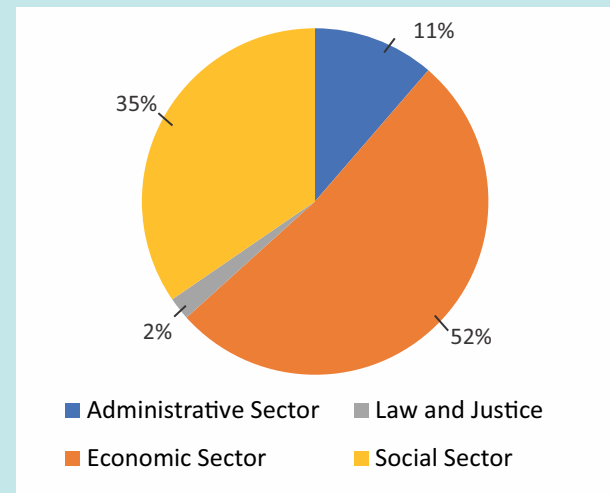
Analysis on Budget and Actual Expenditure



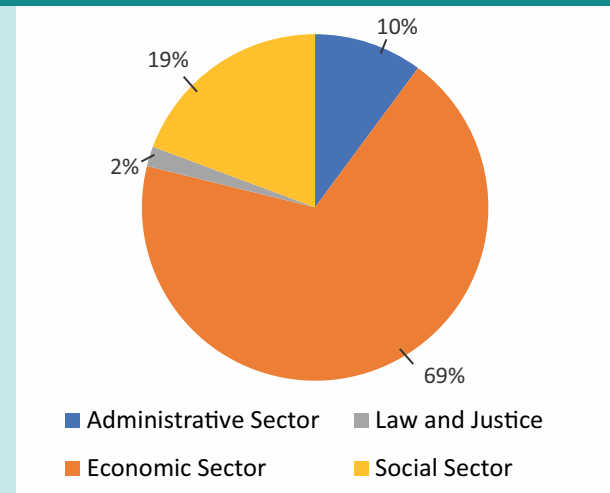
Analysis on Budget and Actual Expenditure by Sector



Sectoral Budget Allocation



Sectoral Actual Expenditure



RESPONSIBILITY FOR FINANCIAL STATEMENT

These financial statements have been prepared by the Accountant General of Yobe State in accordance with the provision of the Finance (Control and Management) Act 1958 now CAP 144 LFN, 1990. The Financial Statements comply with the generally accepted accounting practice and the new International Public Sector Accounting Standards (IPSAS) Cash Basis and General Purpose Financial Statements (GPFS) reporting format approved by the Federal Executive Council of Nigeria (FEC) in July 2010.

The Accountant General is responsible for establishing and maintaining a system of internal controls, designed to provide reasonable assurance that the transactions are recorded within statutory authority and properly record the use of all public financial resources by the State Government.

To the best of my knowledge, this system of internal control has adequately operated throughout the period of reports and that the financial statements reflect the financial position of Yobe State Government of Nigeria as at 31st December, 2018.



USMAN M. BURA FCNA

Accountant General

Yobe State

GENERAL PURPOSE OF THE FINANCIAL STATEMENT

The General Purpose Financial Statements (GPFS) is to give an overview of the Financial position and Cash resources of the Yobe State Government of Nigeria as at 31st December, 2018 as well as give a summary of purpose to which the resources received during the year was put into.

STATEMENT OF ACCOUNTING POLICIES

The General Purpose Financial Statements are prepared under International Public Sector Accounting Standard (IPSAS) Cash Basis of Accounting that recognizes transactions and events only when cash (including cash equivalent) is received or paid within the year under review. The GPFS are prepared under the historical cost and convention and in accordance with IPSAS and other applicable Standards. In addition GPFS are compliance with the provision of the Financial (Control and Management) Act 1958 now CAP 144 LFN, 1990, the Financial Regulations (2000) and other known legal requirements.

REPORTING CURRENCY

The General Purpose Financial Statements (GPFS) are prepared in Nigerian Naira

STATEMENT NO. 1
YOBE STATE GOVERNMENT OF NIGERIA
CASHFLOW STATEMENT FOR THE YEAR ENDED 31ST DECEMBER, 2018

ANNUAL BUDGET 2018		NOTES	ACTUAL YEAR	
			2018	2017
	Cash Flows from Operating Activities			
	Receipts:			
43,222,660,000	Statutory Allocations: FAAC	1	44,188,622,326	42,800,170,954
8,583,727,000	Value Added Tax Allocation	1	10,181,532,747	9,104,066,429
51,806,387,000	<i>Sub-total : Statutory Allocation</i>		54,370,155,073	51,904,237,383
2,494,626,698	Direct taxes	2	2,557,298,732	2,243,256,533
68,666,150	Licenses	2	67,676,494	35,498,658
815,495,832	Fees	2	649,336,411	660,000,236
15,394,300	Fines	2	5,136,263	1,219,371
421,955,900	Sales	2	511,817,743	130,169,572
287,041,800	Earnings	2	37,892,479	23,695,227
229,550,000	Rent on Government Buildings	2	160,916,678	72,000,000
69,366,000	Rent on Land and Others	2	2,987,123	2,713,644
585,292,500	Repayments - General	2	382,146,778	429,578,696
0	Reimbursement	2	0	0
4,987,389,180	<i>Subtotal: Independent Revenue</i>		4,375,208,701	3,598,131,937
0	Other Revenue Sources of the State Government	3	0	0
56,793,776,180	Total Receipts		58,745,363,774	55,502,369,320
	Payments:			
23,669,133,000	Personnel Costs (including Salaries on CRF charges)	4	22,047,867,134	20,344,812,201
13,351,345,000	Overhead Charges	6	11,498,872,905	9,859,707,130
4,960,513,000	Consolidated Revenue Fund Charges	7	4,724,260,261	5,714,987,075
4,800,462,000	Subvention to Parastatals	8	2,973,004,107	2,291,749,582
0	Other Operating Activities	18		61,000,000
46,781,453,000	Total Payments		41,244,004,407	38,272,255,988
10,012,323,180	Net Cash Flow from Operating Activities		17,501,359,368	17,230,113,331

ANNUAL BUDGET 2018		NOTES	ACTUAL YEAR	
			2018	2017
	Cash Flows from Investment Activities:			
4,977,306,000	Capital Expenditure: Administrative Sector	11	2,703,889,107	2,731,431,823
22,835,000,000	Capital Expenditure: Economic Sector	11	18,347,305,358	16,545,192,397
939,000,000	Capital Expenditure: Law and Justice	11	492,443,342	477,228,815
0	Capital Expenditure: Regional Development	11	0	0
15,177,225,000	Capital Expenditure: Social Service Sector	11	5,155,152,197	8,700,505,764
	Capital Expenditure: Funded from Aid and Grants	10		
43,928,531,000	Total Capital Expenditure		26,698,790,005	28,454,358,798
10,000,000	Sale of Fixed Assets			
-33,906,207,820	Net Cash Flow from Investment Activities		-9,197,430,637	-11,224,245,467
	Cash Flows from Financing Activities:			
4,287,000,000	Proceeds from Aid and Grants	10	624,500,000	0
490,000,000	Proceeds from external Loans			
2,094,798,408	Proceeds from Internal Loans	24	0	8,255,000,000
19,506,761,412	Proceeds from Other Capital Receipt	25	15,506,761,412	0
-1,472,352,000	Repayment of External & Internal Loans (Including Servicing)	19&24	-1,495,205,810	-1,626,893,416
24,906,207,820	Net Cash Flow from Financing Activities		14,636,055,602	6,628,106,584
	Movement in Other Cash Equivalent Accounts:			
	(Increase)/Decrease in Investments			
-9,000,000,000	Net (Increase)/Decrease in Other Cash Equivalent		5,438,624,965	-4,596,138,883
	Total Cash Flow from Other Cash Equivalent Accounts			
	Net cash for the year			
9,000,000,000	Cash and its Equivalent as at 1 January 2018		8,514,233,080	13,110,371,962
0	Cash and its Equivalent as at 31 December 2018		13,952,858,045	8,514,233,080
The Accompanying Notes form part of these Statements				
Cash and its Equivalent agree with Cash and Cash Equivalent in Statement 2				
Signed by Yobe State Accountant General				

STATEMENT NO. 2
YOBE STATE GOVERNMENT OF NIGERIA
STATEMENT OF ASSETS AND LIABILITIES FOR THE YEAR ENDED 31ST DECEMBER, 2018

ASSETS	NOTES	2018	2017
LIQUID ASSETS:			
Cash held by Accountant General			
- CRF Cash Balance		544,650,636	538,497,078
- CDF Cash Balance		13,408,207,408	7,975,736,001
- Cash Balances with Treasury	13	13,926,182,474	8,492,406,220
Cash held by Ministries Departments and Agencies	14	26,675,570	21,826,859
Total Assets.		13,952,858,044	8,514,233,079
INVESTMENTS AND OTHER CASH ASSETS:			
State Investments	15	416,570,980	409,727,348
Revolving Loans Granted	18	505,261,547	549,201,627
Intangible Assets		-	-
Total Investment and other Cash Assets.		921,832,526	958,928,975
Operating Liabilities Over Assets		35,399,530,915	36,269,829,696
Total Assets.		50,271,279,485	45,742,991,750
PUBLIC FUNDS AND LIABILITIES			
PUBLIC FUNDS			
Consolidated Revenue Fund		544,650,636	538,497,078
Capital Development Fund		13,408,207,408	7,975,736,001
Total Public Funds.		13,952,858,044	8,514,233,079
EXTERNAL AND INTERNAL LOANS			
External loans	19	8,383,377,031	9,046,866,518
Internal Loans	19	26,407,442,468	26,503,393,812
Total External and Internal Loans.		34,790,819,500	35,550,260,330

	ASSETS	NOTES	2018	2017
	OTHER LIABILITIES			
	CONTINGENT LIABILITES	26	1,527,601,941	1,678,498,341
	Total Public Funds and Liabilities.		50,271,279,485	45,742,991,750
The Accompanying Notes form part of these Statements				
Signed by State Accountant General				

STATEMENT NO. 3
YOBE STATE GOVERNMENT OF NIGERIA
STATEMENT OF CONSOLIDATED REVENUE FUND FOR THE YEAR ENDED 31ST DECEMBER, 2018

ACTUAL 2017		NOTES	ACTUAL 2018	FINAL BUDGET 2018	ORIGINAL BUDGET 2018	SUPPLEMENTARY BUDGET 2018	VARIANCE ON FINAL BUDGET
535,277,163	Opening Balance		538,497,078				%
	ADD: REVENUE						
42,800,170,954	Statutory Allocation: FAAC	1	44,188,622,326	43,222,660,000	43,222,660,000	-	102
9,104,066,429	Value Added Tax Alloc.	1	10,181,532,747	8,583,727,000	8,583,727,000	-	119
52,439,514,546	Sub-Total - Statutory Allocation		54,908,652,152	51,806,387,000	51,806,387,000	-	106
						-	
2,243,256,533	Direct Taxes	2	2,557,298,732	2,494,626,698	2,494,626,698	-	103
35,498,658	Licenses	2	67,676,494	68,666,150	68,666,150	-	99
660,000,236	Fees	2	649,336,411	815,495,832	815,495,832	-	80
1,219,371	Fines	2	5,136,263	15,394,300	15,394,300	-	33
130,169,572	Sales	2	511,817,743	421,955,900	421,955,900	-	121
23,695,227	Earnings	2	37,892,479	287,041,800	287,041,800	-	13
72,000,000	Sales/Rent of Government Buildings	2	160,916,678	229,550,000	229,550,000	-	70
2,713,644	Sales/Rent on Lands and Others	2	2,987,123	69,366,000	69,366,000	-	-
429,578,696	Repayment General	2	382,146,778	585,292,500	585,292,500	-	65
0	Reimbursements	2	0	0	0	-	-
3,598,131,937	Sub-Total-Independent Revenue		4,375,208,701	4,987,389,180	4,987,389,180	-	88
0	Other Revenue Sources of the State Government	3	0			-	
56,037,646,483	TOTAL REVENUE		59,283,860,853	56,793,776,180	56,793,776,180	-	104
56,037,646,483	TOTAL FUNDS AVAILABLE		59,283,860,853	56,793,776,180	56,793,776,180	-	104
	LESS: EXPENDITURE					-	
20,344,812,201	Personnel Costs(including Salaries on CRF charges)	4	22,047,867,134	23,669,133,000	23,189,133,000	- 480,000,000.00	93
9,859,707,130	Overhead Charges	6	11,498,872,905	13,351,345,000	13,676,345,000	- 325,000,000.00	86
5,714,987,075	Consolidated Rev Fund Charges including Pension & Gratuity	7	4,724,260,261	4,960,513,000	4,200,513,000	- 760,000,000.00	95
2,291,749,582	Subvention to Parastatals	8	2,973,004,107	4,800,462,000	4,565,462,000	- 235,000,000.00	62
61,000,000	Other Operating Activities		0		0	-	

ACTUAL 2017		NOTES	ACTUAL 2018	FINAL BUDGET 2018	ORIGINAL BUDGET 2018	SUPPLEMENTARY BUDGET 2018	VARIANCE ON FINAL BUDGET
	OTHER RECURRENT PAYMENTS/EXPENDITURE				0	-	
1,626,893,416	Repayments: External & Internal Loans (including servicing)	19 & 24 Ref.G	1,495,205,810	1,472,352,000	1,122,352,000	- 350,000,000.00	102
					0	-	
39,899,149,404	TOTAL EXPENDITURE		42,739,210,217	48,253,805,000	46,753,805,000	- 1,500,000,000.00	89
					0	-	
16,138,497,078	OPERATING BALANCE		16,544,650,636	8,539,971,180	10,039,971,180	1,500,000,000.00	194
					0	-	
	APPROPRIATIONS/TRANSFERS				0	-	
15,600,000,000	Transfer to Capital Dev. Fund		16,000,000,000	8,539,971,180	10,039,971,180	1,500,000,000.00	187
					0	-	
15,600,000,000	Total transfers		16,000,000,000	8,539,971,180	8,539,971,180	-	187
538,497,078	Closing Balance		544,650,636	0	0	-	

The Accompanying Notes form part of these Statements

STATEMENT NO. 4
YOBE STATE GOVERNMENT OF NIGERIA
STATEMENT OF CAPITAL DEVELOPMENT FUND FOR THE YEAR ENDED 31ST DECEMBER, 2018

ACTUAL 2017		NOTES	ACTUAL 2018	FINAL BUDGET 2018	ORIGINAL BUDGET 2018	SUPPLEMENTARY BUDGET 2018	
12,575,094,799	Opening Balance		7,975,736,001	9,000,000,000	9,000,000,000	-	%
						-	
	ADD: CAPITAL RECEIPTS						
15,600,000,000	Transfer from Consolidated Revenue Fund	9	16,000,000,000	8,539,971,180	10,039,971,180	1,500,000,000	187
	Aids and Grants	10	624,500,000	4,287,000,000	4,287,000,000	-	
	External Loans	19	0	490,000,000	490,000,000	-	
8,255,000,000	Internal Loans	24	0	2,094,798,408	9,890,559,820	7,795,761,412	-
	Other Capital Receipts	25	15,506,761,412	19,516,761,412	11,721,000,000	7,795,761,412	
23,855,000,000	Total Receipts		32,131,261,412	34,928,531,000	36,428,531,000	1,500,000,000	92
36,430,094,799	Total Capital Funds Available		40,106,997,413	43,928,531,000	45,428,531,000	1,500,000,000	91
	LESS: CAPITAL EXPENDITURE						
2,731,431,823	Administrative Sector	11	2,703,889,107	4,977,306,000	4,347,613,000	629,693,000	54
16,545,192,397	Economic Sector	11	18,347,305,358	22,835,000,000	24,155,000,000	1,320,000,000	80
477,228,815	Law and Justice	11	492,443,342	939,000,000	739,000,000	200,000,000	52
0	Regional Development	11	0	0	0	-	-
8,700,505,764	Social Service Sector	11	5,155,152,197	15,177,225,000	16,186,918,000	1,009,693,000	34
	Funded from Aids and Grants	10				-	
28,454,358,798	TOTAL CAPITAL EXPENDITURE		26,698,790,005	43,928,531,000	45,428,531,000	1,500,000,000	61
					0	-	
7,975,736,001	Closing Balance		13,408,207,408	0	0	-	

The Accompanying Notes form part of these Statements

YOBE STATE GOVERNMENT OF NIGERIA
NOTES TO THE FINANCIAL STATEMENTS FOR THE YEAR ENDED 31ST DECEMBER, 2018

NOTE	Details	Ref. Note	Amount	Amount	Remarks
1 A:	Share of Statutory Allocation from FAAC 2018		N	N	
	Net Share of Statutory Allocation from FAAC	A	41,527,956,859.71		
	Add :Deduction at source for Loan Repayment	B	1,495,205,810.13	43,023,162,669.84	
	Share of Statutory Allocation - Other Agencies	C	874,305,329.03	874,305,329.03	
	Share of Federal Accounts Allocation- Excess Crude Oil	D	291,154,326.71	291,154,326.71	
	Total(GROSS) FAAC Allocation			44,188,622,325.58	
	B: Value Added Tax 2018				
1	Share of Value Added Tax (VAT)	E		10,181,532,747.49	

NOTE	Details	Ref. Note	Amount	Amount	Remarks
1 A-	Share of Statutory Allocation from FAAC 2017		N	N	
	Net Share of Statutory Allocation from FAAC	A	26,676,749,680.92		
	Add :Deduction at source for Loan Repayment	B	1,479,538,126.50	28,156,287,807.42	
	Share of Statutory Allocation - Other Agencies	C		13,198,531,265.90	
	Share of Federal Accounts Allocation- Excess Crude Oil	D		1,445,351,881.01	
	Total(GROSS) FAAC Allocation			42,800,170,954.33	
	B. Value Added Tax 2017				
1	Share of Value Added Tax (VAT)	E		9,104,066,428.94	

2	Internally Generated Revenue (Independent	Ref.Note	Actual	Total Budget	Variance	Remarks
	Direct Taxes					
20008001	BOARD OF INTERNAL REVENUE		2,557,298,731.62	2,494,626,698.00	62,672,033.62	
	Total - Direct Taxes		2,557,298,731.62	2,494,626,698.00	62,672,033.62	
	Licences				-	
13001001	MINISTRY OF YOUTH & SOCIAL DEVELOPMENT	0	37,000.00	1,000,000.00	(963,000.00)	
15001001	MINISTRY OF AGRICULTURE AND NATURAL RES.	0	580,000.00	1,286,500.00	(706,500.00)	
15102001	AGRICULTURAL DEV. PROGRAMME	0	926,000.00	10,166,000.00	(9,240,000.00)	
17001001	MINISTRY OF EDUCATION	0	0	2,000,000.00	(2,000,000.00)	
20008001	BOARD OF INTERNAL REVENUE	0	61,158,144.90	35,072,450.00	26,085,694.90	
21001001	MINISTRY OF HEALTH	0	0	1,195,200.00	(1,195,200.00)	
22001001	MINISTRY OF COMMERCE	0	0	7,252,800.00	(7,252,800.00)	
23001001	MINISTRY OF INFORMATION	0	0	13,200.00	(13,200.00)	
34001001	MINISTRY OF WORKS		4975349	7,850,000.00	(2,874,651.00)	
35001001	MINISTRY OF ENVIRONMENT		0	830,000.00	(830,000.00)	
52001001	MINISTRY OF WATER RESOURCES	0	0	2,000,000.00	(2,000,000.00)	
	Total Licences		67,676,493.90	68,666,150.00	- 989,656.10	
	Fees				-	
11010001	PUBLIC PROCUREMENT BUREAU		45,175,054.00	80,350,000.00		
13001001	MINISTRY OF YOUTH & SOCIAL DEVELOPMENT	0	0	283,200.00	(283,200.00)	
13001003	YOBE STATE DESERT STAR	0	816,500.00	1,000,000.00	(183,500.00)	
15001001	MINISTRY OF AGRICULTURE AND NATURAL RES.	0	9,942,350.00	10,024,000.00	(81,650.00)	
15001002	MODERN ABATTOIR	0	461,000.00	700,000.00	(239,000.00)	
15102001	AGRICULTURAL DEV. PROGRAMME	0	0	83,000.00	(83,000.00)	
17001001	MINISTRY OF EDUCATION	0	0	1,992,000.00	(1,992,000.00)	
17010001	AGENCY FOR MASS EDUCATION	0	15,000.00	33,000.00	(18,000.00)	
17018001	STATE POLYTECHNIC GEIDAM	0	0	15,380,000.00	(15,380,000.00)	
17021001	YOBE STATE UNIVERSITY	0	0	67,072,000.00	(67,072,000.00)	
17065001	COLLEGE OF EDUCATION GASHUA	0	0	25,812,000.00	(25,812,000.00)	
17066001	CABS POTISKUM	0	0	14,316,000.00	(14,316,000.00)	
17067001	COLLEGE OF AGRIC GUJBA	0	0	9,192,000.00	(9,192,000.00)	
17068001	COLLEGE OF LEGAL AND ISLAMIC STUDIES	0	0	26,032,000.00	(26,032,000.00)	
20001001	MINISTRY OF FINANCE	0	0.00	0.00	-	
20008001	BOARD OF INTERNAL REVENUE	0	596,850.00	300,000.00	296,850.00	

2	Internally Generated Revenue (Independent	Ref.Note	Actual	Total Budget	Variance	Remarks
21001001	MINISTRY OF HEALTH	0	20,000.00	33,323.00	(13,323.00)	
21102001	HOSPITAL MANAGEMENT BOARD	0	1,154,050.00	23,400,000.00	(22,245,950.00)	
21104001	SCHOOL OF NURSING DAMATURU	0	0	10,232,000.00	(10,232,000.00)	
21106001	SCHOOL OF HEALTH TECHNOLOGY NGURU	0	0	10,232,000.00	(10,232,000.00)	
22001001	MINISTRY OF COMMERCE	0	2,180,100.00	16,640,000.00	(14,459,900.00)	
23001001	MINISTRY OF INFORMATION	0	1,135,500.00	299,600.00	835,900.00	
23003001	YOBE TELEVISION (YTV)	0	1,012,500.00	13,520,000.00	(12,507,500.00)	
23004001	YOBE BROADCASTING CORPORATION	0	970,000.00	7,184,000.00	(6,214,000.00)	
23013001	PRINTING CORPORATION	0	0	0.00	-	
25001001	HEAD OF SERVICE		341,000.00	547,000.00		
26001001	MINISTRY OF JUSTICE	0	570,459,381.44	400,639,409.00	169,819,972.44	
26051001	HIGH COURT	0	5,794,013.10	10,800,000.00	(5,005,986.90)	
26052001	SHARIA COURT DIVISION	0	702,600.00	1,600,000.00	(897,400.00)	
26053001	SHARIA COURT OF APPEAL	0	232,377.00	2,300,000.00	(2,067,623.00)	
34001001	MINISTRY OF WORKS	0	0	1,033,200.00	(1,033,200.00)	
35001001	MINISTRY OF ENVIRONMENT	0	50,000.00	9,686,100.00	(9,636,100.00)	
40001001	OFFICE OF THE STATE AUDITOR GENERAL	0	975,000.00	1,760,000.00	(785,000.00)	
40002001	OFFICE OF THE AUDITOR GENERAL LOCAL GOVT		392,000.00	150,000.00	-	
47001001	CIVIL SERVICE COMMISSION	0	0.00	-	-	
52001001	MINISTRY OF WATER RESOURCES	0	0	1,000,000.00	(1,000,000.00)	
52102001	WATER CORPORATION		0	7,304,000.00	(7,304,000.00)	
53001001	MINISTRY OF LAND AND HOUSING	0	6,911,135.00	44,566,000.00	(37,654,865.00)	
	Total Fees		649,336,410.54	815,495,832.00	(166,159,421.46)	
	Fines					
17008001	LIBRARY BOARD	0	0	33,600.00	(33,600.00)	
20008001	BOARD OF INTERNAL REVENUE	0	264,000.00	261,450.00	2,550.00	
21102001	HOSPITAL MANAGEMENT BOARD	0	0	33,200.00	(33,200.00)	
26001001	MINISTRY OF JUSTICE	0	1,313,449.00	4,107,650.00	(2,794,201.00)	
26051001	HIGH COURT	0	1,415,014.00	4,200,000.00	(2,784,986.00)	
26052001	SHARIA COURT DIVISION		1,000.00	500,000.00		
26053001	SHARIA COURT OF APPEAL	0	-	558,400.00	(558,400.00)	
35001001	MINISTRY OF ENVIRONMENT	0	2142800	5,700,000.00	(3,557,200.00)	
	Total Fines		5,136,263.00	15,394,300.00	(10,258,037.00)	

2	Internally Generated Revenue (Independent Sales)	Ref.Note	Actual	Total Budget	Variance	Remarks
11005001	SUSTAINABLE DEVELOPMENT GOALS (SDG)	0	0	0	-	
15001001	MINISTRY OF AGRICULTURE AND NATURAL RES.	0	472,231,900.00	291,743,000.00	180,488,900.00	
15102001	AGRICULTURAL DEV. PROGRAMME	0	-	124,500.00	(124,500.00)	
17018001	STATE POLYTECHNIC GEIDAM	0	-	2,520,000.00	(2,520,000.00)	
17021001	YOBE STATE UNIVERSITY	0	-	4,048,000.00	(4,048,000.00)	
17056001	SCHOLARSHIP BOARD	0	800,000.00	4,000,000.00	(3,200,000.00)	
17065001	COLLEGE OF EDUCATION GASHUA	0	-	1,856,000.00	(1,856,000.00)	
17066001	CABS POTISKUM	0	-	2,520,000.00	(2,520,000.00)	
17067001	COLLEGE OF AGRIC GUJBA	0	-	584,000.00	(584,000.00)	
17068001	COLLEGE OF LEGAL AND ISLAMIC STUDIES	0	-	1,856,000.00	(1,856,000.00)	
18011001	JUDICIAL SERVICE COMMISSION	0	-	800,000.00	(800,000.00)	
20001001	MINISTRY OF FINANCE	0	0.00	42,150,000.00	(42,150,000.00)	
21001001	MINISTRY OF HEALTH	0	0	99,600.00	(99,600.00)	
21102001	HOSPITAL MANAGEMENT BOARD	0	0	30,000,000.00	(30,000,000.00)	
21104001	SCHOOL OF NURSING DAMATURU	0	0	800,000.00	(800,000.00)	
21106001	SCHOOL OF HEALTH TECHNOLOGY NGURU	0	0	504,000.00	(504,000.00)	
22001001	MINISTRY OF COMMERCE	0	0	0.00	-	
23001001	MINISTRY OF INFORMATION	0	0.00	198,400.00	(198,400.00)	
23013001	PRINTING CORPORATION	0	0.00	0	-	
25001001	HEAD OF SERVICE	0	74,000.00	10,504,000.00	(10,430,000.00)	
26001001	MINISTRY OF JUSTICE	0	416,050.00	112,000.00	304,050.00	
26051001	HIGH COURT		-	150,000.00		
47001001	CIVIL SERVICE COMMISSION	0	820,000.00	6,624,000.00	(5,804,000.00)	
47002001	LOCAL GOVERNMENT SERVICE COMMISSION		170,000.00	562,400.00		
48001001	STATE INDEPENDENT ELECTION COMMISSION	0	-	200,000.00	(200,000.00)	
53001001	MINISTRY OF LAND AND HOUSING	0	37,305,792.85	20,000,000.00	17,305,792.85	
	Total Sales		511,817,742.85	421,955,900.00	89,861,842.85	
	Earnings				-	
11013001	OFFICE OF THE SECRETARY TO THE STATE GOVT		1,382,220.00	24,112,000.00	22,729,780.00	
13001001	MINISTRY OF YOUTH & SOCIAL DEVELOPMENT	0	0.00	1,080,000.00	(1,080,000.00)	
13001002	SPORT COUNCIL	0	317,000.00	5,300,000.00	(4,983,000.00)	
15102001	AGRICULTURAL DEV. PROGRAMME	0	-	4,150,000.00	(4,150,000.00)	

2	Internally Generated Revenue (Independent	Ref.Note	Actual	Total Budget	Variance	Remarks
17018001	STATE POLYTECHNIC GEIDAM		-	1,000,000.00	(1,000,000.00)	
17021001	YOBE STATE UNIVERSITY		-	10,000,000.00	(10,000,000.00)	
17065001	COLLEGE OF EDUCATION GASHUA		-	5,000,000.00	(5,000,000.00)	
17066001	CABS POTISKUM		-	5,000,000.00	(5,000,000.00)	
17068001	COLLEGE OF LEGAL AND ISLAMIC STUDIES		-	5,000,000.00	(5,000,000.00)	
21001001	MINISTRY OF HEALTH	0			-	
21102001	HOSPITAL MANAGEMENT BOARD	0	1,837,250.00	108,876,000.00	(107,038,750.00)	
21102002	YOB STATE UNIVERSITY TEACHING HOSPITAL		209,000.00	25,136,000.00	(24,927,000.00)	
21106001	SCHOOL OF HEALTH TECHNOLOGY NGURU	0	-	1,000,000.00	(1,000,000.00)	
22001001	MINISTRY OF COMMERCE	0	161,000.00	3,408,000.00	(3,247,000.00)	
23001001	MINISTRY OF INFORMATION	0	0.00	600,000.00	(600,000.00)	
23003001	YOBE TELEVISION (YTV)	0	0	8,000,000.00	(8,000,000.00)	
23004001	YOBE BROADCASTING CORPORATION	0	3,703,694.00	8,800,000.00	(5,096,306.00)	
23057001	COUNCIL FOR ARTS & CULTURE		530,500.00	500,000.00		
25001001	HEAD OF SERVICE	0	-	2,000,000.00	(2,000,000.00)	
34001001	MINISTRY OF WORKS	0	14,388,700.00	32,786,400.00	(18,397,700.00)	
34001003	YOBE LINE	0	2,563,115.45	10,000,000.00	(7,436,884.55)	
52001001	MINISTRY OF WATER RESOURCES	0	0.00	5,220,400.00	(5,220,400.00)	
52102001	WATER CORPORATION	0	12,800,000.00	20,073,000.00	(7,273,000.00)	
53001001	MINISTRY OF LAND AND HOUSING	0			-	
	Total Earnings		37,892,479.45	287,041,800.00	- 226,450,040.55	
	Rent on Government Buildings				-	
11021001	LAISION OFFICE LAGOS	0			-	
11021002	LAISION OFFICE KADUNA	0			-	
11021003	LIAISON OFFICE ABUJA	0			-	
11021004	LAISION OFFICE MAIDUGURI	0			-	
20001001	MINISTRY OF FINANCE	0	160,916,678.48	229,550,000.00	(68,633,321.52)	
	Total Rent on Building		160,916,678.48	229,550,000.00	(68,633,321.52)	
	Sales/Rent on Land and Others					
20001001	MINISTRY OF FINANCE		-	52,200,000.00		
53001001	MINISTRY OF LAND AND HOUSING	0	2,987,123.00	17,166,000.00	(14,178,877.00)	
	Total Rent on Land and Others		2,987,123.00	69,366,000.00	(66,378,877.00)	
	Repayments					

2	Internally Generated Revenue (Independent	Ref.Note	Actual	Total Budget	Variance	Remarks
13001001	MINISTRY OF YOUTH & SOCIAL DEVELOPMENT		630,000.00	4,000,000.00	(3,370,000.00)	
15001001	MINISTRY OF AGRICULTURE AND NATURAL RES.		0	20,083,000.00	(20,083,000.00)	
20001001	MINISTRY OF FINANCE		366,402,461.05	561,209,500.00	(194,807,038.95)	
22051001	SMALL SCALE INDUSTRIES				-	
53001001	MINISTRY OF LAND AND HOUSING		15,114,317.23	0	15,114,317.23	
	Total Repayments		382,146,778.28	585,292,500.00	(203,145,721.72)	
	Investment Income				-	
	Interest Earned				-	
	Re-imburement			4,080,000.00	(4,080,000.00)	
	Total					
	Total IGR (Independent Revenue)		4,375,208,701.12	4,991,469,180.00	(616,260,478.88)	

3	Government:	Ref.Note	Actual	Total Budget	Variance	Remarks
14020202	Disposal Of Fixed Assets			10,000,000.00	(10,000,000.00)	
	Total Other Revenue Sources		-	10,000,000.00	(10,000,000.00)	

4	A-Total Personnel Costs (including Salaries on CRF charges)	Ref.Note	Actual	Total Budget	Variance	Remarks
	List of MDA: Administrative Sector					
11001001	GOVERNMENT HOUSE		124,028,876.67	125,834,000.00	1,805,123.33	
11013001	OFFICE OF THE SECRETARY TO THE STATE GOVE		274,177,298.30	304,483,000.00	30,305,701.70	
11035001	LOCAL GOVERNMENT PENSION BOARD		13,019,006.69	15,080,000.00	2,060,993.31	
11037001	PILGRIMS WELFARE COMMISSION		13,297,505.45	13,731,000.00	433,494.55	
12003001	HOUSE OF ASSEMBLY		127,571,557.04	296,759,000.00	169,187,442.96	
12004001	HOUSE OF ASSEMBLY SERVICE COMMISSION		7,171,943.29	12,273,000.00	5,101,056.71	
17066001	CABS POTISKUM		601,729,954.58	608,369,000.00	6,639,045.42	
23001001	MINISTRY OF INFORMATION		77,429,719.54	81,908,000.00	4,478,280.46	
23003001	YOBE TELEVISION (YTV)		88,240,479.16	91,885,000.00	3,644,520.84	
23004001	YOBE BROADCASTING CORPORATION		93,685,240.06	94,879,000.00	1,193,759.94	
23013001	PRINTING CORPORATION		24,064,213.42	27,084,000.00	3,019,786.58	
23057001	COUNCIL FOR ARTS & CULTURE		42,450,405.73	43,199,000.00	748,594.27	
25001001	HEAD OF SERVICE		181,388,641.54	184,664,000.00	3,275,358.46	

4	A-Total Personnel Costs (including Salaries on CRF charges)	Ref.Note	Actual	Total Budget	Variance	Remarks
40001001	OFFICE OF THE STATE AUDITOR GENERAL		49,612,951.05	53,186,000.00	3,573,048.95	
40002001	OFFICE OF THE AUDITOR GENERAL LOCAL GOVT		66,101,905.60	69,977,000.00	3,875,094.40	
47001001	CIVIL SERVICE COMMISSION		32,349,318.07	32,424,000.00	74,681.93	
47002001	LOCAL GOVERNMENT SERVICE COMMISSION		22,563,477.10	23,800,000.00	1,236,522.90	
48001001	STATE INDEPENDENT ELECTION COMMISSION		3,923,188.43	4,000,000.00	76,811.57	
21010103	Consolidated Revenue Fund Charge - Salary		1,886,737,819.26	1,891,713,000.00	4,975,180.74	
	total Administrative Sector		3,729,543,500.98	3,975,248,000.00	245,704,499.02	
	List of MDA: Economic Sector					
15001001	MINISTRY OF AGRICULTURE AND NATURAL RES.		885,320,674.31	924,068,000.00	38,747,325.69	
15102001	AGRICULTURAL DEV. PROGRAMME		195,343,992.89	237,627,000.00	42,283,007.11	
17067001	COLLEGE OF AGRIC GJBA		399,898,095.59	422,572,000.00	22,673,904.41	
20001001	MINISTRY OF FINANCE		500,589,797.54	583,891,000.00	83,301,202.46	
20008001	BOARD OF INTERNAL REVENUE		74,052,731.89	84,923,000.00	10,870,268.11	
22001001	MINISTRY OF COMMERCE		82,018,264.20	83,000,000.00	981,735.80	
22051001	SMALL SCALE INDUSTRIES		11,118,455.11	11,192,000.00	73,544.89	
22052001	STATE HOTELS		16,493,571.60	16,552,000.00	58,428.40	
22059001	YOBE MICRO FINANCE BANK		2,421,956.59	3,379,000.00	957,043.41	
24007001	FIRE SERVICE		133,203,105.89	148,454,000.00	15,250,894.11	
34001001	MINISTRY OF WORKS		295,197,045.38	320,723,000.00	25,525,954.62	
34001002	RURAL ELECTRIFICATION BOARD		147,569,321.19	160,300,000.00	12,730,678.81	
38001001	MINISTRY OF BUDGET & ECONOMIC PLANNING		60,750,146.96	65,465,000.00	4,714,853.04	
52001001	MINISTRY OF WATER RESOURCES		44,558,923.66	45,857,000.00	1,298,076.34	
52102001	WATER CORPORATION		277,104,755.93	281,029,000.00	3,924,244.07	
52103001	RURAL WATER SUPPLY & SANITATION AGENCY		90,672,714.26	115,502,000.00	24,829,285.74	
53001001	MINISTRY OF LAND AND HOUSING		283,826,552.86	304,241,000.00	20,414,447.14	
53010001	HOUSING & PROPERTY DEV.		32,677,610.03	38,809,000.00	6,131,389.97	
	Total Economic Sector		3,532,817,715.88	3,847,584,000.00	314,766,284.12	
	List of MDA: Law and Justice Sector					
17068001	COLLEGE OF LEGAL AND ISLAMIC STUDIES		444,373,559.50	457,132,000.00	12,758,440.50	
18011001	JUDICIAL SERVICE COMMISSION		27,939,605.81	28,543,000.00	603,394.19	
26001001	MINISTRY OF JUSTICE		156,093,847.16	164,520,000.00	8,426,152.84	
26001002	PERORAGATIVE OF MERCY		5,251,578.14	5,810,000.00	558,421.86	

4	A-Total Personnel Costs (including Salaries on CRF charges)	Ref.Note	Actual	Total Budget	Variance	Remarks
26051001	HIGH COURT		317,624,098.80	323,662,000.00	6,037,901.20	
26052001	SHARIA COURT DIVISION		237,146,198.68	263,377,000.00	26,230,801.32	
26053001	SHARIA COURT OF APPEAL		85,886,431.08	95,444,000.00	9,557,568.92	
	Total Law and Justice Sector		1,274,315,319.17	1,338,488,000.00	64,172,680.83	
	Lis of MDA: Regional Sector					
51021001	MIN. OF INTERGRATED& COMM. RURAL DEV.				-	
	Total Regional Sector		-	-	-	
	List of MDA: Social Sector					
13001001	MINISTRY OF YOUTH & SOCIAL DEVELOPMENT		222,235,644.84	246,687,000.00	24,451,355.16	
13001002	SPORT COUNCIL		108,907,719.61	111,818,000.00	2,910,280.39	
13001003	YOBE STATE DESERT STAR		87,840,000.00	112,500,000.00	24,660,000.00	
14001001	MINISTRY OF WOMEN AFFAIRS		54,074,466.99	56,772,000.00	2,697,533.01	
17001001	MINISTRY OF EDUCATION		112,118,716.39	124,996,000.00	12,877,283.61	
17003001	STATE UNIVERSAL BASIC EDUCATION BOARD		779,064,689.39	851,385,000.00	72,320,310.61	
17008001	LIBRARY BOARD		62,743,394.26	66,525,000.00	3,781,605.74	
17010001	AGENCY FOR MASS EDUCATION		225,922,216.05	237,990,000.00	12,067,783.95	
17018001	STATE POLYTECHNIC GEIDAM		325,825,773.98	372,000,000.00	46,174,226.02	
17021001	YOBE STATE UNIVERSITY		1,728,950,145.09	1,765,159,000.00	36,208,854.91	
17031001	ARABIC AND ISLAMIC BOARD		19,060,207.36	19,082,000.00	21,792.64	
17054001	TEACHING SERVICE BOARD		2,027,837,824.52	2,104,917,000.00	77,079,175.48	
17055001	SCIENCE & TECHNICAL EDUCATION BOARD		974,674,717.57	1,012,960,000.00	38,285,282.43	
17056001	SCHOLARSHIP BOARD		21,390,793.43	23,295,000.00	1,904,206.57	
17065001	COLLEGE OF EDUCATION GASHUA		1,025,141,920.38	1,037,053,000.00	11,911,079.62	
21001001	MINISTRY OF HEALTH		693,833,822.58	828,469,000.00	134,635,177.42	
21102001	HOSPITAL MANAGEMENT BOARD		3,188,549,494.50	3,372,000,000.00	183,450,505.50	
21102002	YOBE STATE UNIVERSITY TEACHING HOSPITAL		668,629,176.99	918,900,000.00	250,270,823.01	
21104001	SCHOOL OF NURSING DAMATURU		163,582,394.04	164,045,000.00	462,605.96	
35001001	MINISTRY OF ENVIRONMENT		386,853,906.81	407,055,000.00	20,201,093.19	
35001004	NEAZADP		62,534,604.00	65,661,000.00	3,126,396.00	
35016001	ENVIRONMENT PROTECTION AGENCY		259,407,810.92	279,334,000.00	19,926,189.08	
51001001	MINISTRY FOR LOCAL GOVERNMENT		47,593,543.24	53,599,000.00	6,005,456.76	
51002001	EMIRATE COUNCIL		222,435,149.52	233,556,000.00	11,120,850.48	

4	A-Total Personnel Costs (including Salaries on CRF charges)	Ref.Note	Actual	Total Budget	Variance	Remarks
62001001	MINISTRY OF RELIGIOUS AFFAIRS		41,982,465.36	42,055,000.00	72,534.64	
	Total Social Sector		13,511,190,597.82	14,507,813,000.00	996,622,402.18	
	Total Personnel Cost		22,047,867,133.85	23,669,133,000.00	1,621,265,866.15	

6	Overhead Costs	Ref.Note	Actual	Total Budget	Variance	Remarks
	List of MDA: Administrative Sector					
11001001	GOVERNMENT HOUSE		1,951,186,272.76	2,000,000,000.00	48,813,727.24	
11001002	OFFICE OF THE DEPUTY GOVERNOR		237,246,000.00	360,000,000.00	122,754,000.00	
11001003	SPECIAL ADVISERS		41,300,000.00	78,000,000.00	36,700,000.00	
11013001	OFFICE OF THE SECRETARY TO THE STATE GOVE		2,450,762,698.47	2,479,100,000.00	28,337,301.53	
11013003	UNICEF COORDINATOR		600,000.00	600,000.00	-	
11013004	LANDSCAPE UNIT		300,000.00	260,000.00	(40,000.00)	
11013006	NATIONAL VOLUNTEER SERVICE		120,000.00	120,000.00	-	
11013007	MAINTENANCE UNIT		300,000.00	300,000.00	-	
11021001	LAISION OFFICE LAGOS		2,400,000.00	2,400,000.00	-	
11021002	LAISION OFFICE KADUNA		2,400,000.00	6,000,000.00	3,600,000.00	
11021003	LIAISON OFFICE ABUJA		21,600,000.00	22,000,000.00	400,000.00	
11021004	LAISION OFFICE MAIDUGURI		1,200,000.00	1,200,000.00	-	
12003001	HOUSE OF ASSEMBLY		934,855,692.70	1,073,400,000.00	138,544,307.30	
12004001	HOUSE OF ASSEMBLY SERVICE COMMISSION		13,980,000.00	54,250,000.00	40,270,000.00	
23001001	MINISTRY OF INFORMATION		16,055,000.00	43,300,000.00	27,245,000.00	
25001001	HEAD OF SERVICE		677,665,318.45	702,000,000.00	24,334,681.55	
40001001	OFFICE OF THE STATE AUDITOR GENERAL		66,921,045.00	90,400,000.00	23,478,955.00	
40002001	OFFICE OF THE AUDITOR GENERAL LOCAL GOVT		9,520,000.00	24,812,000.00	15,292,000.00	
47001001	CIVIL SERVICE COMMISSION		7,646,000.00	36,470,000.00	28,824,000.00	
47002001	LOCAL GOVERNMENT SERVICE COMMISSION		1,800,000.00	22,400,000.00	20,600,000.00	
48001001	STATE INDEPENDENT ELECTION COMMISSION		3,000,000.00	3,000,000.00	-	
51001001	MINISTRY FOR LOCAL GOVERNMENT		6,000,000.00	6,000,000.00	-	
62001001	MINISTRY OF RELIGIOUS AFFAIRS		119,994,500.00	209,484,000.00	89,489,500.00	
	Total Administrative Sector		6,566,852,527.38	7,215,496,000.00	648,643,472.62	
	List of MDA: Economic Sector					
15001001	MINISTRY OF AGRICULTURE AND NATURAL RES.		1,592,274,500.00	1,648,916,000.00	56,641,500.00	

6	Overhead Costs	Ref.Note	Actual	Total Budget	Variance	Remarks
20001001	MINISTRY OF FINANCE		167,506,022.50	202,000,000.00	34,493,977.50	
20001003	MISCELLANEOUS EXPENCES		1,247,947,106.29	1,562,000,000.00	314,052,893.71	
20002001	DEBT MANAGEMENT OFFICE		300,000.00	300,000.00	-	
20007001	ACCOUNTANT GENERAL OFFICE		15,600,000.00	25,820,000.00	10,220,000.00	
20007002	PROJECT FINANCIAL MANAGEMENT UNIT		300,000.00	300,000.00	-	
22001001	MINISTRY OF COMMERCE		13,508,000.00	51,600,000.00	38,092,000.00	
34001001	MINISTRY OF WORKS		13,272,500.00	21,200,000.00	7,927,500.00	
38001001	MINISTRY OF BUDGET & ECONOMIC PLANNING		74,070,000.00	91,000,000.00	16,930,000.00	
38001002	BUDGET MONITORING & INSPECTION		1,500,000.00	1,500,000.00	-	
38001003	STATISTIC DEPT.		1,800,000.00	1,800,000.00	-	
38001004	DONOR CORDINATION UNIT		12,000,000.00	15,600,000.00	3,600,000.00	
52001001	MINISTRY OF WATER RESOURCES		12,120,000.00	24,000,000.00	11,880,000.00	
53001001	MINISTRY OF LAND AND HOUSING		6,000,000.00	6,000,000.00	-	
53001002	SOLID MINERAL		-	600,000.00	600,000.00	
	Total Economic Sector		3,158,198,128.79	3,652,636,000.00	494,437,871.21	
	List of MDA: Law and Justice Sector					
18011001	JUDICIAL SERVICE COMMISSION		4,700,000.00	48,600,000.00	43,900,000.00	
26001001	MINISTRY OF JUSTICE		44,103,000.00	63,488,000.00	19,385,000.00	
26001002	PERORAGATIVE OF MERCY		5,900,000.00	11,900,000.00	6,000,000.00	
26001003	RENT TRIBUNAL		1,200,000.00	1,200,000.00	-	
26001004	SANITATION COURT		1,800,000.00	1,800,000.00	-	
26001005	REVENUE COURT		240,000.00	480,000.00	240,000.00	
	Total Law and Justice Sector		57,943,000.00	127,468,000.00	69,525,000.00	
	Lis of MDA: Regional Sector					
51021001	MIN. OF INTERGRATED& COMM. RURAL DEV.				-	
	Total Regional Sector		-	-	-	
	List of MDA: Sector Sector					
13001001	MINISTRY OF YOUTH & SOCIAL DEVELOPMENT		33,807,500.00	115,801,000.00	81,993,500.00	
13052001	NYSC FIKA		300,000.00	300,000.00	-	
14001001	MINISTRY OF WOMEN AFFAIRS		6,000,000.00	122,000,000.00	116,000,000.00	
17001001	MINISTRY OF EDUCATION		1,263,992,762.50	1,533,494,000.00	269,501,237.50	
17001002	FRENCH AND KANURI CENTRE		300,000.00	300,000.00	-	
17001003	REMEDIAL PROGRAMME		450,000.00	450,000.00	-	

6	Overhead Costs	Ref.Note	Actual	Total Budget	Variance	Remarks
17030001	ZONAL INSPECTORATE		900,000.00	900,000.00	-	
17064001	EDUCATION RESOURCE CENTRE		1,500,000.00	1,800,000.00	300,000.00	
21001001	MINISTRY OF HEALTH		319,728,985.93	400,000,000.00	80,271,014.07	
21001002	EPIDEMIOLOGICAL UNIT EPI		600,000.00	600,000.00	-	
21001003	NPI UNIT		600,000.00	600,000.00	-	
21107001	FAMILY SUPPORT MCHC		1,500,000.00	1,500,000.00	-	
35001001	MINISTRY OF ENVIRONMENT		86,200,000.00	178,000,000.00	91,800,000.00	
	Total Social Sector		1,715,879,248.43	2,355,745,000.00	639,865,751.57	
	Total Overhead Cost		11,498,872,904.60	13,351,345,000.00	1,852,472,095.40	

7	Consolidated Revenue Fund Charges (Incl. Service Wide Votes)	Ref.Note	Actual	Total Budget	Variance	Remarks
21010004	NHIS		-	150,000,000.00	150,000,000.00	
21020101	Non Regular Allowances (Ulamas)		-	5,000,000.00	5,000,000.00	
22010101	Gratuity		1,604,866,594.80	1,605,000,000.00	133,405.20	
22010102	Pension		2,320,318,206.69	2,320,513,000.00	194,793.31	
22010103	Death Benefits		614,572,325.77	615,000,000.00	427,674.23	
22021007	Welfare Packages (Asst to Emirate Council)		4,826,375.00	5,000,000.00	173,625.00	
22021026	Local Government Share of Revenue (10%)		-	50,000,000.00	50,000,000.00	
22030106	Motor Vehicle Advance		33,152,259.00	60,000,000.00	26,847,741.00	
22030107	Furnishing Advances		146,524,500.00	150,000,000.00	3,475,500.00	
	Total Consolidated Revenue Fund Charges		4,724,260,261.26	4,960,513,000.00	236,252,738.74	

8	Subventions to Parastatals (According to Sectors-List)	Ref.Note	Actual	Total Budget	Variance	Remarks
	List of MDA: Administrative Sector					
11005001	SUSTAINABLE DEVELOPMENT GOALS (SDG)		64,059,277.60	71,700,000.00	7,640,722.40	
11008001	STATE EMERGENCY RELIEF AGENCY		805,434,327.75	907,350,000.00	101,915,672.25	
11010001	PUBLIC PROCUREMENT BUREAU		33,952,000.00	60,200,000.00	26,248,000.00	
11033001	YOSACA		24,568,000.00	99,200,000.00	74,632,000.00	
11035001	LOCAL GOVERNMENT PENSION BOARD		900,000.00	900,000.00	-	
11037001	PILGRIMS WELFARE COMMISSION		1,800,000.00	6,000,000.00	4,200,000.00	
11037002	HAJJ OPERATIONS		343,469,966.36	353,533,000.00		

8	Subventions to Parastatals (According to Sectors-List)	Ref.Note	Actual	Total Budget	Variance	Remarks
17066001	CABS POTISKUM		3,000,000.00	30,000,000.00	27,000,000.00	
23003001	YOBE TELEVISION (YTV)		10,807,000.00	22,500,000.00	11,693,000.00	
23004001	YOBE BROADCASTING CORPORATION		7,441,500.00	32,373,000.00	24,931,500.00	
23013001	PRINTING CORPORATION		2,100,000.00	8,149,000.00	6,049,000.00	
23057001	COUNCIL FOR ARTS & CULTURE		2,250,000.00	7,642,000.00	5,392,000.00	
24007001	FIRE SERVICE		10,018,000.00	19,550,000.00	9,532,000.00	
62001002	YOBE MOSQUE AND ISLAMIC CENTRE		54,600,000.00	54,600,000.00	-	
	Total Administrative Sector		1,364,400,071.71	1,673,697,000.00	309,296,928.29	
	List of MDA: Economic Sector					
15001002	MODERN ABATTOIR		300,000.00	600,000.00	300,000.00	
15001003	PILOT LIVESTOCK		17,000,000.00	104,000,000.00	87,000,000.00	
15102001	AGRICULTURAL DEV. PROGRAMME		15,500,000.00	22,105,000.00	6,605,000.00	
15110001	FERTILIZER BLENDING PLANT		2,100,000.00	4,500,000.00	2,400,000.00	
17067001	COLLEGE OF AGRIC GUJBA		6,175,000.00	31,550,000.00	25,375,000.00	
20001002	STATE TENDERS BOARD				-	
20008001	BOARD OF INTERNAL REVENUE		91,490,239.04	144,805,000.00	53,314,760.96	
22051001	SMALL SCALE INDUSTRIES		2,100,000.00	6,600,000.00	4,500,000.00	
34001002	RURAL ELECTRIFICATION BOARD		172,260,000.00	172,400,000.00	140,000.00	
50001001	FISCAL RESPONSIBILITY BOARD		26,600,000.00	57,200,000.00	30,600,000.00	
52102001	WATER CORPORATION		23,997,000.00	29,750,000.00	5,753,000.00	
52103001	RURAL WATER SUPPLY & SANITATION AGENCY		2,700,000.00	11,510,000.00	8,810,000.00	
53010001	HOUSING & PROPERTY DEV.		2,100,000.00	12,100,000.00	10,000,000.00	
	Total Economic Sector		362,322,239.04	597,120,000.00	234,797,760.96	
	List of MDA: Law and Justice Sector					
17068001	COLLEGE OF LEGAL AND ISLAMIC STUDIES		17,851,000.00	20,000,000.00	2,149,000.00	
26051001	HIGH COURT		92,000,000.00	256,000,000.00	164,000,000.00	
26051002	ADMINSTRATIVE OF JUSTICE COMMITTEE		40,000,000.00	40,000,000.00	-	
26052001	SHARIA COURT DIVISION		5,400,000.00	6,000,000.00	600,000.00	
26053001	SHARIA COURT OF APPEAL		89,000,000.00	238,000,000.00	149,000,000.00	
	Total Law and Justice Sector		244,251,000.00	560,000,000.00	315,749,000.00	
	List of MDA: Sector Sector					
13001002	SPORT COUNCIL		55,440,900.00	64,200,000.00	8,759,100.00	

8	Subventions to Parastatals (According to Sectors-List)	Ref.Note	Actual	Total Budget	Variance	Remarks
13001003	YOBE STATE DESERT STAR		61,358,840.00	146,000,000.00	84,641,160.00	
17003001	STATE UNIVERSAL BASIC EDUCATION BOARD		71,280,000.00	83,000,000.00	11,720,000.00	
17008001	LIBRARY BOARD		3,000,000.00	6,900,000.00	3,900,000.00	
17010001	AGENCY FOR MASS EDUCATION		2,400,000.00	2,400,000.00	-	
17018001	STATE POLYTECHNIC GEIDAM		3,000,000.00	20,000,000.00	17,000,000.00	
17021001	YOBE STATE UNIVERSITY		217,123,277.30	270,000,000.00	52,876,722.70	
17031001	ARABIC AND ISLAMIC BOARD		89,257,738.03	156,050,000.00	66,792,261.97	
17054001	TEACHING SERVICE BOARD		94,994,400.00	104,200,000.00	9,205,600.00	
17055001	SCIENCE & TECHNICAL EDUCATION BOARD		43,921,674.50	103,000,000.00	59,078,325.50	
17056001	SCHOLARSHIP BOARD		4,299,000.00	11,000,000.00	6,701,000.00	
17065001	COLLEGE OF EDUCATION GASHUA		3,000,000.00	40,550,000.00	37,550,000.00	
21003001	PRIMARY HEALTH CARE MANAGEMENT BOARD		75,940,000.00	236,000,000.00	160,060,000.00	
21102001	HOSPITAL MANAGEMENT BOARD		59,357,200.00	172,000,000.00	112,642,800.00	
21102002	YOBE STATE UNIVERSITY TEACHING HOSPITAL		104,605,766.26	330,000,000.00	225,394,233.74	
21104001	SCHOOL OF NURSING DAMATURU		16,850,000.00	56,000,000.00	39,150,000.00	
21106001	SCHOOL OF HEALTH TECHNOLOGY NGURU		33,252,000.00	56,000,000.00	22,748,000.00	
35001004	NEAZADP		2,400,000.00	7,370,000.00	4,970,000.00	
35016001	ENVIRONMENT PROTECTION AGENCY		59,350,000.00	103,775,000.00	44,425,000.00	
35057001	AFFORESTATION PROJECT		1,200,000.00	1,200,000.00	-	
	Total Social Sector		1,002,030,796.09	1,969,645,000.00	967,614,203.91	
	Total Subventions to Parastatals		2,973,004,106.84	4,800,462,000.00	1,827,457,893.16	

CAPITAL DEVELOPMENT FUND						
9	Transfer from Consolidated Revenue Fund:	Ref.Note	Actual	Total Budget	Variance	Remarks
	Transfer from Consolidated Revenue Fund		16,000,000,000.00	10,039,971,180.00	(5,960,028,820.00)	
	TOTAL		16,000,000,000.00	10,039,971,180.00	(5,960,028,820.00)	

10	Aids and Grants	Ref.Note	Actual	Total Budget	Variance	Remarks
13020302	Joint Projects (LGCs)		249,500,000.00	2,000,000,000.00	1,750,500,000.00	50% LG Contribution for payment of Scholarship Allowance
13020302	(UBE) Matching Grants			1,287,000,000.00	1,287,000,000.00	
13020302	FGN Grant for SDG		375,000,000.00	1,000,000,000.00	625,000,000.00	Joint contribution by LGCs N125m and the FGN N250m
13020302	ETF Grants				-	
	TOTAL		624,500,000.00	4,287,000,000.00	3,662,500,000.00	
			499,000,000.00			

25	Other Capital Receipt	Ref.Note	Actual	Total Budget	Variance	Remarks
14040101	Debt Relief (Paris Club Debt Forgiveness)		15,506,761,412.44	15,506,761,412.44	-	
14020203	Refund From Federal Govt. Nig. (FGN)			4,000,000,000.00	4,000,000,000.00	
	TOTAL		15,506,761,412.44	19,506,761,412.44	4,000,000,000.00	

11	A - Details of Total Capital Expenditures (According to Sectors)	Ref.Note	Actual	Total Budget	Variance	Include Parastatals Capital Exp in Note 11.B
	List of MDA: Administrative Sector	Ref.Note	Actual	Total Budget	Variance	Remarks
12001001	HOUSE OF ASSEMBLY					
23010105	Purchase Of Motor Vehicles		1,990,000.00	30,500,000.00	28,510,000.00	
23010112	Purchase Of Office Furniture And Fittings		15,581,548.35	20,000,000.00	4,418,451.65	
23010113	Purchase Of Computers		1,925,000.00	29,500,000.00	27,575,000.00	
23010122	Purchase Of Health/ Medical Equipment		-	2,500,000.00	2,500,000.00	
23010123	Purchase Of Fire Fighting Equipment		-	1,000,000.00	1,000,000.00	
23010128	Purchase Of Security Equipments		-	10,000,000.00	10,000,000.00	
23010129	Purchase Of Industrial Equipments		-	2,500,000.00	2,500,000.00	
23010132	Purchase Of Security Equipments		4,845,000.00	8,000,000.00	3,155,000.00	
23020101	Construction/Provison Of Office Buildings		-	15,000,000.00	15,000,000.00	
23020103	Construction/Provison Of Electricity		-	2,000,000.00	2,000,000.00	
23020105	Construction/Provison Of Water Facilities		-	1,000,000.00	1,000,000.00	
23030119	Rehabilitation/Repairs - Air Navigational Equipments		28,100,000.00	40,000,000.00	11,900,000.00	

11	A - Details of Total Capital Expenditures (According to Sectors)					Include Parastatals Capital Exp in Note 11.B
	List of MDA: Administrative Sector	Ref.Note	Actual	Total Budget	Variance	Remarks
23030121	Rehabilitation/Repairs Of Office Buildings		9,794,083.18	10,000,000.00	205,916.82	
	Sub total		62,235,631.53	172,000,000.00	109,764,368.47	
12004001	HOUSE OF ASSEMBLY SERVICE COMMISSION					
23010105	Purchase Of Motor Vehicles		-		-	
23010112	Purchase Of Office Furniture And Fittings		-		-	
	Sub total		-	-	-	
11013001	OFFICE OF THE SECRETARY TO THE STATE GOVERNMENT					
23010105	Purchase Of Motor Vehicles		375,706,750.00	900,000,000.00	524,293,250.00	
23010112	Purchase Of Office Furniture And Fittings		8,766,450.00	10,000,000.00	1,233,550.00	
23010113	Purchase Of Computers		21,341,800.00	30,000,000.00	8,658,200.00	
23010119	Purchase Of Power Generating Set		-	50,000,000.00	50,000,000.00	
23010121	Purchase Of Residential Furniture		120,923,230.62	130,000,000.00	9,076,769.38	
23010128	Purchase Of Security Equipments		9,537,000.00	10,000,000.00	463,000.00	
23020102	Construction/Provison Of Residential Buildings		399,636,750.50	400,000,000.00	363,249.50	
23030101	Rehabilitation/Repairs Of Residential Buidings		531,951,250.09	540,000,000.00	8,048,749.91	
23030102	Rehabilitation/Repairs - Electricity		1,980,000.00	5,000,000.00	3,020,000.00	
23040101	Tree Planting		7,010,000.00	20,000,000.00	12,990,000.00	
23050128	Counterpart Funding		25,000,000.00	190,000,000.00	165,000,000.00	
	Sub total		1,501,853,231.21	2,285,000,000.00	783,146,768.79	
11005001	SUSTAINABLE DEVELOPMENT GOALS (SDG)					
23010122	Purchase Of Health/ Medical Equipment		38,550,999.69	50,000,000.00	11,449,000.31	
23010148	Purchase of School Furniture and Fittings		-	-	-	
23020101	Construction/Provison Of Office Buildings		-	-	-	
23020105	Construction/Provison Of Water Facilities		-	-	-	
23020106	Construction/Provison Of Hospitals/ Health Centers		112,008,374.79	150,000,000.00	37,991,625.21	
23030105	Rehabilitation/Repairs - Hospital/ Health Centers		179,953,950.08	230,000,000.00	50,046,049.92	
23030106	Rehabilitation/Repairs - Public Schools		-	-	-	
23050103	Monitoring And Evaluation		38,231,000.00	70,000,000.00	31,769,000.00	
	Sub total		368,744,324.57	500,000,000.00	131,255,675.43	Joint contribution by the State N125m, LGCs N125m and the FGN

11	A - Details of Total Capital Expenditures (According to Sectors)					Include Parastatals Capital Exp in Note 11.B
	List of MDA: Administrative Sector	Ref.Note	Actual	Total Budget	Variance	Remarks
11010001	PUBLIC PROCUREMENT BUREAU					
23010105	Purchase Of Motor Vehicles		-	30,000,000.00	30,000,000.00	
23010112	Purchase Of Office Furniture And Fittings		14,449,470.00	15,000,000.00	550,530.00	
23010113	Purchase Of Computers		-	5,000,000.00	5,000,000.00	
23050103	Monitoring And Evaluation		39,975,000.00	40,000,000.00	25,000.00	
	Sub total		54,424,470.00	90,000,000.00	35,575,530.00	
25001001	HEAD OF SERVICE					
23010112	Purchase Of Office Furniture And Fittings		192,678,589.64	200,000,000.00	7,321,410.36	
23010113	Purchase Of Computers		6,341,200.00	30,000,000.00	23,658,800.00	
23020101	Construction/Provison Of Office Buildings		137,129,172.15	190,000,000.00	52,870,827.85	
23030121	Rehabilitation/Repairs Of Office Buildings		158,547,509.49	310,000,000.00	151,452,490.51	
	Sub total		494,696,471.28	730,000,000.00	235,303,528.72	
17066001	CABS POTISKUM					
23010113	Purchase Of Computers		-	5,000,000.00	5,000,000.00	
23010122	Purchase Of Health/ Medical Equipment		-	2,000,000.00	2,000,000.00	
23010124	Purchase Of Teaching/Learning Equipment		-	5,000,000.00	5,000,000.00	
23010148	Purchase of School Furniture and Fittings		3,407,250.00	20,000,000.00	16,592,750.00	
23020107	Construction/Provison Of Public Schools		-	120,000,000.00	120,000,000.00	
23030106	Rehabilitation/Repairs - Public Schools		-	8,000,000.00	8,000,000.00	
23050103	Monitoring And Evaluation		-	10,000,000.00	10,000,000.00	
	Sub total		3,407,250.00	170,000,000.00	166,592,750.00	
11033001	YOSACA					
23010122	Purchase Of Health/ Medical Equipment		-	7,000,000.00	7,000,000.00	
23050101	Research And Development		-	2,000,000.00	2,000,000.00	
23050103	Monitoring And Evaluation		-	1,000,000.00	1,000,000.00	
23050128	Counterpart Funding		7,500,000.00	15,000,000.00	7,500,000.00	
	Sub total		7,500,000.00	25,000,000.00	17,500,000.00	
23001001	MINISTRY OF INFORMATION					
23010128	Purchase Of Security Equipments		-	14,000,000.00	14,000,000.00	
23020101	Construction/Provison Of Office Buildings		-	50,000,000.00	50,000,000.00	

11	A - Details of Total Capital Expenditures (According to Sectors)					Include Parastatals Capital Exp in Note 11.B
	List of MDA: Administrative Sector	Ref.Note	Actual	Total Budget	Variance	Remarks
23020118	Construction/Provison Of Infrastructure*		26,197,718.75	150,000,000.00	123,802,281.25	
23030121	Rehabilitation/Repairs Of Office Buildings		2,623,500.00	19,000,000.00	16,376,500.00	
23050101	Research And Development		3,740,000.00	30,000,000.00	26,260,000.00	
23050104	Anniversaries/Celebration		8,242,500.00	30,000,000.00	21,757,500.00	
	Sub total		40,803,718.75	293,000,000.00	252,196,281.25	
23057001	COUNCIL FOR ARTS & CULTURE					
23020119	Construction/Provison Of Recreational Facilities		-	3,000,000.00	3,000,000.00	
23020129	Construction of Mosques and Islamiya		-	35,000,000.00	35,000,000.00	
23030121	Rehabilitation/Repairs Of Office Buildings		1,998,500.00	7,000,000.00	5,001,500.00	
23050104	Anniversaries/Celebration		5,259,000.00	15,000,000.00	9,741,000.00	
	Sub total		7,257,500.00	60,000,000.00	52,742,500.00	
23004001	YOBE BROADCASTING CORPORATION					
23010113	Purchase Of Computers		-	8,000,000.00	8,000,000.00	
23010123	Purchase Of Fire Fighting Equipment		-	3,000,000.00	3,000,000.00	
23010147	Purchase Of Spare Parts And Tools General		12,900,000.00	19,000,000.00	6,100,000.00	
23040101	Tree Planting		-	8,000,000.00	8,000,000.00	
	Sub total		12,900,000.00	38,000,000.00	25,100,000.00	
23003001	YOBE TELEVISION (YTV)					
23010112	Purchase Of Office Furniture And Fittings		-	23,300,000.00	23,300,000.00	
23010113	Purchase Of Computers		5,000,000.00	30,700,000.00	25,700,000.00	
23020103	Construction/Provison Of Electricity		-	20,000,000.00	20,000,000.00	
23030121	Rehabilitation/Repairs Of Office Buildings		-	60,000,000.00	60,000,000.00	
	Sub total		5,000,000.00	134,000,000.00	129,000,000.00	
23013001	PRINTING CORPORATION					
23010113	Purchase Of Computers		-	3,540,000.00	3,540,000.00	
23010115	Purchase Of Photocopying Machines		-	3,500,000.00	3,500,000.00	
23010117	Purchase Of Shredding Machines		-	12,260,000.00	12,260,000.00	
23010118	Purchase Of Scanners		-	1,100,000.00	1,100,000.00	
23010123	Purchase Of Fire Fighting Equipment		-	500,000.00	500,000.00	
23010128	Purchase Of Security Equipments		-	7,000,000.00	7,000,000.00	

11	A - Details of Total Capital Expenditures (According to Sectors)					Include Parastatals Capital Exp in Note 11.B
	List of MDA: Administrative Sector	Ref.Note	Actual	Total Budget	Variance	Remarks
23010129	Purchase Of Industrial Equipments		-	30,700,000.00	30,700,000.00	
	Sub total		-	58,600,000.00	58,600,000.00	
24007001	FIRE SERVICE		-			
23010112	Purchase Of Office Furniture And Fittings		-	10,500,000.00	10,500,000.00	
23010123	Purchase Of Fire Fighting Equipment		15,000,000.00	15,000,000.00	-	
23030121	Rehabilitation/Repairs Of Office Buildings		32,591,096.00	53,500,000.00	20,908,904.00	
	Sub total		47,591,096.00	79,000,000.00	31,408,904.00	
11035001	LOCAL GOVERNMENT PENSION BOARD					
23010112	Purchase Of Office Furniture And Fittings		-	3,000,000.00	3,000,000.00	
23050103	Monitoring And Evaluation		-	2,000,000.00	2,000,000.00	
	Sub total			5,000,000.00	5,000,000.00	
62001001	MINISTRY OF RELIGIOUS AFFAIRS					
23020107	Construction/Provison Of Public Schools		3,117,436.54	10,000,000.00	6,882,563.46	
23030106	Rehabilitation/Repairs - Public Schools		18,239,078.00	25,000,000.00	6,760,922.00	
23050101	Research And Development		8,035,000.00	15,000,000.00	6,965,000.00	
	Sub total		29,391,514.54	50,000,000.00	20,608,485.46	
11037001	PILGRIMS WELFARE COMMISSION					
23010112	Purchase Of Office Furniture And Fittings		4,861,000.00	5,000,000.00	139,000.00	
23010113	Purchase Of Computers		4,916,340.00	5,000,000.00	83,660.00	
23020102	Construction/Provison Of Residential Buildings		28,638,218.40	135,000,000.00	106,361,781.60	
23020105	Construction/Provison Of Water Facilities		702,000.00	2,000,000.00	1,298,000.00	
	Sub total		39,117,558.40	147,000,000.00	107,882,441.60	
40001001	OFFICE OF THE STATE AUDITOR GENERAL					
23010112	Purchase Of Office Furniture And Fittings		3,910,000.00	4,000,000.00	90,000.00	
23010113	Purchase Of Computers		4,471,750.00	5,000,000.00	528,250.00	
23020116	Construction/Provison Of Water-Ways		1,992,256.00	2,000,000.00	7,744.00	
23030121	Rehabilitation/Repairs Of Office Buildings		-	7,000,000.00	7,000,000.00	
23050101	Research And Development		5,997,000.00	6,000,000.00	3,000.00	
23050103	Monitoring And Evaluation		1,920,000.00	6,000,000.00	4,080,000.00	
	Sub total		18,291,006.00	30,000,000.00	11,708,994.00	

11	A - Details of Total Capital Expenditures (According to Sectors)					Include Parastatals Capital Exp in Note 11.B
	List of MDA: Administrative Sector	Ref.Note	Actual	Total Budget	Variance	Remarks
40002001	LOCAL GOVERNMENT AUDIT					
23010112	Purchase Of Office Furniture And Fittings		-	1,000,000.00	1,000,000.00	
23010113	Purchase Of Computers		-	2,000,000.00	2,000,000.00	
23020116	Construction/Provision Of Water-Ways		-	35,000,000.00	35,000,000.00	
	Sub total			38,000,000.00	38,000,000.00	
47001001	CIVIL SERVICE COMMISSION					
23010112	Purchase Of Office Furniture And Fittings		-	7,000,000.00	7,000,000.00	
23010113	Purchase Of Computers		-	2,500,000.00	2,500,000.00	
23010119	Purchase Of Power Generating Set		-	3,500,000.00	3,500,000.00	
23030121	Rehabilitation/Repairs Of Office Buildings		-	7,000,000.00	7,000,000.00	
	Sub total		-	20,000,000.00	20,000,000.00	
47002001	LOCAL GOVERNMENT SERVICE COMMISSION					
23010105	Purchase Of Motor Vehicles		-	10,000,000.00	10,000,000.00	
23010112	Purchase Of Office Furniture And Fittings		-	5,000,000.00	5,000,000.00	
23010113	Purchase Of Computers		3,429,500.00	4,500,000.00	1,070,500.00	
23010115	Purchase Of Photocopying Machines		-	500,000.00	500,000.00	
23030121	Rehabilitation/Repairs Of Office Buildings		-	3,706,000.00	3,706,000.00	
	Sub total		3,429,500.00	23,706,000.00	20,276,500.00	
48001001	STATE INDEPENDENT ELECTION COMMISSION					
23010113	Purchase Of Computers		-	4,000,000.00	4,000,000.00	
23030121	Rehabilitation/Repairs Of Office Buildings		4,972,834.40	5,000,000.00	27,165.60	
23050101	Research And Development		2,273,000.00	10,000,000.00	7,727,000.00	
23050107	Margin For Increases In Cost		-	10,000,000.00	10,000,000.00	
	Sub total		7,245,834.40	29,000,000.00	21,754,165.60	
	Total Administration Sector		2,703,889,106.68	4,977,306,000.00	2,273,416,893.32	

	List of MDA: Economic Sector	Ref.Note	Actual	Total Budget	Variance	Remarks
15001001	MINISTRY OF AGRICULTURE					
23010113	Purchase Of Computers		3,900,000.00	6,000,000.00	2,100,000.00	
23010127	Purchase Of Agricultural Equipment		9,898,700.00	150,000,000.00	140,101,300.00	

11	A - Details of Total Capital Expenditures (According to Sectors)					Include Parastatals Capital Exp in Note 11.B
	List of MDA: Economic Sector	Ref.Note	Actual	Total Budget	Variance	Remarks
23010140	Purchase OF Water Drilling Equipment		-	25,000,000.00	25,000,000.00	
23010147	Purchase Of Spare Parts And Tools General		8,109,000.00	15,000,000.00	6,891,000.00	
23020105	Construction/Provison Of Water Facilities		1,405,550.00	20,000,000.00	18,594,450.00	
23020109	Dairy and Artificial Insemination		-	10,000,000.00	10,000,000.00	
23020113	Construction/Provison Of Agricultural Facilities		42,700,000.00	90,000,000.00	47,300,000.00	
23020124	Construction Markets/ Parks		-	20,000,000.00	20,000,000.00	
23030104	Rehabilitation/Repairs - Water Facilities		53,811,450.00	100,000,000.00	46,188,550.00	
23050104	Anniversaries/Celebration		14,993,000.00	20,000,000.00	5,007,000.00	
23050128	Counterpart Funding		-	-	-	
	Sub total		134,817,700.00	456,000,000.00	321,182,300.00	
15102001	AGRICULTURAL DEV. PROGRAMME					
23010113	Purchase Of Computers		-	2,000,000.00	2,000,000.00	
23010127	Purchase Of Agricultural Equipment		3,750,500.00	20,200,000.00	16,449,500.00	
23010147	Purchase Of Spare Parts And Tools General		14,634,800.00	18,000,000.00	3,365,200.00	
23020128	Construction of Warehouse and shops		-	5,000,000.00	5,000,000.00	
23030121	Rehabilitation/Repairs Of Office Buildings		-	5,000,000.00	5,000,000.00	
23050101	Research And Development		-	5,000,000.00	5,000,000.00	
23050103	Monitoring And Evaluation		-	4,000,000.00	4,000,000.00	
23050128	Counterpart Funding		102,400,000.00	134,800,000.00	32,400,000.00	
	Sub total		120,785,300.00	194,000,000.00	73,214,700.00	
17067001	COLLEGE OF AGRIC GUJBA					
23010107	Purchase Of Trucks		23,121,000.00	30,000,000.00	6,879,000.00	
23010125	Purchase Of Library Books & Equipments		-	5,000,000.00	5,000,000.00	
23010127	Purchase Of Agricultural Equipment		4,905,500.00	20,000,000.00	15,094,500.00	
23010142	Purchase Of Electrical Equipment		-	5,000,000.00	5,000,000.00	
23010143	Purchase of Water Supply Equipment		-	5,000,000.00	5,000,000.00	
23010148	Purchase of School Furniture and Fittings		-	10,000,000.00	10,000,000.00	
23050101	Research And Development		-	10,000,000.00	10,000,000.00	
23050103	Monitoring And Evaluation		14,000,000.00	15,000,000.00	1,000,000.00	
	Sub total		42,026,500.00	100,000,000.00	57,973,500.00	

11	A - Details of Total Capital Expenditures (According to Sectors)					Include Parastatals Capital Exp in Note 11.B
	List of MDA: Economic Sector	Ref.Note	Actual	Total Budget	Variance	Remarks
15110001	FERTILIZER BLENDING PLANT					
23010129	Purchase Of Industrial Equipments		-	15,000,000.00	15,000,000.00	
23030112	Rehabilitation/Repairs - Agricultural Facilities		-	5,000,000.00	5,000,000.00	
	Sub total		-	20,000,000.00	20,000,000.00	
15001002	MODERN ABATTOIR					
23010147	Purchase Of Spare Parts And Tools General		-	2,000,000.00	2,000,000.00	
23030104	Rehabilitation/Repairs - Water Facilities		-	7,000,000.00	7,000,000.00	
23030121	Rehabilitation/Repairs Of Office Buildings		24,514,357.61	26,000,000.00	1,485,642.39	
	Sub total		24,514,357.61	35,000,000.00	10,485,642.39	
15001003	PILOT LIVESTOCK					
23010101	Purchase/Acquisition Of Land		-	8,000,000.00	8,000,000.00	
23010119	Purchase Of Power Generating Set		-	5,000,000.00	5,000,000.00	
23010122	Purchase Of Health/ Medical Equipment		-	60,000,000.00	60,000,000.00	
23010133	Purchase Of Surveying Equipment		-	2,000,000.00	2,000,000.00	
23020105	Construction/Provison Of Water Facilities		-	13,000,000.00	13,000,000.00	
23030121	Rehabilitation/Repairs Of Office Buildings		-	5,000,000.00	5,000,000.00	
23040103	Wildlife Conservation		-	5,000,000.00	5,000,000.00	
23050101	Research And Development		-	2,000,000.00	2,000,000.00	
	Sub total		-	100,000,000.00	100,000,000.00	
15117001	IRRIGATION DEVELOPMENT PROGRAMME					
23020116	Construction/Provision Of Water-Ways		695,255,518.16	1,040,000,000.00	344,744,481.84	
23030115	Rehabilitation/Repairs - Water-Way		33,200,000.00	100,000,000.00	66,800,000.00	
23040105	Water Pollution Prevention & Control		-	130,000,000.00	130,000,000.00	
23050103	Monitoring And Evaluation		-	30,000,000.00	30,000,000.00	
	Sub total		728,455,518.16	1,300,000,000.00	571,544,481.84	
20001001	MINISTRY OF FINANCE					
23010105	Purchase Of Motor Vehicles		-	24,000,000.00	24,000,000.00	
23010112	Purchase Of Office Furniture And Fittings		-	-	-	
23010113	Purchase Of Computers		-	-	-	
23010119	Purchase Of Power Generating Set		-	-	-	

11	A - Details of Total Capital Expenditures (According to Sectors)					Include Parastatals Capital Exp in Note 11.B
	List of MDA: Economic Sector	Ref.Note	Actual	Total Budget	Variance	Remarks
23010123	Purchase Of Fire Fighting Equipment		-	5,000,000.00	5,000,000.00	
23010132	Purchase Of Security Equipments		-	-	-	
23020103	Construction/Provison Of Electricity		62,401,900.00	70,000,000.00	7,598,100.00	
23030121	Rehabilitation/Repairs Of Office Buildings		-	1,000,000.00	1,000,000.00	
23050102	Computer Software Acquisition		32,540,200.51	40,000,000.00	7,459,799.49	36,865,530.01
	Sub total		94,942,100.51	140,000,000.00	45,057,899.49	
20008001	BOARD OF INTERNAL REVENUE					
23010105	Purchase Of Motor Vehicles		-	9,500,000.00	9,500,000.00	
23010112	Purchase Of Office Furniture And Fittings		-	8,000,000.00	8,000,000.00	
23010113	Purchase Of Computers		-	30,000,000.00	30,000,000.00	
23030121	Rehabilitation/Repairs Of Office Buildings		-	30,000,000.00	30,000,000.00	
23050101	Research And Development		-	5,500,000.00	5,500,000.00	
23050103	Monitoring And Evaluation		-	5,000,000.00	5,000,000.00	
	Sub total		-	88,000,000.00	88,000,000.00	
34001001	MINISTRY OF WORKS					
23010112	Purchase Of Office Furniture And Fittings		-	25,000,000.00	25,000,000.00	
23010122	Purchase Of Health/ Medical Equipment		-	3,000,000.00	3,000,000.00	
23010133	Purchase Of Surveying Equipment		-	15,000,000.00	15,000,000.00	
23010145	Purchase of Sanitary Equipment		94,862,042.50	100,000,000.00	5,137,957.50	
23010147	Purchase Of Spare Parts And Tools General		36,574,500.00	50,000,000.00	13,425,500.00	
23020101	Construction/Provison Of Office Buildings		52,024,257.98	71,000,000.00	18,975,742.02	
23020103	Construction/Provison Of Electricity		380,131,964.45	400,000,000.00	19,868,035.55	
23020114	Construction/Provison Of Roads		6,580,300,894.02	6,620,000,000.00	39,699,105.98	
23020116	Construction/Provision Of Water-Ways		26,862,764.37	45,000,000.00	18,137,235.63	
23020117	Construction/Provison Of Air Port/Aerodromes		7,491,846,127.82	7,500,000,000.00	8,153,872.18	
23020128	Construction of Warehouse and shops		-	-	-	
23020129	Construction of Mosques and Islamiya		19,439,000.00	50,000,000.00	30,561,000.00	
23030102	Rehabilitation/Repairs - Electricity		186,696,825.52	200,000,000.00	13,303,174.48	
23030113	Rehabilitation/Repairs - Roads		398,666,128.35	400,000,000.00	1,333,871.65	
23050101	Research And Development		-	3,000,000.00	3,000,000.00	

11	A - Details of Total Capital Expenditures (According to Sectors)					Include Parastatals Capital Exp in Note 11.B
	List of MDA: Economic Sector	Ref.Note	Actual	Total Budget	Variance	Remarks
23050103	Monitoring And Evaluation		-	5,000,000.00	5,000,000.00	
23050124	Advocacy, Enlightenment & Campaign		-	10,000,000.00	10,000,000.00	
	Sub total		15,267,404,505.01	15,497,000,000.00	229,595,494.99	
34001002	RURAL ELECTRIFICATION BOARD					
23010119	Purchase Of Power Generating Set		148,337,250.00	150,000,000.00	1,662,750.00	
23010123	Purchase Of Fire Fighting Equipment		-	2,000,000.00	2,000,000.00	
23020103	Construction/Provison Of Electricity		379,841,080.93	380,000,000.00	158,919.07	
	Sub total		528,178,330.93	532,000,000.00	3,821,669.07	
22001001	MINISTRY OF COMMERCE					
23010105	Purchase Of Motor Vehicles		-	25,000,000.00	25,000,000.00	
23010112	Purchase Of Office Furniture And Fittings		-	10,000,000.00	10,000,000.00	
23010113	Purchase Of Computers		-	2,000,000.00	2,000,000.00	
23010123	Purchase Of Fire Fighting Equipment		-	2,000,000.00	2,000,000.00	
23010129	Purchase Of Industrial Equipments		-	40,000,000.00	40,000,000.00	
23020101	Construction/Provison Of Office Buildings		11,949,955.00	30,000,000.00	18,050,045.00	
23020102	Construction/Provison Of Residential Buildings		-	100,000,000.00	100,000,000.00	
23020119	Construction/Provison Of Recreational Facilities		-	20,000,000.00	20,000,000.00	
23030121	Rehabilitation/Repairs Of Office Buildings		-	10,000,000.00	10,000,000.00	
23050101	Research And Development		-	1,000,000.00	1,000,000.00	
23050103	Monitoring And Evaluation		-	2,000,000.00	2,000,000.00	
23050128	Counterpart Funding		-	50,000,000.00	50,000,000.00	
	Sub total		11,949,955.00	292,000,000.00	280,050,045.00	
22051001	SMALL SCALE INDUSTRIES					
23010112	Purchase Of Office Furniture And Fittings		-	5,500,000.00	5,500,000.00	
23010123	Purchase Of Fire Fighting Equipment		-	500,000.00	500,000.00	
23010147	Purchase Of Spare Parts And Tools General		-	15,000,000.00	15,000,000.00	
23050128	Counterpart Funding		-	20,000,000.00	20,000,000.00	
	Sub total		-	41,000,000.00	41,000,000.00	
22052001	STATE HOTELS					
23010142	Purchase Of Electrical Equipment		-	1,000,000.00	1,000,000.00	

11	A - Details of Total Capital Expenditures (According to Sectors)					Include Parastatals Capital Exp in Note 11.B
	List of MDA: Economic Sector	Ref.Note	Actual	Total Budget	Variance	Remarks
23020116	Construction/Provision Of Water-Ways		-	4,000,000.00	4,000,000.00	
23030101	Rehabilitation/Repairs Of Residential Buidings		12,000,000.00	12,000,000.00	-	
23040101	Tree Planting		-	3,000,000.00	3,000,000.00	
	Sub total		12,000,000.00	20,000,000.00	8,000,000.00	
22018001	YOBE INVESTMENT COMPANY					
23050129	Capitalisation and Sustainability		-	50,000,000.00	50,000,000.00	
	Sub total		-	50,000,000.00	50,000,000.00	
22059001	YOBE MICRO FINANCE BANK					
23050129	Capitalisation and Sustainability		-	40,000,000.00	40,000,000.00	
	Sub total			40,000,000.00	40,000,000.00	
53001001	MINISTRY OF LAND AND HOUSING					
23010101	Purchase/Acquisition Of Land		756,145,261.83	800,000,000.00	43,854,738.17	
23010113	Purchase Of Computers		-	3,000,000.00	3,000,000.00	
23010122	Purchase Of Health/ Medical Equipment		-	60,000,000.00	60,000,000.00	
23010133	Purchase Of Surveying Equipment		2,000,000.00	65,000,000.00	63,000,000.00	
23010147	Purchase Of Spare Parts And Tools General		11,184,000.00	15,000,000.00	3,816,000.00	
23020101	Construction/Provison Of Office Buildings		8,693,221.95	50,000,000.00	41,306,778.05	
23020102	Construction/Provison Of Residential Buildings		-	350,000,000.00	350,000,000.00	
23030101	Rehabilitation/Repairs Of Residential Buidings		-	10,000,000.00	10,000,000.00	
23030121	Rehabilitation/Repairs Of Office Buildings		-	20,000,000.00	20,000,000.00	
23050102	Computer Software Acquisition		-	5,000,000.00	5,000,000.00	
23050103	Monitoring And Evaluation		10,000,000.00	13,000,000.00	3,000,000.00	
23050124	Advocacy, Enlightenment & Campaign		1,400,000.00	5,000,000.00	3,600,000.00	
23110006	Maps Survey and Design		21,974,800.00	40,000,000.00	18,025,200.00	
	Sub total		811,397,283.78	1,436,000,000.00	624,602,716.22	
52001001	MINISTRY OF WATER RESOURCES					
23010122	Purchase Of Health/ Medical Equipment		-	30,000,000.00	30,000,000.00	
23010140	Purchase OF Water Drilling Equipment		-	30,000,000.00	30,000,000.00	
23020101	Construction/Provison Of Office Buildings		-	10,000,000.00	10,000,000.00	
23020105	Construction/Provison Of Water Facilities		108,647,790.00	350,498,000.00	241,850,210.00	

11	A - Details of Total Capital Expenditures (According to Sectors)					Include Parastatals Capital Exp in Note 11.B
	List of MDA: Economic Sector	Ref.Note	Actual	Total Budget	Variance	Remarks
23020116	Construction/Provision Of Water-Ways		-	15,000,000.00	15,000,000.00	
23030104	Rehabilitation/Repairs - Water Facilities		-	18,000,000.00	18,000,000.00	
23040101	Tree Planting		-	18,000,000.00	18,000,000.00	
23050101	Research And Development		-	2,000,000.00	2,000,000.00	
23050128	Counterpart Funding		28,181,818.18	200,502,000.00	172,320,181.82	
	Sub total		136,829,608.18	674,000,000.00	537,170,391.82	
52102001	WATER CORPORATION					
23010113	Purchase Of Computers		-	1,000,000.00	1,000,000.00	
23010114	Purchase Of Computer Printers		-	1,000,000.00	1,000,000.00	
23010115	Purchase Of Photocopying Machines		-	1,000,000.00	1,000,000.00	
23010119	Purchase Of Power Generating Set		14,419,652.00	15,000,000.00	580,348.00	
23010140	Purchase OF Water Drilling Equipment		14,005,000.00	15,000,000.00	995,000.00	
23010142	Purchase Of Electrical Equipment		9,520,000.00	10,000,000.00	480,000.00	
23020105	Construction/Provison Of Water Facilities		23,780,608.00	25,000,000.00	1,219,392.00	
23030102	Rehabilitation/Repairs - Electricity		5,000,000.00	5,000,000.00	-	
23030104	Rehabilitation/Repairs - Water Facilities		60,000,000.00	60,000,000.00	-	
23050103	Monitoring And Evaluation		1,604,000.00	2,000,000.00	396,000.00	
	Sub total		128,329,260.00	135,000,000.00	6,670,740.00	
52103001	RURAL WATER SUPPLY & SANITATION AGENCY					
23010107	Purchase Of Trucks		-	30,000,000.00	30,000,000.00	
23010112	Purchase Of Office Furniture And Fittings		-	2,500,000.00	2,500,000.00	
23010113	Purchase Of Computers		-	1,500,000.00	1,500,000.00	
23010119	Purchase Of Power Generating Set		-	30,000,000.00	30,000,000.00	
23010140	Purchase OF Water Drilling Equipment		-	50,000,000.00	50,000,000.00	
23010143	Purchase of Water Supply Equipment		21,162,450.00	175,000,000.00	153,837,550.00	
23010145	Purchase of Sanitary Equipment		11,810,000.00	25,000,000.00	13,190,000.00	
23010147	Purchase Of Spare Parts And Tools General		-	20,000,000.00	20,000,000.00	
23020101	Construction/Provison Of Office Buildings		-	30,000,000.00	30,000,000.00	
23020105	Construction/Provison Of Water Facilities		51,287,156.00	125,000,000.00	73,712,844.00	
23020118	Construction/Provison Of Infrastructure*		-	100,000,000.00	100,000,000.00	

11	A - Details of Total Capital Expenditures (According to Sectors)					Include Parastatals Capital Exp in Note 11.B
	List of MDA: Economic Sector	Ref.Note	Actual	Total Budget	Variance	Remarks
23030104	Rehabilitation/Repairs - Water Facilities		18,000,000.00	20,000,000.00	2,000,000.00	
23050128	Counterpart Funding		128,435,333.30	500,000,000.00	371,564,666.70	
	Sub total		230,694,939.30	1,109,000,000.00	878,305,060.70	
53010001	HOUSING & PROPERTY DEV.					
23010105	Purchase Of Motor Vehicles		-	15,000,000.00	15,000,000.00	
23020102	Construction/Provison Of Residential Buildings		-	80,000,000.00	80,000,000.00	
	Sub total			95,000,000.00	95,000,000.00	
38001001	MINISTRY OF BUDGET & ECONOMIC PLANNING					
23010105	Purchase Of Motor Vehicles		-	20,000,000.00	20,000,000.00	
23010112	Purchase Of Office Furniture And Fittings		-	10,000,000.00	10,000,000.00	
23010113	Purchase Of Computers		-	5,000,000.00	5,000,000.00	
23010114	Purchase Of Computer Printers		-	2,000,000.00	2,000,000.00	
23030121	Rehabilitation/Repairs Of Office Buildings		-	15,000,000.00	15,000,000.00	
23050101	Research And Development		6,500,000.00	12,000,000.00	5,500,000.00	
23050102	Computer Sorftware Acquisition		-	20,000,000.00	20,000,000.00	
23050103	Monitoring And Evaluation		6,230,000.00	12,000,000.00	5,770,000.00	
23050128	Counterpart Funding		20,000,000.00	325,000,000.00	305,000,000.00	
	Sub total		32,730,000.00	421,000,000.00	388,270,000.00	
50001001	FISCAL RESPONSIBILITY BOARD					
23010105	Purchase Of Motor Vehicles		-	6,000,000.00	6,000,000.00	
23010112	Purchase Of Office Furniture And Fittings		-	4,000,000.00	4,000,000.00	
23010113	Purchase Of Computers		6,250,000.00	8,000,000.00	1,750,000.00	
23050103	Monitoring And Evaluation		36,000,000.00	42,000,000.00	6,000,000.00	
	Sub total		42,250,000.00	60,000,000.00	17,750,000.00	
	Total Economic Sector		18,347,305,358.48	22,835,000,000.00	4,487,694,641.52	

	List of MDA: Law and Justice Sector	Ref.Note	Actual	Total Budget	Variance	Remarks
26001001	MINISTRY OF JUSTICE					
23010105	Purchase Of Motor Vehicles		-	2,000,000.00	2,000,000.00	
23010112	Purchase Of Office Furniture And Fittings		3,117,450.00	5,000,000.00	1,882,550.00	

11	A - Details of Total Capital Expenditures (According to Sectors)					Include Parastatals Capital Exp in Note 11.B
	List of MDA: Law and Justice Sector	Ref.Note	Actual	Total Budget	Variance	Remarks
23010113	Purchase Of Computers		-	3,000,000.00	3,000,000.00	
23020101	Construction/Provison Of Office Buildings		-	10,000,000.00	10,000,000.00	
23020102	Construction/Provison Of Residential Buildings		-	50,000,000.00	50,000,000.00	
23030123	Rehabilitation/Repairs Of Traffic/ Street Lights		25,251,304.47	40,000,000.00	14,748,695.53	
23050128	Counterpart Funding		-	5,000,000.00	5,000,000.00	
	Sub total		28,368,754.47	115,000,000.00	86,631,245.53	
26001002	PERORAGATIVE OF MERCY					
23010112	Purchase Of Office Furniture And Fittings		-	1,000,000.00	1,000,000.00	
23010124	Purchase Of Teaching/Learning Equipment		-	5,000,000.00	5,000,000.00	
	Sub total		-	6,000,000.00	6,000,000.00	
26051001	HIGH COURT					
23010105	Purchase Of Motor Vehicles		35,000,000.00	37,000,000.00	2,000,000.00	
23010112	Purchase Of Office Furniture And Fittings		30,000,000.00	30,000,000.00	-	
23010113	Purchase Of Computers		5,000,000.00	5,000,000.00	-	
23010119	Purchase Of Power Generating Set		12,000,000.00	15,000,000.00	3,000,000.00	
23020101	Construction/Provison Of Office Buildings		30,000,000.00	100,000,000.00	70,000,000.00	
23020102	Construction/Provison Of Residential Buildings		-	10,000,000.00	10,000,000.00	
23020105	Construction/Provison Of Water Facilities		6,000,000.00	15,000,000.00	9,000,000.00	
23030121	Rehabilitation/Repairs Of Office Buildings		70,000,000.00	70,000,000.00	-	
23040101	Tree Planting		4,000,000.00	5,000,000.00	1,000,000.00	
23050103	Monitoring And Evaluation		8,000,000.00	13,000,000.00	5,000,000.00	
	Sub total		200,000,000.00	300,000,000.00	100,000,000.00	
26053001	SHARIA COURT OF APPEAL					
23010105	Purchase Of Motor Vehicles		10,000,000.00	30,000,000.00	20,000,000.00	
23010112	Purchase Of Office Furniture And Fittings		-	20,000,000.00	20,000,000.00	
23010113	Purchase Of Computers		-	5,000,000.00	5,000,000.00	
23010114	Purchase Of Computer Printers		-	4,000,000.00	4,000,000.00	
23010115	Purchase Of Photocopying Machines		-	3,000,000.00	3,000,000.00	
23010119	Purchase Of Power Generating Set		-	3,000,000.00	3,000,000.00	
23010121	Purchase Of Residential Furniture		-	10,000,000.00	10,000,000.00	

11	A - Details of Total Capital Expenditures (According to Sectors)					Include Parastatals Capital Exp in Note 11.B
	List of MDA: Law and Justice Sector	Ref.Note	Actual	Total Budget	Variance	Remarks
23010125	Purchase Of Library Books & Equipments		-	5,000,000.00	5,000,000.00	
23020101	Construction/Provison Of Office Buildings		50,000,000.00	50,000,000.00	-	
23020102	Construction/Provison Of Residential Buildings		40,000,000.00	40,000,000.00	-	
23030101	Rehabilitation/Repairs Of Residential Buidings		10,000,000.00	25,000,000.00	15,000,000.00	
23030121	Rehabilitation/Repairs Of Office Buildings		90,000,000.00	90,000,000.00	-	
23040101	Tree Planting		-	5,000,000.00	5,000,000.00	
23050103	Monitoring And Evaluation		-	10,000,000.00	10,000,000.00	
	Sub total		200,000,000.00	300,000,000.00	100,000,000.00	
18011001	JUDICIAL SERVICE COMMISSION					
23010113	Purchase Of Computers		-	10,000,000.00	10,000,000.00	
23010123	Purchase Of Fire Fighting Equipment		-	2,000,000.00	2,000,000.00	
23040101	Tree Planting		-	6,000,000.00	6,000,000.00	
	Sub total		-	18,000,000.00	18,000,000.00	
17068001	COLLEGE OF LEGAL AND ISLAMIC STUDIES					
23010103	Purchase Of Residential Buildings		1,322,333.00	50,000,000.00	48,677,667.00	
23010113	Purchase Of Computers		-	20,000,000.00	20,000,000.00	
23010114	Purchase Of Computer Printers		-	5,000,000.00	5,000,000.00	
23010122	Purchase Of Health/ Medical Equipment		18,818,315.75	25,000,000.00	6,181,684.25	
23010124	Purchase Of Teaching/Learning Equipment		-	10,000,000.00	10,000,000.00	
23010125	Purchase Of Library Books & Equipments		10,132,939.25	20,000,000.00	9,867,060.75	
23010148	Purchase of School Furniture and Fittings		-	28,000,000.00	28,000,000.00	
23020106	Construction/Provison Of Hospitals/ Health Centers		-	2,000,000.00	2,000,000.00	
23030121	Rehabilitation/Repairs Of Office Buildings		33,801,000.00	40,000,000.00	6,199,000.00	
	Sub total		64,074,588.00	200,000,000.00	135,925,412.00	
	Total Law and Justice Sector		492,443,342.47	939,000,000.00	446,556,657.53	

	List of MDA: Regional Sector	Ref.Note	Actual	Total Budget	Variance	Remarks
--	-------------------------------------	-----------------	---------------	---------------------	-----------------	----------------

11	A - Details of Total Capital Expenditures (According to Sectors)					Include Parastatals Capital Exp in Note 11.B
	List of MDA: Social Sector	Ref.Note	Actual	Total Budget	Variance	Remarks
17001001	MINISTRY OF EDUCATION					
23010112	Purchase Of Office Furniture And Fittings		-	30,000,000.00	30,000,000.00	
23010113	Purchase Of Computers		-	5,000,000.00	5,000,000.00	
23010120	Purchase Of Canteen/Kitchen Equipment		-	20,000,000.00	20,000,000.00	
23010122	Purchase Of Health/ Medical Equipment		-	60,000,000.00	60,000,000.00	
23010124	Purchase Of Teaching/Learning Equipment		20,482,245.00	50,000,000.00	29,517,755.00	
23010126	Purchase Of Sporting/Gaming Equipments		-	20,000,000.00	20,000,000.00	
23010148	Purchase of School Furniture and Fittings		19,269,705.00	250,000,000.00	230,730,295.00	
23020107	Construction/Provison Of Public Schools		185,359,278.73	700,000,000.00	514,640,721.27	
23030106	Rehabilitation/Repairs - Public Schools		75,387,630.40	1,300,000,000.00	1,224,612,369.60	
23030111	Rehabilitation/Repairs - Sporting Facilities		-	15,000,000.00	15,000,000.00	
23050101	Research And Development		-	5,000,000.00	5,000,000.00	
23050103	Monitoring And Evaluation		-	5,000,000.00	5,000,000.00	
23050128	Counterpart Funding		-	10,000,000.00	10,000,000.00	
23050130	Registration and Exams Fees		951,374,224.99	970,418,000.00	19,043,775.01	
	Sub total		1,251,873,084.12	3,440,418,000.00	2,188,544,915.88	
17008001	LIBRARY BOARD					
23030113	Rehabilitation/Repairs - Roads		-	40,000,000.00	40,000,000.00	
23030121	Rehabilitation/Repairs Of Office Buildings		1,164,976.79	24,000,000.00	22,835,023.21	
	Sub total		1,164,976.79	64,000,000.00	62,835,023.21	
17010001	AGENCY FOR MASS EDUCATION					
23010105	Purchase Of Motor Vehicles		-	1,500,000.00	1,500,000.00	
23010112	Purchase Of Office Furniture And Fittings		-	3,000,000.00	3,000,000.00	
23010124	Purchase Of Teaching/Learning Equipment		-	9,000,000.00	9,000,000.00	
23020101	Construction/Provison Of Office Buildings		-	2,000,000.00	2,000,000.00	
23020107	Construction/Provison Of Public Schools		-	5,000,000.00	5,000,000.00	
23050101	Research And Development		-	500,000.00	500,000.00	
23050128	Counterpart Funding		-	1,500,000.00	1,500,000.00	
	Sub total		-	22,500,000.00	22,500,000.00	
17003001	STATE UNIVERSAL BASIC EDUCATION BOARD					

11	A - Details of Total Capital Expenditures (According to Sectors)					Include Parastatals Capital Exp in Note 11.B
	List of MDA: Social Sector	Ref.Note	Actual	Total Budget	Variance	Remarks
23050101	Research And Development		-	8,000,000.00	8,000,000.00	
23050103	Monitoring And Evaluation		3,790,000.00	10,000,000.00	6,210,000.00	
23050128	Counterpart Funding		816,857,762.81	1,287,000,000.00	470,142,237.19	50% State counterpart fund for 2017
	Sub total		820,647,762.81	1,305,000,000.00	484,352,237.19	
17031001	ARABIC AND ISLAMIC BOARD					
23030121	Rehabilitation/Repairs Of Office Buildings		-	4,000,000.00	4,000,000.00	
23050103	Monitoring And Evaluation		-	6,000,000.00	6,000,000.00	
	Sub total		-	10,000,000.00	10,000,000.00	
17054001	TEACHING SERVICE BOARD					
23010112	Purchase Of Office Furniture And Fittings		-	10,000,000.00	10,000,000.00	
23010113	Purchase Of Computers		-	12,500,000.00	12,500,000.00	
23010119	Purchase Of Power Generating Set		-	4,500,000.00	4,500,000.00	
23010124	Purchase Of Teaching/Learning Equipment		14,284,000.00	20,000,000.00	5,716,000.00	
23030121	Rehabilitation/Repairs Of Office Buildings		-	10,000,000.00	10,000,000.00	
23050103	Monitoring And Evaluation		-	4,000,000.00	4,000,000.00	
23050130	Registration and Exams Fees		-	10,000,000.00	10,000,000.00	
	Sub total		14,284,000.00	71,000,000.00	56,716,000.00	
17055001	SCIENCE & TECHNICAL EDUCATION BOARD					
23010113	Purchase Of Computers		-	10,000,000.00	10,000,000.00	
23010124	Purchase Of Teaching/Learning Equipment		-	10,000,000.00	10,000,000.00	
23010147	Purchase Of Spare Parts And Tools General		-	6,000,000.00	6,000,000.00	
23030106	Rehabilitation/Repairs - Public Schools		-	35,000,000.00	35,000,000.00	
23050103	Monitoring And Evaluation		1,755,000.00	4,000,000.00	2,245,000.00	
23050130	Registration and Exams Fees		52,401,615.50	75,000,000.00	22,598,384.50	
	Sub total		54,156,615.50	140,000,000.00	85,843,384.50	
17056001	SCHOLARSHIP BOARD					
23010112	Purchase Of Office Furniture And Fittings		-	1,000,000.00	1,000,000.00	
23010113	Purchase Of Computers		-	1,000,000.00	1,000,000.00	

11	A - Details of Total Capital Expenditures (According to Sectors)					Include Parastatals Capital Exp in Note 11.B
	List of MDA: Social Sector	Ref.Note	Actual	Total Budget	Variance	Remarks
23050130	Registration and Exams Fees		599,360,140.23	600,000,000.00	639,859.77	50% contribution N249m made each by the State and LGCs for payment of Scholarship Allowance
	Sub total		599,360,140.23	602,000,000.00	2,639,859.77	
17065001	COLLEGE OF EDUCATION GASHUA					
23010124	Purchase Of Teaching/Learning Equipment		10,000,000.00	10,000,000.00	-	
23010148	Purchase of School Furniture and Fittings		10,258,000.00	20,000,000.00	9,742,000.00	
23020107	Construction/Provison Of Public Schools		14,931,000.00	150,000,000.00	135,069,000.00	
23030101	Rehabilitation/Repairs Of Residential Buidings		-	10,000,000.00	10,000,000.00	
23050103	Monitoring And Evaluation		-	30,000,000.00	30,000,000.00	
	Sub total		35,189,000.00	220,000,000.00	184,811,000.00	
17018001	STATE POLYTECHNIC GEIDAM					
23020101	Construction/Provison Of Office Buildings		-	100,000,000.00	100,000,000.00	
23030101	Rehabilitation/Repairs Of Residential Buidings		-	10,000,000.00	10,000,000.00	
23050103	Monitoring And Evaluation		-	10,000,000.00	10,000,000.00	
	Sub total		-	120,000,000.00	120,000,000.00	
64007001	YOBE STATE UNIVERSITY					
23010105	Purchase Of Motor Vehicles		-	70,000,000.00	70,000,000.00	
23010107	Purchase Of Trucks		-	30,000,000.00	30,000,000.00	
23010119	Purchase Of Power Generating Set		-	45,000,000.00	45,000,000.00	
23010122	Purchase Of Health/ Medical Equipment		-	180,000,000.00	180,000,000.00	
23010148	Purchase of School Furniture and Fittings		27,253,800.00	200,000,000.00	172,746,200.00	
23020101	Construction/Provison Of Office Buildings		102,267,990.43	150,000,000.00	47,732,009.57	
23020103	Construction/Provison Of Electricity		-	95,000,000.00	95,000,000.00	
23020105	Construction/Provison Of Water Facilities		-	70,000,000.00	70,000,000.00	
23020107	Construction/Provison Of Public Schools		725,948,925.79	730,000,000.00	4,051,074.21	
23030121	Rehabilitation/Repairs Of Office Buildings		23,862,885.00	50,000,000.00	26,137,115.00	
	Sub total		879,333,601.22	1,620,000,000.00	740,666,398.78	

11	A - Details of Total Capital Expenditures (According to Sectors)					Include Parastatals Capital Exp in Note 11.B
	List of MDA: Social Sector	Ref.Note	Actual	Total Budget	Variance	Remarks
21001001	MINISTRY OF HEALTH					
23010105	Purchase Of Motor Vehicles		-	80,000,000.00	80,000,000.00	
23010112	Purchase Of Office Furniture And Fittings		-	40,000,000.00	40,000,000.00	
23010113	Purchase Of Computers		-	4,000,000.00	4,000,000.00	
23010122	Purchase Of Health/ Medical Equipment		314,192,661.13	650,000,000.00	335,807,338.87	
23010149	Purchase of Hospital Furniture & Fittings		-	200,000,000.00	200,000,000.00	
23020102	Construction/Provison Of Residential Buildings		2,299,574.01	100,000,000.00	97,700,425.99	
23020106	Construction/Provison Of Hospitals/ Health Centers		18,584,594.49	430,000,000.00	411,415,405.51	
23020107	Construction/Provison Of Public Schools		28,345,392.88	200,000,000.00	171,654,607.12	
23030105	Rehabilitation/Repairs - Hospital/ Health Centers		413,782,951.13	700,000,000.00	286,217,048.87	
23030121	Rehabilitation/Repairs Of Office Buildings		2,829,545.40	200,000,000.00	197,170,454.60	
23050101	Research And Development		17,772,000.00	20,000,000.00	2,228,000.00	
23050103	Monitoring And Evaluation		3,930,000.00	15,000,000.00	11,070,000.00	
23050128	Counterpart Funding		4,325,000.00	50,000,000.00	45,675,000.00	
	Sub total		806,061,719.04	2,689,000,000.00	1,882,938,280.96	
21102001	HOSPITAL MANAGEMENT BOARD					
23010112	Purchase Of Office Furniture And Fittings		-	10,000,000.00	10,000,000.00	
23010113	Purchase Of Computers		-	10,000,000.00	10,000,000.00	
23010149	Purchase of Hospital Furniture & Fittings		9,135,000.00	30,000,000.00	20,865,000.00	
23030101	Rehabilitation/Repairs Of Residential Buidings		-	100,000,000.00	100,000,000.00	
23030105	Rehabilitation/Repairs - Hospital/ Health Centers		2,256,000.00	110,000,000.00	107,744,000.00	
23030121	Rehabilitation/Repairs Of Office Buildings		-	10,000,000.00	10,000,000.00	
23040101	Tree Planting		-	10,000,000.00	10,000,000.00	
23050101	Research And Development		-	10,000,000.00	10,000,000.00	
	Sub total		11,391,000.00	290,000,000.00	278,609,000.00	
21102002	YOBE STATE UNIVERSITY TEACHING HOSPITAL					
23010105	Purchase Of Motor Vehicles		-	120,000,000.00	120,000,000.00	
23010107	Purchase Of Trucks		-	60,000,000.00	60,000,000.00	
23010112	Purchase Of Office Furniture And Fittings		28,806,165.70	100,000,000.00	71,193,834.30	

11	A - Details of Total Capital Expenditures (According to Sectors)					Include Parastatals Capital Exp in Note 11.B
	List of MDA: Social Sector	Ref.Note	Actual	Total Budget	Variance	Remarks
23010113	Purchase Of Computers		13,661,725.00	20,000,000.00	6,338,275.00	
23010114	Purchase Of Computer Printers		-	20,000,000.00	20,000,000.00	
23010118	Purchase Of Scanners		-	20,000,000.00	20,000,000.00	
23010119	Purchase Of Power Generating Set		-	20,000,000.00	20,000,000.00	
23010121	Purchase Of Residential Furniture		-	200,000,000.00	200,000,000.00	
23010122	Purchase Of Health/ Medical Equipment		131,037,604.93	350,000,000.00	218,962,395.07	
23010123	Purchase Of Fire Fighting Equipment		13,354,346.68	25,000,000.00	11,645,653.32	
23010143	Purchase of Water Supply Equipment		1,760,000.00	50,000,000.00	48,240,000.00	
23010149	Purchase of Hospital Furniture & Fittings		29,149,174.25	150,000,000.00	120,850,825.75	
23020102	Construction/Provison Of Residential Buildings		-	400,000,000.00	400,000,000.00	
23020105	Construction/Provison Of Water Facilities		-	50,000,000.00	50,000,000.00	
23020106	Construction/Provison Of Hospitals/ Health Centers		32,332,488.73	400,000,000.00	367,667,511.27	
23020110	Construction / Provision Of Fire Fighting Stations		-	30,000,000.00	30,000,000.00	
23020128	Construction of Warehouse and shops		7,092,700.00	80,000,000.00	72,907,300.00	
23030105	Rehabilitation/Repairs - Hospital/ Health Centers		-	108,000,000.00	108,000,000.00	
	Sub total		257,194,205.29	2,203,000,000.00	1,945,805,794.71	
21104001	SCHOOL OF NURSING DAMATURU					
23010112	Purchase Of Office Furniture And Fittings		-	10,000,000.00	10,000,000.00	
23010113	Purchase Of Computers		-	40,000,000.00	40,000,000.00	
23010122	Purchase Of Health/ Medical Equipment		515,030.50	5,000,000.00	4,484,969.50	
23010125	Purchase Of Library Books & Equipments		8,442,500.00	9,500,000.00	1,057,500.00	
23010148	Purchase of School Furniture and Fittings		2,131,500.00	5,000,000.00	2,868,500.00	
23020107	Construction/Provison Of Public Schools		17,544,661.45	85,000,000.00	67,455,338.55	
23030106	Rehabilitation/Repairs - Public Schools		30,500,000.00	35,500,000.00	5,000,000.00	
23040101	Tree Planting		-	6,000,000.00	6,000,000.00	
23050130	Registration and Exams Fees		3,516,725.00	4,000,000.00	483,275.00	
	Sub total		62,650,416.95	200,000,000.00	137,349,583.05	
21106001	SCHOOL OF HEALTH TECHNOLOGY NGURU					
23010113	Purchase Of Computers		-	4,000,000.00	4,000,000.00	
23010122	Purchase Of Health/ Medical Equipment		5,665,335.50	18,000,000.00	12,334,664.50	

11	A - Details of Total Capital Expenditures (According to Sectors)					Include Parastatals Capital Exp in Note 11.B
	List of MDA: Social Sector	Ref.Note	Actual	Total Budget	Variance	Remarks
23010148	Purchase of School Furniture and Fittings		6,957,500.00	15,000,000.00	8,042,500.00	
23020101	Construction/Provison Of Office Buildings		14,420,854.00	50,000,000.00	35,579,146.00	
23020107	Construction/Provison Of Public Schools		25,430,000.00	150,000,000.00	124,570,000.00	
23020112	Construction/Provison Of Sporting Facilities		3,404,300.00	5,000,000.00	1,595,700.00	
	Sub total		55,877,989.50	242,000,000.00	186,122,010.50	
21003001	PRIMARY HEALTH CARE MANAGEMENT BOARD					
23010113	Purchase Of Computers		-	8,000,000.00	8,000,000.00	
23020101	Construction/Provison Of Office Buildings		-	22,000,000.00	22,000,000.00	
23020106	Construction/Provison Of Hospitals/ Health Centers		-	609,000,000.00	609,000,000.00	
23030105	Rehabilitation/Repairs - Hospital/ Health Centers		3,549,000.00	40,000,000.00	36,451,000.00	
23050101	Research And Development		91,854,911.00	170,000,000.00	78,145,089.00	
23050103	Monitoring And Evaluation		1,442,000.00	5,000,000.00	3,558,000.00	
23050124	Advocacy, Enlightenment & Campaign		12,486,483.00	30,000,000.00	17,513,517.00	
23050128	Counterpart Funding		9,994,000.00	13,000,000.00	3,006,000.00	
	Sub total		119,326,394.00	897,000,000.00	777,673,606.00	
35001001	MINISTRY OF ENVIRONMENT					
23030115	Rehabilitation/Repairs - Water-Way		-	30,000,000.00	30,000,000.00	
23030121	Rehabilitation/Repairs Of Office Buildings		-	30,000,000.00	30,000,000.00	
23040101	Tree Planting		85,911,292.00	180,000,000.00	94,088,708.00	
23040103	Wildlife Conservation		-	10,000,000.00	10,000,000.00	
23040104	Industrial Pollution Prevention & Control		20,000,000.00	60,000,000.00	40,000,000.00	
23040106	Maps, survey/and Dessign		-	30,000,000.00	30,000,000.00	
23050104	Anniversaries/Celebration		6,830,000.00	10,000,000.00	3,170,000.00	
	Sub total		112,741,292.00	350,000,000.00	237,258,708.00	
35057001	AFFORESTATION PROJECT					
23010119	Purchase Of Power Generating Set		-	1,000,000.00	1,000,000.00	
23040101	Tree Planting		2,000,000.00	19,000,000.00	17,000,000.00	
	Sub total		2,000,000.00	20,000,000.00	18,000,000.00	
35001004	NEAZADP					
23020113	Construction/Provison Of Agricultural Facilities		-	10,000,000.00	10,000,000.00	

11	A - Details of Total Capital Expenditures (According to Sectors)					Include Parastatals Capital Exp in Note 11.B
	List of MDA: Social Sector	Ref.Note	Actual	Total Budget	Variance	Remarks
23020116	Construction/Provision Of Water-Ways		-	8,000,000.00	8,000,000.00	
23050103	Monitoring And Evaluation		-	2,000,000.00	2,000,000.00	
	Sub total		-	20,000,000.00	20,000,000.00	
35016001	ENVIRONMENT PROTECTION AGENCY					
23010105	Purchase Of Motor Vehicles		-	140,000,000.00	140,000,000.00	
23010115	Purchase Of Photocopying Machines		5,450,000.00	10,000,000.00	4,550,000.00	
23010141	Purchase of Sanitary Equipment		-	15,000,000.00	15,000,000.00	
23010147	Purchase Of Spare Parts And Tools General		-	5,000,000.00	5,000,000.00	
	Sub total		5,450,000.00	170,000,000.00	164,550,000.00	
14001001	MINISTRY OF WOMEN AFFAIRS					
23010113	Purchase Of Computers		-	5,000,000.00	5,000,000.00	
23010130	Purchase Of Recreational Facilities		-	26,000,000.00	26,000,000.00	
23010148	Purchase of School Furniture and Fittings		2,000,000.00	2,000,000.00	-	
23020101	Construction/Provison Of Office Buildings		-	25,000,000.00	25,000,000.00	
23020129	Construction of Mosques and Islamiya		-	10,000,000.00	10,000,000.00	
23030121	Rehabilitation/Repairs Of Office Buildings		-	70,000,000.00	70,000,000.00	
23050103	Monitoring And Evaluation		-	4,000,000.00	4,000,000.00	
23050104	Anniversaries/Celebration		3,580,000.00	17,000,000.00	13,420,000.00	
23050124	Advocacy, Enlightenment & Campaign		-	5,000,000.00	5,000,000.00	
23050128	Counterpart Funding		-	20,000,000.00	20,000,000.00	
	Sub total		5,580,000.00	184,000,000.00	178,420,000.00	
51001001	MINISTRY FOR LOCAL GOVERNMENT					
23010112	Purchase Of Office Furniture And Fittings		-	5,000,000.00	5,000,000.00	
23020101	Construction/Provison Of Office Buildings		-	15,307,000.00	15,307,000.00	
	Sub total		-	20,307,000.00	20,307,000.00	
13001001	MINISTRY OF YOUTH & SOCIAL DEVELOPMENT					
23010112	Purchase Of Office Furniture And Fittings		-	10,000,000.00	10,000,000.00	
23010113	Purchase Of Computers		-	2,000,000.00	2,000,000.00	
23010126	Purchase Of Sporting/Gaming Equipments		-	30,000,000.00	30,000,000.00	
23020107	Construction/Provison Of Public Schools		-	20,000,000.00	20,000,000.00	

11	A - Details of Total Capital Expenditures (According to Sectors)					Include Parastatals Capital Exp in Note 11.B
	List of MDA: Social Sector	Ref.Note	Actual	Total Budget	Variance	Remarks
23020112	Construction/Provison Of Sporting Facilities		-	55,000,000.00	55,000,000.00	
23030111	Rehabilitation/Repairs - Sporting Facilities		60,870,000.00	65,000,000.00	4,130,000.00	
23030121	Rehabilitation/Repairs Of Office Buildings		-	70,000,000.00	70,000,000.00	
23050101	Research And Development		-	4,000,000.00	4,000,000.00	
23050128	Counterpart Funding		-	21,000,000.00	21,000,000.00	
	Sub total		60,870,000.00	277,000,000.00	216,130,000.00	
	Total Social Sector		5,155,152,197.45	15,177,225,000.00	10,022,072,802.55	
	Total Details of Capital Expenditures		26,698,790,005.08	43,928,531,000.00	17,229,740,994.92	

11	B - Details of Capital Expenditures of Parastatals (Included in 11A`above)					Include Parastatals Capital Exp in Note 11.A
	List of MDA: Administrative Sector	Ref.Note	Actual	Total Budget	Variance	
11005001	SUSTAINABLE DEVELOPMENT GOALS (SDG)					
23010122	Purchase Of Health/ Medical Equipment		38,550,999.69	50,000,000.00	11,449,000.31	
23020106	Construction/Provison Of Hospitals/ Health Centers		112,008,374.79	150,000,000.00	37,991,625.21	
23030105	Rehabilitation/Repairs - Hospital/ Health Centers		179,953,950.08	230,000,000.00	50,046,049.92	
23050103	Monitoring And Evaluation		38,231,000.00	70,000,000.00	31,769,000.00	
	Sub total		368,744,324.57	500,000,000.00	131,255,675.43	
11010001	PUBLIC PROCUREMENT BUREAU					
23010105	Purchase Of Motor Vehicles		-	30,000,000.00	30,000,000.00	
23010112	Purchase Of Office Furniture And Fittings		14,449,470.00	15,000,000.00	550,530.00	
23010113	Purchase Of Computers		-	5,000,000.00	5,000,000.00	
23050103	Monitoring And Evaluation		39,975,000.00	40,000,000.00	25,000.00	
	Sub total		54,424,470.00	90,000,000.00	35,575,530.00	
1501000	FIRE SERVICE					
23010112	Purchase Of Office Furniture And Fittings		-	10,500,000.00	10,500,000.00	
23010123	Purchase Of Fire Fighting Equipment		15,000,000.00	15,000,000.00	-	
23030121	Rehabilitation/Repairs Of Office Buildings		32,591,096.00	53,500,000.00	20,908,904.00	
	Sub total		47,591,096.00	79,000,000.00	31,408,904.00	

11	B - Details of Capital Expenditures of Parastatals (Included in 11A above)					Include Parastatals Capital Exp in Note 11.A
	List of MDA: Administrative Sector	Ref.Note	Actual	Total Budget	Variance	Remarks
64003001	CABS POTISKUM					
23010113	Purchase Of Computers		-	5,000,000.00	5,000,000.00	
23010122	Purchase Of Health/ Medical Equipment		-	2,000,000.00	2,000,000.00	
23010124	Purchase Of Teaching/Learning Equipment		-	5,000,000.00	5,000,000.00	
23010148	Purchase of School Furniture and Fittings		3,407,250.00	20,000,000.00	16,592,750.00	
23020107	Construction/Provison Of Public Schools		-	120,000,000.00	120,000,000.00	
23030106	Rehabilitation/Repairs - Public Schools		-	8,000,000.00	8,000,000.00	
23050103	Monitoring And Evaluation		-	10,000,000.00	10,000,000.00	
	Sub total		3,407,250.00	170,000,000.00	166,592,750.00	
23057001	COUNCIL FOR ARTS & CULTURE					
23020119	Construction/Provison Of Recreational Facilities		-	3,000,000.00	3,000,000.00	
23020129	Construction of Mosques and Islamiya		-	35,000,000.00	35,000,000.00	
23030121	Rehabilitation/Repairs Of Office Buildings		1,998,500.00	7,000,000.00	5,001,500.00	
23050104	Anniversaries/Celebration		5,259,000.00	15,000,000.00	9,741,000.00	
	Sub total		7,257,500.00	60,000,000.00	52,742,500.00	
23004001	YOBE BROADCASTING CORPORATION					
23010113	Purchase Of Computers		-	8,000,000.00	8,000,000.00	
23010123	Purchase Of Fire Fighting Equipment		-	3,000,000.00	3,000,000.00	
23010147	Purchase Of Spare Parts And Tools General		12,900,000.00	19,000,000.00	6,100,000.00	
23040101	Tree Planting		-	8,000,000.00	8,000,000.00	
	Sub total		12,900,000.00	38,000,000.00	25,100,000.00	
23003001	YOBE TELEVISION (YTV)					
23010112	Purchase Of Office Furniture And Fittings		-	23,300,000.00	23,300,000.00	
23010113	Purchase Of Computers		5,000,000.00	30,700,000.00	25,700,000.00	
23020103	Construction/Provison Of Electricity		-	20,000,000.00	20,000,000.00	
23030121	Rehabilitation/Repairs Of Office Buildings		-	60,000,000.00	60,000,000.00	
	Sub total		5,000,000.00	134,000,000.00	129,000,000.00	
23013001	PRINTING CORPORATION					
23010113	Purchase Of Computers		-	3,540,000.00	3,540,000.00	
23010115	Purchase Of Photocopying Machines		-	3,500,000.00	3,500,000.00	

11	B - Details of Capital Expenditures of Parastatals (Included in 11A above)					Include Parastatals Capital Exp in Note 11.A
	List of MDA: Administrative Sector	Ref.Note	Actual	Total Budget	Variance	Remarks
23010117	Purchase Of Shredding Machines		-	12,260,000.00	12,260,000.00	
23010118	Purchase Of Scanners		-	1,100,000.00	1,100,000.00	
23010123	Purchase Of Fire Fighting Equipment		-	500,000.00	500,000.00	
23010128	Purchase Of Security Equipments		-	7,000,000.00	7,000,000.00	
23010129	Purchase Of Industrial Equipments		-	30,700,000.00	30,700,000.00	
	Sub total		-	58,600,000.00	58,600,000.00	
23001002	HISTORY BUREAU					
23020101	Construction of Office Building		-		-	
	Sub total			-	-	
11037001	PILGRIMS WELFARE COMMISSION					
23010112	Purchase Of Office Furniture And Fittings		4,861,000.00	5,000,000.00	139,000.00	
23010113	Purchase Of Computers		4,916,340.00	5,000,000.00	83,660.00	
23020102	Construction/Provison Of Residential Buildings		28,638,218.40	135,000,000.00	106,361,781.60	
23020105	Construction/Provison Of Water Facilities		702,000.00	2,000,000.00	1,298,000.00	
	Sub total		39,117,558.40	147,000,000.00	107,882,441.60	
11035001	LOCAL GOVERNMENT PENSION BOARD					
23010112	Purchase Of Office Furniture And Fittings		-	3,000,000.00	3,000,000.00	
23050103	Monitoring And Evaluation		-	2,000,000.00	2,000,000.00	
	Sub total		-	5,000,000.00	5,000,000.00	
11033001	YOSACA					
23010122	Purchase Of Health/ Medical Equipment		-	7,000,000.00	7,000,000.00	
23050101	Research And Development		-	2,000,000.00	2,000,000.00	
23050103	Monitoring And Evaluation		-	1,000,000.00	1,000,000.00	
23050128	Counterpart Funding		7,500,000.00	15,000,000.00	7,500,000.00	
	Sub total		7,500,000.00	25,000,000.00	17,500,000.00	
	Total Administration Sector		545,942,198.97	1,306,600,000.00	760,657,801.03	

	List of MDA: Economic Sector	Ref.Note	Actual	Total Budget	Variance	Remarks
15102001	AGRICULTURAL DEV. PROGRAMME					
23010113	Purchase Of Computers		-	2,000,000.00	2,000,000.00	

11	B - Details of Capital Expenditures of Parastatals (Included in 11A above)					Include Parastatals Capital Exp in Note 11.A
	List of MDA: Economic Sector	Ref.Note	Actual	Total Budget	Variance	Remarks
23010127	Purchase Of Agricultural Equipment		3,750,500.00	20,200,000.00	16,449,500.00	
23010147	Purchase Of Spare Parts And Tools General		14,634,800.00	18,000,000.00	3,365,200.00	
23020128	Construction of Warehouse and shops		-	5,000,000.00	5,000,000.00	
23030121	Rehabilitation/Repairs Of Office Buildings		-	5,000,000.00	5,000,000.00	
23050101	Research And Development		-	5,000,000.00	5,000,000.00	
23050103	Monitoring And Evaluation		-	4,000,000.00	4,000,000.00	
23050128	Counterpart Funding		102,400,000.00	134,800,000.00	32,400,000.00	
	Sub total		120,785,300.00	194,000,000.00	73,214,700.00	
64004001	COLLEGE OF AGRIC GUJBA					
23010107	Purchase Of Trucks		23,121,000.00	30,000,000.00	6,879,000.00	
23010125	Purchase Of Library Books & Equipments		-	5,000,000.00	5,000,000.00	
23010127	Purchase Of Agricultural Equipment		4,905,500.00	20,000,000.00	15,094,500.00	
23010142	Purchase Of Electrical Equipment		-	5,000,000.00	5,000,000.00	
23010143	Purchase of Water Supply Equipment		-	5,000,000.00	5,000,000.00	
23010148	Purchase of School Furniture and Fittings		-	10,000,000.00	10,000,000.00	
23050101	Research And Development		-	10,000,000.00	10,000,000.00	
23050103	Monitoring And Evaluation		14,000,000.00	15,000,000.00	1,000,000.00	
	Sub total		42,026,500.00	100,000,000.00	57,973,500.00	
15110001	FERTILIZER BLENDING PLANT					
23010129	Purchase Of Industrial Equipments		-	15,000,000.00	15,000,000.00	
23030112	Rehabilitation/Repairs - Agricultural Facilities		-	5,000,000.00	5,000,000.00	
	Sub total		-	20,000,000.00	20,000,000.00	
63002001	MODERN ABATTOIR					
23010147	Purchase Of Spare Parts And Tools General		-	2,000,000.00	2,000,000.00	
23030104	Rehabilitation/Repairs - Water Facilities		-	7,000,000.00	7,000,000.00	
23030121	Rehabilitation/Repairs Of Office Buildings		24,514,357.61	26,000,000.00	1,485,642.39	
	Sub total		24,514,357.61	35,000,000.00	10,485,642.39	
63003001	PILOT LIVESTOCK					
23010101	Purchase/Acquisition Of Land		-	8,000,000.00	8,000,000.00	
23010119	Purchase Of Power Generating Set		-	5,000,000.00	5,000,000.00	

11	B - Details of Capital Expenditures of Parastatals (Included in 11A above)					Include Parastatals Capital Exp in Note 11.A
	List of MDA: Economic Sector	Ref.Note	Actual	Total Budget	Variance	Remarks
23010122	Purchase Of Health/ Medical Equipment		-	60,000,000.00	60,000,000.00	
23010133	Purchase Of Surveying Equipment		-	2,000,000.00	2,000,000.00	
23020105	Construction/Provison Of Water Facilities		-	13,000,000.00	13,000,000.00	
23030121	Rehabilitation/Repairs Of Office Buildings		-	5,000,000.00	5,000,000.00	
23040103	Wildlife Conservation		-	5,000,000.00	5,000,000.00	
23050101	Research And Development		-	2,000,000.00	2,000,000.00	
	Sub total		-	100,000,000.00	100,000,000.00	
20008001	BOARD OF INTERNAL REVENUE					
23010105	Purchase Of Motor Vehicles		-	9,500,000.00	9,500,000.00	
23010112	Purchase Of Office Furniture And Fittings		-	8,000,000.00	8,000,000.00	
23010113	Purchase Of Computers		-	30,000,000.00	30,000,000.00	
23030121	Rehabilitation/Repairs Of Office Buildings		-	30,000,000.00	30,000,000.00	
23050101	Research And Development		-	5,500,000.00	5,500,000.00	
23050103	Monitoring And Evaluation		-	5,000,000.00	5,000,000.00	
	Sub total		-	88,000,000.00	88,000,000.00	
31003001	RURAL ELECTRIFICATION BOARD					
23010119	Purchase Of Power Generating Set		148,337,250.00	150,000,000.00	1,662,750.00	
23010123	Purchase Of Fire Fighting Equipment		-	2,000,000.00	2,000,000.00	
23020103	Construction/Provison Of Electricity		379,841,080.93	380,000,000.00	158,919.07	
	Sub total		528,178,330.93	532,000,000.00	3,821,669.07	
22051001	SMALL SCALE INDUSTRIES					
23010112	Purchase Of Office Furniture And Fittings		-	5,500,000.00	5,500,000.00	
23010123	Purchase Of Fire Fighting Equipment		-	500,000.00	500,000.00	
23010147	Purchase Of Spare Parts And Tools General		-	15,000,000.00	15,000,000.00	
23050128	Counterpart Funding		-	20,000,000.00	20,000,000.00	
	Sub total		-	41,000,000.00	41,000,000.00	
22052001	STATE HOTELS					
23010142	Purchase Of Electrical Equipment		-	1,000,000.00	1,000,000.00	
23020116	Construction/Provision Of Water-Ways		-	4,000,000.00	4,000,000.00	
23030101	Rehabilitation/Repairs Of Residential Buidings		12,000,000.00	12,000,000.00	-	

11	B - Details of Capital Expenditures of Parastatals (Included in 11A`above)					Include Parastatals Capital Exp in Note 11.A
	List of MDA: Economic Sector	Ref.Note	Actual	Total Budget	Variance	Remarks
23040101	Tree Planting		-	3,000,000.00	3,000,000.00	
	Sub total		12,000,000.00	20,000,000.00	8,000,000.00	
22018001	YOBE INVESTMENT COMPANY					
23050129	Capitalisation and Sustainability		-	50,000,000.00	50,000,000.00	
	Sub total		-	50,000,000.00	50,000,000.00	
22059001	YOBE MICRO FINANCE BANK					
23050129	Capitalisation and Sustainability		-	40,000,000.00	40,000,000.00	
	Sub total		-	40,000,000.00	40,000,000.00	
52102001	WATER CORPORATION					
23010113	Purchase Of Computers		-	1,000,000.00	1,000,000.00	
23010114	Purchase Of Computer Printers		-	1,000,000.00	1,000,000.00	
23010115	Purchase Of Photocopying Machines		-	1,000,000.00	1,000,000.00	
23010119	Purchase Of Power Generating Set		14,419,652.00	15,000,000.00	580,348.00	
23010140	Purchase OF Water Drilling Equipment		14,005,000.00	15,000,000.00	995,000.00	
23010142	Purchase Of Electrical Equipment		9,520,000.00	10,000,000.00	480,000.00	
23020105	Construction/Provison Of Water Facilities		23,780,608.00	25,000,000.00	1,219,392.00	
23030102	Rehabilitation/Repairs - Electricity		5,000,000.00	5,000,000.00	-	
23030104	Rehabilitation/Repairs - Water Facilities		60,000,000.00	60,000,000.00	-	
23050103	Monitoring And Evaluation		1,604,000.00	2,000,000.00	396,000.00	
	Sub total		128,329,260.00	135,000,000.00	6,670,740.00	
52103001	RURAL WATER SUPPLY & SANITATION AGENCY					
23010107	Purchase Of Trucks		-	30,000,000.00	30,000,000.00	
23010112	Purchase Of Office Furniture And Fittings		-	2,500,000.00	2,500,000.00	
23010113	Purchase Of Computers		-	1,500,000.00	1,500,000.00	
23010119	Purchase Of Power Generating Set		-	30,000,000.00	30,000,000.00	
23010140	Purchase OF Water Drilling Equipment		-	50,000,000.00	50,000,000.00	
23010143	Purchase of Water Supply Equipment		21,162,450.00	175,000,000.00	153,837,550.00	
23010145	Purchase of Sanitary Equipment		11,810,000.00	25,000,000.00	13,190,000.00	
23010147	Purchase Of Spare Parts And Tools General		-	20,000,000.00	20,000,000.00	
23020101	Construction/Provison Of Office Buildings		-	30,000,000.00	30,000,000.00	

11	B - Details of Capital Expenditures of Parastatals (Included in 11A` above)					Include Parastatals Capital Exp in Note 11.A
	List of MDA: Economic Sector	Ref.Note	Actual	Total Budget	Variance	Remarks
23020105	Construction/Provison Of Water Facilities		51,287,156.00	125,000,000.00	73,712,844.00	
23020118	Construction/Provison Of Infrastructure*		-	100,000,000.00	100,000,000.00	
23030104	Rehabilitation/Repairs - Water Facilities		18,000,000.00	20,000,000.00	2,000,000.00	
23050128	Counterpart Funding		128,435,333.30	500,000,000.00	371,564,666.70	
	Sub total		230,694,939.30	1,109,000,000.00	878,305,060.70	
53010001	HOUSING & PROPERTY DEV.					
23010105	Purchase Of Motor Vehicles		-	15,000,000.00	15,000,000.00	
23020102	Construction/Provison Of Residential Buildings		-	80,000,000.00	80,000,000.00	
	Sub total		-	95,000,000.00	95,000,000.00	
50001001	FISCAL RESPONSIBILITY BOARD					
23010105	Purchase Of Motor Vehicles		-	6,000,000.00	6,000,000.00	
23010112	Purchase Of Office Furniture And Fittings		-	4,000,000.00	4,000,000.00	
23010113	Purchase Of Computers		6,250,000.00	8,000,000.00	1,750,000.00	
23050103	Monitoring And Evaluation		36,000,000.00	42,000,000.00	6,000,000.00	
	Sub total		42,250,000.00	60,000,000.00	17,750,000.00	
	Total Economic Sector		1,128,778,687.84	2,619,000,000.00	1,490,221,312.16	

	List of MDA: Law and Justice Sector	Ref.Note	Actual	Total Budget	Variance	Remarks
26051001	HIGH COURT					
23010105	Purchase Of Motor Vehicles		35,000,000.00	37,000,000.00	2,000,000.00	
23010112	Purchase Of Office Furniture And Fittings		30,000,000.00	30,000,000.00	-	
23010113	Purchase Of Computers		5,000,000.00	5,000,000.00	-	
23010119	Purchase Of Power Generating Set		12,000,000.00	15,000,000.00	3,000,000.00	
23020101	Construction/Provison Of Office Buildings		30,000,000.00	100,000,000.00	70,000,000.00	
23020102	Construction/Provison Of Residential Buildings		-	10,000,000.00	10,000,000.00	
23020105	Construction/Provison Of Water Facilities		6,000,000.00	15,000,000.00	9,000,000.00	
23030121	Rehabilitation/Repairs Of Office Buildings		70,000,000.00	70,000,000.00	-	
23040101	Tree Planting		4,000,000.00	5,000,000.00	1,000,000.00	
23050103	Monitoring And Evaluation		8,000,000.00	13,000,000.00	5,000,000.00	
	Sub total		200,000,000.00	300,000,000.00	100,000,000.00	

11	B - Details of Capital Expenditures of Parastatals (Included in 11A` above)					Include Parastatals Capital Exp in Note 11.A
	List of MDA: Law and Justice Sector	Ref.Note	Actual	Total Budget	Variance	Remarks
26053001	SHARIA COURT OF APPEAL					
23010105	Purchase Of Motor Vehicles		10,000,000.00	30,000,000.00	20,000,000.00	
23010112	Purchase Of Office Furniture And Fittings		-	20,000,000.00	20,000,000.00	
23010113	Purchase Of Computers		-	5,000,000.00	5,000,000.00	
23010114	Purchase Of Computer Printers		-	4,000,000.00	4,000,000.00	
23010115	Purchase Of Photocopying Machines		-	3,000,000.00	3,000,000.00	
23010119	Purchase Of Power Generating Set		-	3,000,000.00	3,000,000.00	
23010121	Purchase Of Residential Furniture		-	10,000,000.00	10,000,000.00	
23010125	Purchase Of Library Books & Equipments		-	5,000,000.00	5,000,000.00	
23020101	Construction/Provison Of Office Buildings		50,000,000.00	50,000,000.00	-	
23020102	Construction/Provison Of Residential Buildings		40,000,000.00	40,000,000.00	-	
23030101	Rehabilitation/Repairs Of Residential Buidings		10,000,000.00	25,000,000.00	15,000,000.00	
23030121	Rehabilitation/Repairs Of Office Buildings		90,000,000.00	90,000,000.00	-	
23040101	Tree Planting		-	5,000,000.00	5,000,000.00	
23050103	Monitoring And Evaluation		-	10,000,000.00	10,000,000.00	
	Sub total		200,000,000.00	300,000,000.00	100,000,000.00	
64005001	COLLEGE OF LEGAL AND ISLAMIC STUDIES					
23010103	Purchase Of Residential Buildings		1,322,333.00	50,000,000.00	48,677,667.00	
23010113	Purchase Of Computers		-	20,000,000.00	20,000,000.00	
23010114	Purchase Of Computer Printers		-	5,000,000.00	5,000,000.00	
23010122	Purchase Of Health/ Medical Equipment		18,818,315.75	25,000,000.00	6,181,684.25	
23010124	Purchase Of Teaching/Learning Equipment		-	10,000,000.00	10,000,000.00	
23010125	Purchase Of Library Books & Equipments		10,132,939.25	20,000,000.00	9,867,060.75	
23010148	Purchase of School Furniture and Fittings		-	28,000,000.00	28,000,000.00	
23020106	Construction/Provison Of Hospitals/ Health Centers		-	2,000,000.00	2,000,000.00	
23030121	Rehabilitation/Repairs Of Office Buildings		33,801,000.00	40,000,000.00	6,199,000.00	
	Sub total		64,074,588.00	200,000,000.00	135,925,412.00	
	Total Law and Justice Sector		464,074,588.00	800,000,000.00	335,925,412.00	
	List of MDA: Regional Sector					

11	B - Details of Capital Expenditures of Parastatals (Included in 11A`above)					Include Parastatals Capital Exp in Note 11.A
	List of MDA: Social Sector	Ref.Note	Actual	Total Budget	Variance	Remarks
17008001	LIBRARY BOARD					
23030113	Rehabilitation/Repairs - Roads		-	40,000,000.00	40,000,000.00	
23030121	Rehabilitation/Repairs Of Office Buildings		1,164,976.79	24,000,000.00	22,835,023.21	
	Sub total		1,164,976.79	64,000,000.00	62,835,023.21	
17010001	AGENCY FOR MASS EDUCATION					
23010105	Purchase Of Motor Vehicles		-	1,500,000.00	1,500,000.00	
23010112	Purchase Of Office Furniture And Fittings		-	3,000,000.00	3,000,000.00	
23010124	Purchase Of Teaching/Learning Equipment		-	9,000,000.00	9,000,000.00	
23020101	Construction/Provison Of Office Buildings		-	2,000,000.00	2,000,000.00	
23020107	Construction/Provison Of Public Schools		-	5,000,000.00	5,000,000.00	
23050101	Research And Development		-	500,000.00	500,000.00	
23050128	Counterpart Funding		-	1,500,000.00	1,500,000.00	
	Sub total		-	22,500,000.00	22,500,000.00	
17003001	STATE UNIVERSAL BASIC EDUCATION BOARD					
23050101	Research And Development		-	8,000,000.00	8,000,000.00	
23050103	Monitoring And Evaluation		3,790,000.00	10,000,000.00	6,210,000.00	
23050128	Counterpart Funding		816,857,762.81	1,287,000,000.00	470,142,237.19	
	Sub total		820,647,762.81	1,305,000,000.00	484,352,237.19	
17031001	ARABIC AND ISLAMIC BOARD					
23030121	Rehabilitation/Repairs Of Office Buildings		-	4,000,000.00	4,000,000.00	
23050103	Monitoring And Evaluation		-	6,000,000.00	6,000,000.00	
	Sub total			10,000,000.00	10,000,000.00	
17054001	TEACHING SERVICE BOARD					
23010112	Purchase Of Office Furniture And Fittings		-	10,000,000.00	10,000,000.00	
23010113	Purchase Of Computers		-	12,500,000.00	12,500,000.00	
23010119	Purchase Of Power Generating Set		-	4,500,000.00	4,500,000.00	
23010124	Purchase Of Teaching/Learning Equipment		14,284,000.00	20,000,000.00	5,716,000.00	
23030121	Rehabilitation/Repairs Of Office Buildings		-	10,000,000.00	10,000,000.00	
23050103	Monitoring And Evaluation		-	4,000,000.00	4,000,000.00	
23050130	Registration and Exams Fees		-	10,000,000.00	10,000,000.00	
	Sub total		14,284,000.00	71,000,000.00	56,716,000.00	

11	B - Details of Capital Expenditures of Parastatals (Included in 11A`above)					Include Parastatals Capital Exp in Note 11.A
	List of MDA: Social Sector	Ref.Note	Actual	Total Budget	Variance	Remarks
17055001	SCIENCE & TECHNICAL EDUCATION BOARD					
23010113	Purchase Of Computers		-	10,000,000.00	10,000,000.00	
23010124	Purchase Of Teaching/Learning Equipment		-	10,000,000.00	10,000,000.00	
23010147	Purchase Of Spare Parts And Tools General		-	6,000,000.00	6,000,000.00	
23030106	Rehabilitation/Repairs - Public Schools		-	35,000,000.00	35,000,000.00	
23050103	Monitoring And Evaluation		1,755,000.00	4,000,000.00	2,245,000.00	
23050130	Registration and Exams Fees		52,401,615.50	75,000,000.00	22,598,384.50	
	Sub total		54,156,615.50	140,000,000.00	85,843,384.50	
17056001	SCHOLARSHIP BOARD					
23010112	Purchase Of Office Furniture And Fittings		-	1,000,000.00	1,000,000.00	
23010113	Purchase Of Computers		-	1,000,000.00	1,000,000.00	
23050130	Registration and Exams Fees		599,360,140.23	600,000,000.00	639,859.77	
	Sub total		599,360,140.23	602,000,000.00	2,639,859.77	
17065001	COLLEGE OF EDUCATION GASHUA					
23010124	Purchase Of Teaching/Learning Equipment		10,000,000.00	10,000,000.00	-	
23010148	Purchase of School Furniture and Fittings		10,258,000.00	20,000,000.00	9,742,000.00	
23020107	Construction/Provison Of Public Schools		14,931,000.00	150,000,000.00	135,069,000.00	
23030101	Rehabilitation/Repairs Of Residential Buidings		-	10,000,000.00	10,000,000.00	
23050103	Monitoring And Evaluation		-	30,000,000.00	30,000,000.00	
	Sub total		35,189,000.00	220,000,000.00	184,811,000.00	
64006001	STATE POLYTECHNIC GEIDAM					
23020101	Construction/Provison Of Office Buildings		-	100,000,000.00	100,000,000.00	
23030101	Rehabilitation/Repairs Of Residential Buidings		-	10,000,000.00	10,000,000.00	
23050103	Monitoring And Evaluation		-	10,000,000.00	10,000,000.00	
	Sub total		-	120,000,000.00	120,000,000.00	
64007001	YOBE STATE UNIVERSITY					
23010105	Purchase Of Motor Vehicles		-	70,000,000.00	70,000,000.00	
23010107	Purchase Of Trucks		-	30,000,000.00	30,000,000.00	
23010119	Purchase Of Power Generating Set		-	45,000,000.00	45,000,000.00	
23010122	Purchase Of Health/ Medical Equipment		-	180,000,000.00	180,000,000.00	

11	B - Details of Capital Expenditures of Parastatals (Included in 11A' above)					Include Parastatals Capital Exp in Note 11.A
	List of MDA: Social Sector	Ref.Note	Actual	Total Budget	Variance	Remarks
23010148	Purchase of School Furniture and Fittings		27,253,800.00	200,000,000.00	172,746,200.00	
23020101	Construction/Provison Of Office Buildings		102,267,990.43	150,000,000.00	47,732,009.57	
23020103	Construction/Provison Of Electricity		-	95,000,000.00	95,000,000.00	
23020105	Construction/Provison Of Water Facilities		-	70,000,000.00	70,000,000.00	
23020107	Construction/Provison Of Public Schools		725,948,925.79	730,000,000.00	4,051,074.21	
23030121	Rehabilitation/Repairs Of Office Buildings		23,862,885.00	50,000,000.00	26,137,115.00	
	Sub total		879,333,601.22	1,620,000,000.00	740,666,398.78	
21102001	HOSPITAL MANAGEMENT BOARD					
23010112	Purchase Of Office Furniture And Fittings		-	10,000,000.00	10,000,000.00	
23010113	Purchase Of Computers		-	10,000,000.00	10,000,000.00	
23010149	Purchase of Hospital Furniture & Fittings		9,135,000.00	30,000,000.00	20,865,000.00	
23030101	Rehabilitation/Repairs Of Residential Buidings		-	100,000,000.00	100,000,000.00	
23030105	Rehabilitation/Repairs - Hospital/ Health Centers		2,256,000.00	110,000,000.00	107,744,000.00	
23030121	Rehabilitation/Repairs Of Office Buildings		-	10,000,000.00	10,000,000.00	
23040101	Tree Planting		-	10,000,000.00	10,000,000.00	
23050101	Research And Development		-	10,000,000.00	10,000,000.00	
	Sub total		11,391,000.00	290,000,000.00	278,609,000.00	
21102002	YOBE STATE UNIVERSITY TEACHING HOSPITAL					
23010105	Purchase Of Motor Vehicles		-	120,000,000.00	120,000,000.00	
23010107	Purchase Of Trucks		-	60,000,000.00	60,000,000.00	
23010112	Purchase Of Office Furniture And Fittings		28,806,165.70	100,000,000.00	71,193,834.30	
23010113	Purchase Of Computers		13,661,725.00	20,000,000.00	6,338,275.00	
23010114	Purchase Of Computer Printers		-	20,000,000.00	20,000,000.00	
23010118	Purchase Of Scanners		-	20,000,000.00	20,000,000.00	
23010119	Purchase Of Power Generating Set		-	20,000,000.00	20,000,000.00	
23010121	Purchase Of Residential Furniture		-	200,000,000.00	200,000,000.00	
23010122	Purchase Of Health/ Medical Equipment		131,037,604.93	350,000,000.00	218,962,395.07	
23010123	Purchase Of Fire Fighting Equipment		13,354,346.68	25,000,000.00	11,645,653.32	
23010143	Purchase of Water Supply Equipment		1,760,000.00	50,000,000.00	48,240,000.00	
23010149	Purchase of Hospital Furniture & Fittings		29,149,174.25	150,000,000.00	120,850,825.75	

11	B - Details of Capital Expenditures of Parastatals (Included in 11A' above)					Include Parastatals Capital Exp in Note 11.A
	List of MDA: Social Sector	Ref.Note	Actual	Total Budget	Variance	Remarks
23020102	Construction/Provison Of Residential Buildings		-	400,000,000.00	400,000,000.00	
23020105	Construction/Provison Of Water Facilities		-	50,000,000.00	50,000,000.00	
23020106	Construction/Provison Of Hospitals/ Health Centers		32,332,488.73	400,000,000.00	367,667,511.27	
23020110	Construction / Provision Of Fire Fighting Stations		-	30,000,000.00	30,000,000.00	
23020128	Construction of Warehouse and shops		7,092,700.00	80,000,000.00	72,907,300.00	
23030105	Rehabilitation/Repairs - Hospital/ Health Centers		-	108,000,000.00	108,000,000.00	
	Sub total		257,194,205.29	2,203,000,000.00	1,945,805,794.71	
21104001	SCHOOL OF NURSING DAMATURU					
23010112	Purchase Of Office Furniture And Fittings		-	10,000,000.00	10,000,000.00	
23010113	Purchase Of Computers		-	40,000,000.00	40,000,000.00	
23010122	Purchase Of Health/ Medical Equipment		515,030.50	5,000,000.00	4,484,969.50	
23010125	Purchase Of Library Books & Equipments		8,442,500.00	9,500,000.00	1,057,500.00	
23010148	Purchase of School Furniture and Fittings		2,131,500.00	5,000,000.00	2,868,500.00	
23020107	Construction/Provison Of Public Schools		17,544,661.45	85,000,000.00	67,455,338.55	
23030106	Rehabilitation/Repairs - Public Schools		30,500,000.00	35,500,000.00	5,000,000.00	
23040101	Tree Planting		-	6,000,000.00	6,000,000.00	
23050130	Registration and Exams Fees		3,516,725.00	4,000,000.00	483,275.00	
	Sub total		62,650,416.95	200,000,000.00	137,349,583.05	
21106001	SCHOOL OF HEALTH TECHNOLOGY NGURU					
23010113	Purchase Of Computers		-	4,000,000.00	4,000,000.00	
23010122	Purchase Of Health/ Medical Equipment		5,665,335.50	18,000,000.00	12,334,664.50	
23010148	Purchase of School Furniture and Fittings		6,957,500.00	15,000,000.00	8,042,500.00	
23020101	Construction/Provison Of Office Buildings		14,420,854.00	50,000,000.00	35,579,146.00	
23020107	Construction/Provison Of Public Schools		25,430,000.00	150,000,000.00	124,570,000.00	
23020112	Construction/Provison Of Sporting Facilities		3,404,300.00	5,000,000.00	1,595,700.00	
	Sub total		55,877,989.50	242,000,000.00	186,122,010.50	
21003001	PRIMARY HEALTH CARE MANAGEMENT BOARD					
23010113	Purchase Of Computers		-	8,000,000.00	8,000,000.00	
23020101	Construction/Provison Of Office Buildings		-	22,000,000.00	22,000,000.00	

11	B - Details of Capital Expenditures of Parastatals (Included in 11A' above)					Include Parastatals Capital Exp in Note 11.A
	List of MDA: Social Sector	Ref.Note	Actual	Total Budget	Variance	Remarks
23020106	Construction/Provison Of Hospitals/ Health Centers		-	609,000,000.00	609,000,000.00	
23030105	Rehabilitation/Repairs - Hospital/ Health Centers		3,549,000.00	40,000,000.00	36,451,000.00	
23050101	Research And Development		91,854,911.00	170,000,000.00	78,145,089.00	
23050103	Monitoring And Evaluation		1,442,000.00	5,000,000.00	3,558,000.00	
23050124	Advocacy, Enlightenment & Campaign		12,486,483.00	30,000,000.00	17,513,517.00	
23050128	Counterpart Funding		9,994,000.00	13,000,000.00	3,006,000.00	
	Sub total		119,326,394.00	897,000,000.00	777,673,606.00	
15109001	AFFORESTATION PROJECT					
23010119	Purchase Of Power Generating Set		-	1,000,000.00	1,000,000.00	
23040101	Tree Planting		2,000,000.00	19,000,000.00	17,000,000.00	
	Sub total		2,000,000.00	20,000,000.00	18,000,000.00	
35001004	NEAZADP					
23020113	Construction/Provison Of Agricultural Facilities		-	10,000,000.00	10,000,000.00	
23020116	Construction/Provision Of Water-Ways		-	8,000,000.00	8,000,000.00	
23050103	Monitoring And Evaluation		-	2,000,000.00	2,000,000.00	
	Sub total		-	20,000,000.00	20,000,000.00	
35016001	ENVIRONMENT PROTECTION AGENCY					
23010105	Purchase Of Motor Vehicles		-	140,000,000.00	140,000,000.00	
23010115	Purchase Of Photocopying Machines		5,450,000.00	10,000,000.00	4,550,000.00	
23010141	Purchase of Sanitary Equipment		-	15,000,000.00	15,000,000.00	
23010147	Purchase Of Spare Parts And Tools General		-	5,000,000.00	5,000,000.00	
	Sub total		5,450,000.00	170,000,000.00	164,550,000.00	
	Total Social Sector		2,918,026,102.29	8,216,500,000.00	5,298,473,897.71	
	Total Details of Capital Expenditures of Parastatals		5,056,821,577.10	12,942,100,000.00	7,885,278,422.90	

13	CLOSING CASH BOOK BALANCE OF TREASURY OFFICE		2018	2017	REMARKS
211	RECURRENT CASH AND BANK BALANCES HQTRS	NOTE	N	N	
005	KEYSTONE BANK YBSG ACCT		1,220,089.46	1,518,539.46	
007	UNITY BANK (IGR ACCT)		16,225,084.94	3,560,539.47	
009	ACCESS BANK VAT ACCT		119,979,553.38	10,048,069.91	
010	ACCESS BANK YOBE STATE IGR		590,853,627.83	-	
011	FIDILITY BANK EXPENDITURE		32,303,250.40	58,384,105.24	
013	UBA BANK SALARY ACCT (OAG)		98,812,911.61	84,301,194.01	
019	SKYE BANK (RECURRENT EXPENDITURE ACCOUNT)		4,354,831.48	4,354,831.48	
028	UBA YBSG EXPT ACCOUNT		503,366.81	1,143,618.80	
035	FCMB (PENSION & GRATUITY)		14,982,026.17	3,669,567.72	
036	FIDILITY BANK (CONTRACT LIABILITY ACCT)		542,354.10	2,498,231.30	
038	UBA VAT ACCOUNT		494,589.03	494,878.58	
040	FIDELITY BANK (STABILIZATION ACCT)		15,650,995.59	8,608,289.09	
041	FIDELITY BANK (STATUTORY ACCT)		15,227,431.90	4,650,153,865.44	
042	FIDELITY BANK (YOBE STATE PUBLIC OFFICE HOLDERS ACCT)		106,863,323.78	36,914,409.00	
045	YOBE STATE STAFF FURNITURE LOAN REVOLVING ACCT		67,342,724.84	90,520,349.31	
046	KEYSTONE BANK (SURE-P ACCOUNT)		5,463.42	7,869.42	
047	ECO BANK FUNE LOCAL GOVT COUNCIL		664,747.40	584,734.44	
048	SKYE BANK KARASUWA LOCAL GOVT COUNCIL		239,622.01	2,693,132.01	
049	SKYE BANK YUNUSARI LOCAL GOVT COUNCIL		3,407,544.73	3,981,394.73	
051	FIDELITY BANK C G S 2009 PROJECT (CONDITIONAL GRANT)		1,148,865.53	3,327,507.22	
052	FIDELITY BANK YOBE STATE CGS 2011 PROJECT A/C		630,667.72	640,689.70	
053	SKYE BANK NANGERE GCS LG SPECIAL PROJEC		264,578.91	1,936,978.91	
054	SKYE BANK GEIDAM GCS LG SPECIAL PROJECT		1,280,798.24	853,348.24	
055	SKYE BANK Bank YUSUFARI GCS LG SPECIAL PROJE		3,724,366.73	3,297,466.87	
056	SKYE BANK Bank TARMUWA GCS LG SPECIAL PROJEC		1,019,355.93	607,555.93	
057	GTB Plc YBSG Stabilisation Account		2,643,324.08	7,272,489.00	
058	Manager Access Bank Plc YBSG Special ECA Account		206,142,829.02	206,142,725.27	
059	Manager Skye Bank YBSG CGS MDG 2015 Project Acct		96,269,133.83	175,000.00	
061	FIDELITY BANK PLC CONSOLIDATED DEBT SERVICE		406,465,264.94	30,599,936.00	
062	FIDELITY BANK PLC BUDGET SUPPORT FACILITY		74,114,901.55	74,115,011.55	
063	FIDELITY BANK PLC SPECIAL AIRPORT ACCOUNT		1,663,148,695.68	3,199,999,892.00	

13	CLOSING CASH BOOK BALANCE OF TREASURY OFFICE		2018	2017	REMARKS
211	RECURRENT CASH AND BANK BALANCES HQTRS	NOTE	N	N	
064	ACCESS BANK CACs ACCOUNT (FERTILIZER)		464,954,250.00	-	
065	ACCESS BANK TSA ACCOUNT		9,914,701,903.12	-	
			13,926,182,474.16	8,492,406,220.10	

14	CLOSING CASH BOOK BALANCE OF MINISTRIES, DEPARTMENTS (BY SECTOR)		2018	2017
	Administrative Sector			
11001001	Government House	0	86,890.71	29,063.20
11001002	Deputy Governor's Office	0	6,340.84	112,507.84
11001003	Special Advisers	0	401,738.03	159,826.53
11013001	Secretary to the State Government	0	15,534,245.63	21,188,457.96
12003001	House of Assembly	0	3,381.95	13,617.95
12004001	House of Assembly Service Commission	0	3,277.86	4,395.86
23001001	Ministry of Home Affairs, Information & Culture	0	2,209,777.02	1,801.46
25001001	Head of Service	0	21,895.27	2,205.10
40001001	State Audit	0	20,140.11	36,759.25
40002001	Local Government Audit Department	0	257,684.23	90,179.80
47001001	Civil Service Commission	0	8,439.00	2,268.00
47002001	Local Government Service Commission	0	744.10	3,631.93
48001001	State Independent Electoral Comm.	0	5,232.00	1,843.00
62001002	Ministry of Religious Affairs	0	0.00	17,641.78
	SUB TOTAL		18,559,786.75	21,664,199.66
	Economic Sector			
15001001	Ministry of Agriculture & Natural Resources	0	454.29	23,651.88
20001001	Ministry of Finance	0	2,229,790.78	8,362.00
20007001	Office of the Accountant General	0	0.00	0.74
22001001	Ministry of Commerce	0	0.00	0.00
34001001	Ministry of Works & Transport	0	13,196.02	6,550.00
38001001	Ministry of Budget & Economic Development	0	4,799.04	7,004.28
52001001	Ministry of Water Resources	0	5,713.25	5,839.25
53001001	Ministry of Land & Housing	0	2,942,000.00	12,739.81
	SUB TOTAL		5,195,953.38	64,147.96

14	CLOSING CASH BOOK BALANCE OF MINISTRIES, DEPARTMENTS (BY SECTOR)		2018	2017
	Law and Justice sector			
26001001	Ministry of Justice	0	750.00	2,834.06
18011001	Judicial Service Commission	0	11,198.35	5,670.35
	SUB TOTAL		11,948.35	8,504.41
	Regional Development sector			
2200000	MINISTRY OF INTEGRATED RURAL DEVELOPMENT			
	SUB TOTAL		0.00	0.00
	Social Service Sector			
13001001	Ministry of Youths Sports & Social Development	0	9,909.50	15,468.50
14001001	Ministry of Women Affairs	0	151,449.00	0.00
17001001	Ministry of Education	0	2,744,169.97	6,358.51
21001001	Ministry of Health & Human Services	0	2,353.14	2,930.64
35001001	Ministry of Environment	0	0.00	695.00
51001001	Ministry for Local Govt. & Chieftaincy Affairs	0	0.00	64,554.61
	SUB-TOTAL		2,907,881.61	90,007.26
	Total Details of Cash Book Balances of MDAs		26,675,570.09	21,826,859.29

15	INVESTMENTS	H	2018	2017	REMARK
	Investments in Quoted Companies		186,370,907.65	179,527,275.70	
	Investments in unquoted Companies		152,670,812.00	152,670,812.00	
	Realizable unquoted Companies Value		77,529,260.00	77,529,260.00	2017 figure was over stated now adjusted
	Total Investments		416,570,979.65	409,727,347.70	

18	Revolving Loan Account		(Other Operating Activities)			
	List the Loans	I	Balance as at 31/12/2018	Additional Loan	Loan Paid Back	31/12/2017
a	CAR LOAN		262,031,789.80	48,000,000.00	108,150,758.48	322,182,548.28
b	FURNITURE LOAN		243,229,756.81	144,150,000.00	127,939,321.74	227,019,078.55
c	HOUSING LOAN (Owerner Occupier)		-	-	-	-
d	KEKE NAPEP LOAN		-	-	-	-
e	SURE P BUS LOAN		-	-	-	-
	Total Revolving Loan		505,261,546.61	192,150,000.00	236,090,080.22	549,201,626.83

19	External Loans					
a	List of External Loans	G	Balance as at 31/12/2018	Additional Loan	Loan Paid Back 31/12/2018	Balance as at 31/12/2017
	Public Debt Services		8,383,377,031.35		415,534,663.05	9,046,866,517.56
Source: DMO Abuja & CBN 31/12/18 N305 @ \$27,486,482 = N8,383,377,031.35						

24	Internal Loans			2018		2017
	List of Internal Loans	G	Balance as at 31/12/2018	Adjustment	Loan Paid Back	Balance as at 31/12/2017
a	Contractors		141,274,853.63		-	141,274,853.63
b	Bailout Facility Principal	K	9,397,167,614.72	13,949,758.01	223,276,439.35	9,634,393,812.08
c	Bailout Facility Interest				856,394,707.74	
d	Budget Support Facility BSF		16,869,000,000.00			16,869,000,000.00
	Total Loans		26,407,442,468.35	13,949,758.01	1,079,671,147.09	26,644,668,665.71

26	CONTINGENT LIABILITIES AS AT YEAR END 2017		Amount 2018	Amount 2017
a	Pension and Gratuity Due		1,365,156,785.03	1,537,223,487.12
b	Outstanding Contractors Liabilities		162,445,156.40	141,274,853.63
	Total Contigent Liabilities		1,527,601,941.43	1,678,498,340.75

**REFERENCE NOTE
GOVERNMENT SHARE OF FAAC (STATUTORY REVENUE)**

MONTH	2018			TOTAL	2017			TOTAL
	NOTE A	NOTE B			NOTE A	NOTE B		
	NET RECEIPT	DEDUCTED AT SOURCE	BAILOUT LOAN		NET RECEIPT	DEDUCTED AT SOURCE	BAILOUT LOAN	
N	N	N	N	N	N	N	N	
JANUARY	3,219,207,855.89	31,564,249.48	89,972,595.59	3,340,744,700.96	1,272,061,300.62	42,704,803.66	89,972,595.59	1,404,738,699.87
FEBRUARY	3,188,790,801.41	33,361,313.62	89,972,595.59	3,312,124,710.62	1,645,878,745.31	33,223,488.06	89,972,595.59	1,769,074,828.96
MARCH	3,297,864,328.58	33,411,095.78	89,972,595.59	3,421,248,019.95	1,438,542,084.96	33,223,488.06	89,972,595.59	1,561,738,168.61
APRIL	2,899,065,158.26	33,411,095.78	89,972,595.59	3,022,448,849.63	1,689,916,085.69	33,223,488.06	89,972,595.59	1,813,112,169.34
MAY	3,546,669,984.25	33,411,095.78	89,972,595.59	3,670,053,675.62	1,529,682,061.92	33,223,488.06	89,972,595.59	1,652,878,145.57
JUNE	3,446,465,632.55	33,411,095.78	89,972,595.59	3,569,849,323.92	1,838,346,803.47	33,223,488.06	89,972,595.59	1,961,542,887.12
JULY	3,591,425,651.15	33,411,095.78	89,972,595.59	3,714,809,342.52	3,527,979,863.95	33,223,488.06	89,972,595.59	3,651,175,947.60
AUGUST	3,457,169,893.47	36,710,724.21	89,972,595.59	3,583,853,213.27	2,288,535,655.30	31,564,249.48	89,972,595.59	2,410,072,500.37
SEPTEMBER	3,524,441,445.54	36,710,724.21	89,972,595.59	3,651,124,765.34	3,339,912,886.53	31,564,249.48	89,972,595.59	3,461,449,731.60
OCTOBER	3,675,577,180.38	36,710,724.21	89,972,595.59	3,802,260,500.18	2,509,048,886.82	31,564,249.48	89,972,595.59	2,630,585,731.89
NOVEMBER	3,650,713,206.16	36,710,724.21	89,972,595.59	3,777,396,525.96	3,175,459,581.04	31,564,249.48	89,972,595.59	3,296,996,426.11
DECEMBER	4,030,565,722.07	36,710,724.21	89,972,595.59	4,157,249,041.87	2,421,385,725.31	31,564,249.48	89,972,595.59	2,542,922,570.38
TOTAL	41,527,956,859.71	415,534,663.05	1,079,671,147.08	43,023,162,669.84	26,676,749,680.92	399,866,979.42	1,079,671,147.08	28,156,287,807.42

**NOTE: B 2018
DETAILED DEDUCTION AT SOURCE**

MONTH	FOREIGN LOAN	BAILOUT LOAN PRINCIPAL	BAILOUT LOAN INTEREST	TOTAL
JANUARY	31,564,249.48	17,819,265.18	72,153,330.41	121,536,845.07
FEBRUARY	33,361,313.62	22,754,222.07	67,218,373.52	123,333,909.21
MARCH	33,411,095.78	18,123,566.34	71,849,029.25	123,383,691.37
APRIL	33,411,095.78	13,478,619.59	76,493,976.00	123,383,691.37
MAY	33,411,095.78	23,134,716.92	66,837,878.67	123,383,691.37
JUNE	33,411,095.78	18,534,093.11	71,438,502.48	123,383,691.37
JULY	33,411,095.78	16,296,448.92	73,676,146.67	123,383,691.37
AUGUST	36,710,724.21	21,167,897.96	68,804,697.63	126,683,319.80
SEPTEMBER	36,710,724.21	18,954,081.41	71,018,514.18	126,683,319.80
OCTOBER	36,710,724.21	19,096,237.03	70,876,358.57	126,683,319.81
NOVEMBER	36,710,724.21	19,239,458.80	70,733,136.79	126,683,319.80
DECEMBER	36,710,724.21	14,677,832.02	75,294,763.57	126,683,319.80
TOTAL	415,534,663.05	223,276,439.35	856,394,707.74	1,495,205,810.14

NOTE: D

Excess Crude oil

MONTH	2018	2017
JAN.	187,298,834.54	261,744,632.51
FEB.	-	224,061,509.49
MAR.	-	96,699,246.07
APR.	-	49,659,745.51
MAY	-	303,908,485.87
JUNE		66,816,387.01
JULY	-	135,503,201.66
AUG.	73,049,236.04	94,199,567.12
SEPT.	-	30,136,015.68
OCT.	30,806,256.13	182,623,090.09
NOV.	-	
DEC.	-	
TOTAL	291,154,326.71	1,445,351,881.01

**Value Added Tax Allocation
(VAT)**

MONTH	2018 AMOUNT	2017 AMOUNT
JAN.	781,750,475.99	749,473,354.14
FEB.	906,522,115.64	690,091,436.22
MAR.	827,217,370.85	653,439,719.27
APR.	792,746,049.28	740,993,913.09
MAY	807,860,938.53	781,914,787.45
JUNE	881,918,659.03	733,516,148.79
JULY	791,270,906.26	782,279,601.27
AUG.	744,490,608.23	759,166,405.14
SEPT.	1,083,752,728.55	815,281,451.58
OCT.	741,890,706.32	786,908,439.94
NOV.	969,055,042.43	870,090,946.79
DEC.	853,057,146.38	740,910,225.26
TOTAL	10,181,532,747.49	9,104,066,428.94

NOTE: B 2017
DETAILED DEDUCTION AT SOURCE

MONTH	FOREIGN LOAN	BAILOUT LOAN	TOTAL
JANUARY	42,704,803.66	89,972,595.59	132,677,399.25
FEBRUARY	33,223,488.06	89,972,595.59	123,196,083.65
MARCH	33,223,488.06	89,972,595.59	123,196,083.65
APRIL	33,223,488.06	89,972,595.59	123,196,083.65
MAY	33,223,488.06	89,972,595.59	123,196,083.65
JUNE	33,223,488.06	89,972,595.59	123,196,083.65
JULY	33,223,488.06	89,972,595.59	123,196,083.65
AUGUST	31,564,249.48	89,972,595.59	121,536,845.07
SEPTEMBER	31,564,249.48	89,972,595.59	121,536,845.07
OCTOBER	31,564,249.48	89,972,595.59	121,536,845.07
NOVEMBER	31,564,249.48	89,972,595.59	121,536,845.07
DECEMBER	31,564,249.48	89,972,595.59	121,536,845.07
TOTAL	399,866,979.42	1,079,671,147.08	1,479,538,126.50

NOTE: C
Share of Statutory Allocation - Other Agencies

MONTH	2018					2017			
	Exchange Gain	NON OIL REVENUE	Excess Bank Charges Refund	Paris Club Refund	TOTAL	Exchange Gain	NON OIL REVENUE	Excess Bank Charges Refund	Paris Club Refund
JAN.	0.00		13,565,115.17	-	13,565,115.17	329,556,891.09			
FEB.	0.00		-	-	0.00	300,011,644.10			
MAR.	0.00		4,579,560.62	-	4,579,560.62	248,705,178.27			
APR.	380,637,304.88		-	-	380,637,304.88	414,515,024.95			
MAY	0.00		2,930,907.62	-	2,930,907.62	237,775,893.55			
JUNE					0.00	408,304,025.62			
JULY	254,748,725.91		51,219,869.84	-	305,968,595.75		104,955,798.90		5,413,103,116.59
AUG.	152,352,588.81		0.00	-	152,352,588.81				
SEPT.	997,712.83		0.00	0.00	997,712.83				
OCT.	1,692,156.17		-	-	1,692,156.17	321,896,840.78			
NOV.	4,936,497.21		-	-	4,936,497.21			6,603,735.46	
DEC.	6,644,889.97		0.00	-	6,644,889.97				5,413,103,116.59
TOTAL	802,009,875.78	0.00	72,295,453.25	0.00	874,305,329.03	2,260,765,498.36	104,955,798.90	6,603,735.46	10,826,206,233.18

NOTE: F

20001003 MISCELLANEOUS EXPENSES

CODES	DESCRIPTION	ACTUAL EXPT	APPROVED BUDGET	VARIANCE
21020101	Non Regular Allowances (NYSC)	84,909,500.00	100,000,000.00	15,090,500.00
22020102	Local Transport And Traveling (Others)	44,917,000.00	60,000,000.00	15,083,000.00
22020104	International Transport And Traveling(Others)	27,064,826.62	40,000,000.00	12,935,173.38
22020201	Electricity Charges	173,041,305.23	250,000,000.00	76,958,694.77
22020203	Internet Access Charges	3,126,000.00	15,000,000.00	11,874,000.00
22020406	Other Maintenance Services	15,360,000.00	20,000,000.00	4,640,000.00
22020501	Training -Local	4,320,000.00	15,000,000.00	10,680,000.00
22020602	Office Rent	18,804,167.00	50,000,000.00	31,195,833.00
22020702	Information Technology Consulting	8,000,000.00	48,000,000.00	40,000,000.00
22020901	Bank Charges (Other Than Interest)	17,894,868.11	19,000,000.00	1,105,131.89
22021002	Honorarium & Sitting Allowance	456,397,400.00	540,000,000.00	83,602,600.00
22021004	Medical Expenses-Local	168,822,415.00	170,000,000.00	1,177,585.00
22021007	Welfare Packages	96,867,000.00	100,000,000.00	3,133,000.00
22021023	Contingency (Service Wide)	128,422,624.33	135,000,000.00	6,577,375.67
	TOTAL	1,247,947,106.29	1,562,000,000.00	314,052,893.71

NOTE: G

PUBLIC DEBT SERVICES 2018

CODES	DESCRIPTION	ACTUAL EXPT	APPROVED	VARIANCE	Remarks
22060202	Interest on loans (Bailout)	856,394,707.74	828,396,000.00	- 27,998,707.74	
22060301	Public Debt Services (Foreign Loan)	638,811,102.40	643,956,000.00	5,144,897.60	This includes Bailout (Principal) N223.28m and Foreign Loan N415.53m
	TOTAL	1,495,205,810.14	1,472,352,000.00	- 22,853,810.14	

NOTE: H

INVESTMENT

SCHEDULE OF QOUTED INVESTMENT AS AT 31st DECEMBER 2017 and 2018

S/N	NAME OF COMPANY	2017		2018	
		NO. OF SHARES	VALUE (N)	NO. OF SHARES	VALUE (N)
1	Union Bank Plc	3,091,329.00	24,112,366.20	3,091,329.00	17,311,442.40
2	Sterling Bank	3,473,246.00	3,751,105.68	3,473,246.00	6,599,167.40
3	FLOURMILLS	600.00	17,400.00	600.00	13860

NOTE: H
INVESTMENT

SCHEDULE OF QOTED INVESTMENT AS AT 31st DECEMBER 2017 and 2018

S/N	NAME OF COMPANY	2017		2018	
		NO. OF SHARES	VALUE (N)	NO. OF SHARES	VALUE (N)
4	SCOA	70,447.00	228,952.75	70,447.00	207,818.65
5	GTBank	567,927.00	23,143,025.25	567,927.00	19,565,085.15
6	NAHCO	-	-	315,219.00	1,150,549.35
7	Royal Exchange	70,731.00	35,365.50	70,731.00	15,560.82
8	Niger Insurance	281,781.00	140,890.50	281,781.00	67,267.44
9	AllCO Insurance	5,553,425.00	2,887,781.00	5,553,425.00	3,498,657.75
10	First Bank Plc	7,775,089.00	68,420,783.20	7,777,164.00	61,828,453.80
11	Unity Bank	46,925,828.00	24,870,688.84	46,925,828.00	50,210,635.96
12	R. T Briscoe	6,791.00	3,395.50	6,791.00	2,580.58
13	VONO	8,916.00	7,667.76	8,916.00	7,667.76
14	CONOIL	18,000.00	504,000.00	18,000.00	418,500.00
15	Diamond Bank	554,293.00	831,439.50	554,293.00	1,208,358.74
16	FIDELITY BANK	104,293.00	256,560.78	100,000.00	203,000.00
17	GLAXOSMITHKLINE	12,500.00	270,125.00	12,500.00	181,250.00
18	UBA	50,000.00	515,000.00	50,000.00	385,000.00
19	CADBURY PLC	250,000.00	3,917,500.00	250,000.00	2,500,000.00
20	NASCON	-	-	750,000.00	13,500,000.00
21	UNILEVEL	126,380.00	5,181,580.00	126,380.00	4,676,060.00
22	LAFARGE AFRICA (WAPCO)	83,500.00	3,748,315.00	143,009.00	1,780,462.05
23	VITAFORM	2,508.00	7,524.00	2,508.00	11,035.20
24	FORT OIL	5,144.00	223,661.12	5,184.00	148,780.80
25	NATIONAL SALT CO. NIG LTD	750,000.00	13,875,000.00	-	-
25	SUNU ASUARANCE	-	-	590,000.00	118,000.00
26	Nigerian Aviation Holding Co. Ltd	315,219.00	1,254,571.62	-	-
27	Skye Shelter	1,000.00	100,000.00	1,000.00	95,000.00
28	Dunlop Nig Plc	750,000.00	375,000.00	750,000.00	150,000.00
29	Aso Saving Nig Ltd	120,000.00	60,000.00	120,000.00	60,000.00
30	Investment and Allied Insurance Plc	455,000.00	227,500.00	455,000.00	227,500.00
31	Universal Insurance	300,000.00	150,000.00	300,000.00	60,000.00
32	Multverse	270,213.00	135,106.50	270,213.00	54,042.60
33	Staco	549,940.00	274,970.00	239,940.00	115,171.20
	SUB TOTAL		179,527,275.70		186,370,907.65

NOTE: H
INVESTMENT
SCHEDULE OF QUOTED INVESTMENT AS AT 31st DECEMBER 2017 and 2018

S/N	NAME OF COMPANY	2017			2018		
		NO. OF SHARES	VALUE (N)	REALIZABLE VALUE (N)	NO. OF SHARES	NOMINAL VALUE (N)	REALIZABLE VALUE (N)
1	Lion of African Insurance Ltd	9,493,260.00	9,493,260.00		9,493,260.00	9,493,260.00	
2	Stirling Civil Engineering Ltd	1,345,027.00	2,690,054.00		1,345,027.00	2,690,054.00	
3	Kaduna Textiles Ltd	7,075,593.00	3,527,796.00		7,075,593.00	3,527,796.00	
4	Dormanlong Amalgamated Eng	3,304,134.00	1,653,063.00		3,304,134.00	1,653,063.00	
5	Steyre Nig Ltd	427,545.00	427,545.00		427,545.00	427,545.00	
6	Savanah Sugar Company Ltd	5,335,417.00	5,335,417.00		5,335,417.00	5,335,417.00	
7	Maiduguri Flour Mills Ltd	12,665,775.00	6,332,887.00	12,665,770.00	12,665,775.00	6,332,887.00	12,665,770.00
8	Nigerian Technical Company Ltd	226,800.00	226,800.00		226,800.00	226,800.00	
9	Epic Industrial Trust Ltd	675,000.00	337,500.00		675,000.00	337,500.00	
10	Lake Chad Hotel Company Ltd	783,000.00	783,000.00		783,000.00	783,000.00	
11	Yobe Investment and Security Ltd	-	-	45,000,000.00	-	-	
12	Yobe Bricks and Building Materials Ltd	102,000,000.00	102,000,000.00		102,000,000.00	102,000,000.00	45,000,000.00
13	Niger-Delter Power Holding Co. Nig	19,863,490.00	19,863,490.00	19,863,490.00	19,863,490.00	19,863,490.00	19,863,490.00
	SUB TOTAL	-	152,670,812.00	77,529,260.00	-	152,670,812.00	77,529,260.00
	SUMMARY						
	QUOTED INVESTMENT	0	179,527,275.70	0	-	186,370,907.65	0
	UNQUOTED INVESTMENT	0	152,670,812.00	0	-	152,670,812.00	0
	UNQUOTED INVESTMENT REALIZABLE VALUE		77,529,260.00	-	-	77,529,260.00	-
	TOTAL	0	409,727,347.70	77,529,260.00	-	416,570,979.65	77,529,260.00

Source: Yobe Investment Company Ltd

NOTE: I
REVOLVING LOAN ACCOUNTS

CODE	DESCRIPTION	OPENING BAL.	DISBURSEMENTS	TOTAL	REPAYEMENTS	CLOSING BAL.	REMARKS
a	Car Loan	322,182,548.28	48,000,000.00	370,182,548.28	108,150,758.48	262,031,789.80	
b	Furniture Loan	227,019,078.55	144,150,000.00	371,169,078.55	127,939,321.74	243,229,756.81	
c	Housing Loan (Owerner Occupier)	-	-	-	-	-	
d	Keke NAPEP Loan	-	-	-	-	-	
e	SURE P Bus Loan	-	-	-	-	-	
	TOTAL	549,201,626.83	192,150,000.00	741,351,626.83	236,090,080.22	505,261,546.61	

NOTE: J
FOREIGN LOANS PROFILE 2018

CREDITORS	LOAN TITLE	Agreement Date	Original Currency	Loan Amount in Original Currency	Actual Amount Due and Paid January to December 2017 in Original Currency	Naira Equivalent of Total Amount Paid 2017	DOD IN USD (\$) Equivalent
1	Yobe State National Programme for Food Security Expansion Phase Support project - IDB	11/26/2009	IDB	4,500,000.00	285,078.26	122,157,861.71	62,377.64
2	Yobe State Health System Dev. IV-AFDF	10/13/2003	USD	2,312,546.35	39,558.50	12,104,933.10	2,173,793.57
3	Yobe State Health System Dev. IV-AFDF	10/13/2003	EUR	923,010.89	46,397.24	5,701,817.12	758,867.47
4	Yobe State Community Based Poverty Reduction-IDA	7/18/2001	XDR	9,791,063.73	318,614.49	136,529,128.41	10,732,532.07
5	Yobe State Health System Development-IDA	3/2/03	XDR	1,085,000.00	33,004.29	14,126,531.22	1,061,961.83
6	Yobe State HIV/AIDS Programme-IDA	12/22/2005	XDR	1,456,292.05	41,662.53	17,852,799.32	936,552.96
7	Yobe State Third National Fadama Development Project IDA	4/16/2009	XDR	4,818,310.00	83,715.79	36,209,886.65	6,522,168.88
8	Yobe State Health System Development Project II (Additional Financing) IDA	7/23/2009	XDR	1,651,658.60	28,515.14	12,145,170.56	2,202,040.53
9	Yobe State Community Based Agric & Rural Dev. Project - IFAD XDR	9/16/2002	XDR	2,800,000.00	111,847.88	48,933,035.15	3,036,187.12
	Grand Total			29,337,881.62	988,394.12	405,761,163.24	27,486,482.07
LESS: Exchange Rate Gain in 2017 use to increase Jan-June 2018 Projection						N8,160,097.18	
FAAC Deduction in 20178						N420,681,137.82	
Exchange Rate loss in 2018						N14,919,974.58	
*Note: Exchange Rate Gain of N14,919,974.58 in 2018 will be used to reduce the amount to be deducted for January - June, 2019 at FAAC							

Source: Debt Management Office, Abuja

NOTE: K
Bailout Facility Principal: Adjustment

	Balance as at 31/12/2018	Adjustment	Loan Paid Back	Balance as at 31/12/2017	Remarks
add		4,775,779.99			Under statement of Principal loan in Feb.2016
add		9,222,585.54			Wrong coding of Principal loan in May 2016
SUB TOTAL		13,998,365.53			
less		48,607.52			Over statement of Principal loan in 2017 accout
TOTAL	9,397,167,614.72	13,949,758.01	223,276,439.35	9,634,393,812.08	

YOBE STATE GOVERNMENT OF NIGERIA
STATEMENT OF TOTAL GOVERNMENT EXPENDITURE BY MAIN FUNCTION FOR THE YEAR ENDED 31ST DECEMBER, 2018

CODE	DESCRIPTION	NOTE	ACTUAL 2018	FINAL BUDGET 2018	INITIAL BUDGET 2018	SUPPLIMENTARY BUDGET 2018	VARIANCE ON FINAL BUDGET 2018	ACTUAL 2017
701	General public services	1	22,826,524,704.70	28,677,592,000.00	30,574,492,000.00	-1,896,900,000.00	5,851,067,295.30	21,135,516,019.79
703	Public order and safety	2	1,854,152,726.40	3,070,220,000.00	3,060,270,000.00	9,950,000.00	1,216,067,273.60	1,791,195,562.81
704	Economic affairs	3	19,949,866,180.28	21,830,970,000.00	21,076,070,000.00	754,900,000.00	1,881,103,819.72	17,468,946,075.73
705	Environmental protection	4	978,138,308.73	1,602,395,000.00	1,397,395,000.00	205,000,000.00	624,256,691.27	1,000,880,361.77
706	Housing and community amenities	5	2,083,012,412.82	4,317,798,000.00	5,120,798,000.00	-803,000,000.00	2,234,785,587.18	1,726,731,802.13
707	Health	6	5,633,669,416.54	9,727,914,000.00	10,066,914,000.00	-339,000,000.00	4,094,244,583.46	7,082,004,187.17
708	Recreation, culture and religion	7	1,704,904,210.22	2,987,228,000.00	2,856,078,000.00	131,150,000.00	1,282,323,789.78	1,572,009,277.52
709	Education	8	14,340,703,783.09	19,603,947,000.00	17,666,047,000.00	1,937,900,000.00	5,263,243,216.91	16,491,132,267.21
710	Social protection	9	67,028,478.99	364,272,000.00	364,272,000.00	-	297,243,521.01	85,092,648.42
	TOTAL EXPENDITURE		69,438,000,221.77	92,182,336,000.00	92,182,336,000.00	-	22,744,335,778.23	68,353,508,202.55

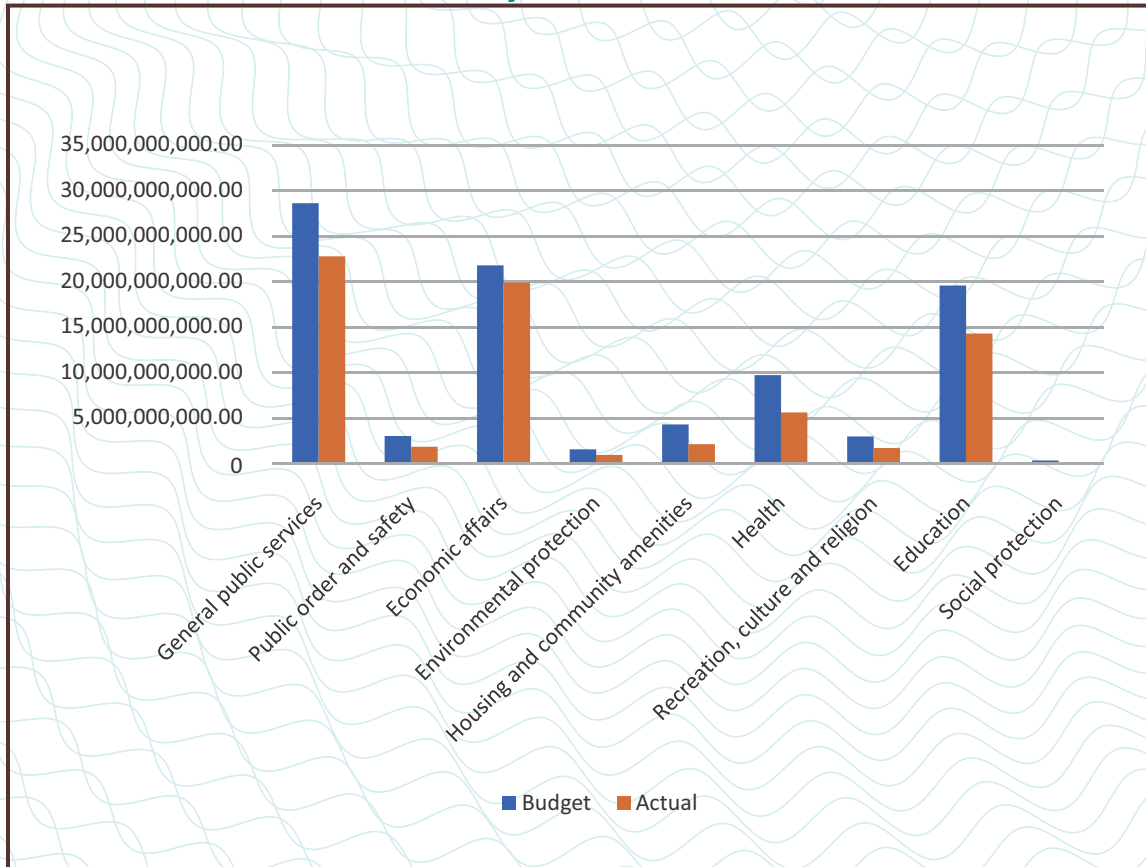
REPORT ON FUNCTIONAL SEGMENT

STATEMENT OF TOTAL GOVERNMENT EXPENDITURE BY MAIN FUNCTION FOR THE YEAR ENDED 31ST DECEMBER, 2018

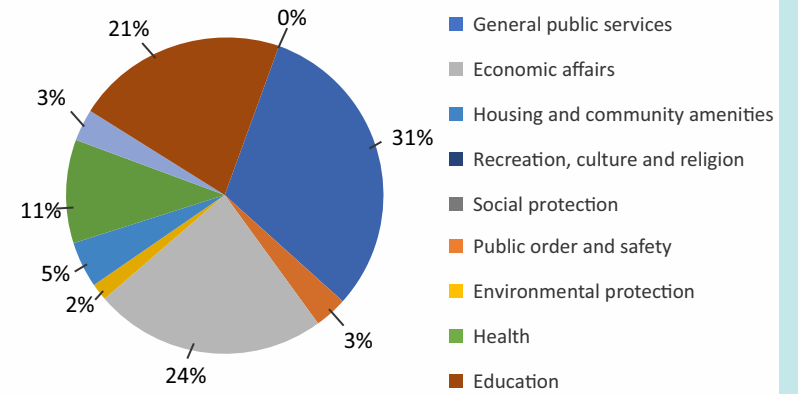
CODE	SUBHEAD DETAILS	NOTE	ACTUAL 2018	FINAL BUDGET 2018	INITIAL BUDGET 2018	SUPPLEMENTARY BUDGET 2018	VARIANCE ON FINAL BUDGET 2018	ACTUAL 2017
70100	General public services	1					-	
	Recurrent Expenditure		19,888,317,929.91	21,822,579,000.00	23,509,479,000.00	-1,686,900,000.00	1,934,261,070.09	18,477,802,874.88
	Capital Expenditure		2,938,206,774.79	6,855,013,000.00	7,065,013,000.00	-210,000,000.00	3,916,806,225.21	2,657,713,144.91
	TOTAL		22,826,524,704.70	28,677,592,000.00	30,574,492,000.00	-1,896,900,000.00	5,851,067,295.30	21,135,516,019.79
70300	Public order and safety	2				-	-	
	Recurrent Expenditure		1,366,242,920.93	1,869,220,000.00	1,859,270,000.00	9,950,000.00	502,977,079.07	1,275,175,942.81
	Capital Expenditure		487,909,805.47	1,201,000,000.00	1,201,000,000.00		713,090,194.53	516,019,620.00
	TOTAL		1,854,152,726.40	3,070,220,000.00	3,060,270,000.00	9,950,000.00	1,216,067,273.60	1,791,195,562.81
70400	Economic affairs	3					-	
	Recurrent Expenditure		3,133,880,468.57	3,636,970,000.00	5,072,070,000.00	-1,435,100,000.00	503,089,531.43	2,029,521,704.60
	Capital Expenditure		16,815,985,711.71	18,194,000,000.00	16,004,000,000.00	2,190,000,000.00	1,378,014,288.29	15,439,424,371.13
	TOTAL		19,949,866,180.28	21,830,970,000.00	21,076,070,000.00	754,900,000.00	1,881,103,819.72	17,468,946,075.73
70500	Environmental protection	4					-	
	Recurrent Expenditure		857,947,016.73	1,042,395,000.00	837,395,000.00	205,000,000.00	184,447,983.27	781,881,159.77
	Capital Expenditure		120,191,292.00	560,000,000.00	560,000,000.00		439,808,708.00	218,999,202.00
	TOTAL		978,138,308.73	1,602,395,000.00	1,397,395,000.00	205,000,000.00	624,256,691.27	1,000,880,361.77
70600	Housing and community amenities	5					-	
	Recurrent Expenditure		775,761,321.56	868,798,000.00	871,798,000.00	-3,000,000.00	93,036,678.44	776,269,625.62
	Capital Expenditure		1,307,251,091.26	3,449,000,000.00	4,249,000,000.00	-800,000,000.00	2,141,748,908.74	950,462,176.51
	TOTAL		2,083,012,412.82	4,317,798,000.00	5,120,798,000.00	-803,000,000.00	2,234,785,587.18	1,726,731,802.13
70700	Health	6					-	
	Recurrent Expenditure		4,570,861,897.05	5,384,914,000.00	6,443,914,000.00	-1,059,000,000.00	814,052,102.95	4,584,797,948.94
	Capital Expenditure		1,062,807,519.49	4,343,000,000.00	3,623,000,000.00	720,000,000.00	3,280,192,480.51	2,497,206,238.23
	TOTAL		5,633,669,416.54	9,727,914,000.00	10,066,914,000.00	-339,000,000.00	4,094,244,583.46	7,082,004,187.17
70800	Recreation, culture and religion	7					-	
	Recurrent Expenditure		1,509,563,918.53	1,929,628,000.00	1,888,478,000.00	41,150,000.00	420,064,081.47	1,460,681,497.52
	Capital Expenditure		195,340,291.69	1,057,600,000.00	967,600,000.00	90,000,000.00	862,259,708.31	111,327,780.00
	TOTAL		1,704,904,210.22	2,987,228,000.00	2,856,078,000.00	131,150,000.00	1,282,323,789.78	1,572,009,277.52

CODE	SUBHEAD DETAILS	NOTE	ACTUAL 2018	FINAL BUDGET 2018	INITIAL BUDGET 2018	SUPPLIMENTARY BUDGET 2018	VARIANCE ON FINAL BUDGET 2018	ACTUAL 2017
70900	Education	8					-	
	Recurrent Expenditure		10,575,186,264.42	11,519,029,000.00	9,091,129,000.00	2,427,900,000.00	943,842,735.58	10,447,910,001.93
	Capital Expenditure		3,765,517,518.67	8,084,918,000.00	8,574,918,000.00	-490,000,000.00	4,319,400,481.33	6,043,222,265.28
	TOTAL		14,340,703,783.09	19,603,947,000.00	17,666,047,000.00	1,937,900,000.00	5,263,243,216.91	16,491,132,267.21
71000	Social protection	9					-	
	Recurrent Expenditure		61,448,478.99	180,272,000.00	180,272,000.00	-	118,823,521.01	65,108,648.42
	Capital Expenditure		5,580,000.00	184,000,000.00	184,000,000.00	-	178,420,000.00	19,984,000.00
	TOTAL		67,028,478.99	364,272,000.00	364,272,000.00	-	297,243,521.01	85,092,648.42
	GRAND TOTAL		69,438,000,221.77	92,182,336,000.00	92,182,336,000.00	-	22,744,335,778.23	68,353,508,202.55

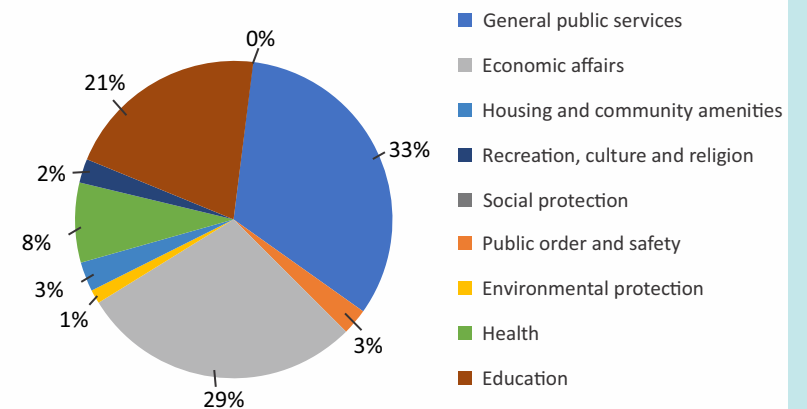
Analysis on Budget Allocation and Actual Expenditure by Function



Budget Allocation by Function



Actual Expenditure by Function



YOBE STATE GOVERNMENT OF NIGERIA
REPORT ON MONTHLY REVENUE RETURNS PERFORMANCE FOR THE YEAR 2018

ECONOMIC CODE	PARTICULARS	ANNUAL BUDGET	REVENUE THIS MONTH DEC 2018	REVENUE TO DATE (JAN TO DEC. 2018)	% ACHIEVED ON BUDGET	REMARKS
1	REVENUE	92,182,336,000.00	6,019,603,904.80	74,876,625,186.63	81	
11	GOVERNMENT SHARE OF FAAC	60,806,387,000.00	5,016,951,078.22	54,370,155,073.07	89	
1101	GOVERNMENT SHARE OF FAAC	60,806,387,000.00	5,016,951,078.22	54,370,155,073.07	89	
110101	GOVERNMENT SHARE OF FAAC	48,021,660,000.00	4,163,893,931.84	43,897,467,998.87	91	
11010101	Statutory Allocation	48,021,660,000.00	4,163,893,931.84	43,897,467,998.87	91	
110102	GOVERNMENT SHARE OF VAT	8,583,727,000.00	853,057,146.38	10,181,532,747.49	119	
11010201	Share of VAT	8,583,727,000.00	853,057,146.38	10,181,532,747.49	119	
110103	SHARE OF EXCESS CRUDE ACCOUNT	4,201,000,000.00	-	291,154,326.71	7	
11010303	Excess Crude	4,201,000,000.00	-	291,154,326.71	7	
12	INDEPENDENT REVENUE	4,987,389,180.00	753,365,861.58	4,375,208,701.12	88	
1201	TAX REVENUE	2,494,626,698.00	225,897,135.92	2,557,298,731.62	103	
120101	PERSONAL TAXES	2,494,626,698.00	225,897,135.92	2,557,298,731.62	103	
12010101	Pay As You Earn	2,245,213,189.00	193,839,003.07	2,276,767,721.63	101	
12010104	Direct Assessment Tax	8,229,000.00	172,500.00	3,405,945.58	41	
12010105	Stamp Duty Tax	20,000,000.00	-	240,000.00	1	
12010106	Withholding Tax	220,405,104.00	31,885,632.85	275,777,814.41	125	
12010107	Property Tax	479,325.00	-	0.00	0	
12010199	Other Direct Charges Tax	300,080.00	-	1,107,250.00	369	
1202	NON-TAX REVENUE	2,492,762,482.00	527,468,725.66	1,817,909,969.50	73	
120201	LICENCES - GENERAL	68,666,150.00	10,413,375.00	67,676,493.90	99	
12020107	Boats & Canoe (Small Craft) License	33,200.00	-	-	0	
12020109	Registration Of Voluntary Organizations	500,000.00	-	37,000.00	7	
12020111	Bake House License	1,000,000.00	-	-	0	
12020113	Brickmaking, Etc Licenses	2,000,000.00	-	-	0	
12020117	Dried Fish & Meat Licenses	116,200.00	-	-	0	
12020118	Pet (Dog) Licenses	41,500.00	-	-	0	
12020119	Fishing Permits	41,500.00	-	10,000.00	24	
12020121	Hunting Permits	41,500.00	-	-	0	
12020122	Produce Buying Licenses	581,000.00	-	-	0	
12020126	Tractor Hiring Services	10,000,000.00	-	570,000.00	6	

ECONOMIC CODE	PARTICULARS	ANNUAL BUDGET	REVENUE THIS MONTH DEC 2018	REVENUE TO DATE (JAN TO DEC. 2018)	% ACHIEVED ON BUDGET	REMARKS
12020128	Borehole/Tube Wells Drilling Licenses	2,000,000.00	-	-	0	
12020130	Cinematograph Licenses	513,200.00	-	-	0	
12020132	Motor Vehicle Licenses	12,379,000.00	2,834,250.00	26,397,110.75	213	
12020133	Drivers' Licenses	7,743,000.00	2,015,000.00	12,186,000.00	157	
12020134	Patent Medicine & Drug Stores Licenses	332,000.00	-	-	0	
12020135	Private Schools Licenses	2,000,000.00	-	-	0	
12020136	Health Facilities Licenses	946,200.00	-	-	0	
12020137	Trade Permit Licenses	4,386,400.00	7,450.00	64,450.00	1	
12020138	Reg./Renewal Private Refuse Collectors License	830,000.00	-	-	0	
12020139	Taxi Registartion (Side Badge) Licenses	300,000.00	88,725.00	572,550.00	191	
12020140	Conductor's Badge Licenses	300,150.00	41,800.00	327,100.00	109	
12020141	Driving Test Licenses	100,000.00	47,600.00	-	0	
12020142	Drivers Badge Licenses	200,300.00	22,575.00	376,400.00	188	
12020143	Learner's Permit Licenses	700,000.00	-	161,850.00	23	
12020144	Taxi Registration Licenses	-	-	-	0	
12020145	Vehicle Registration Weighting Licenses	50,000.00	729,350.00	-	0	
12020146	Vehicle Registration	2,500,000.00	2,990,000.00	4,617,884.15	185	
12020147	Vehicle Plate Number	10,150,000.00	598,125.00	15,538,000.00	153	
12020148	Certificate of Road Worthiness	7,800,000.00	-	4,975,349.00	64	
12020149	Animal Import Licenses	415,000.00	-	-	0	
12020150	Regiatration of Agro-Chemical Shops	166,000.00	926,000.00	926,000.00	558	
12020154	Hackney Permit Licenses	500,000.00	112,500.00	916,800.00	183	
12020199	Proof of Ownership	-	-	-	0	
120204	FEES - GENERAL	815,495,832.00	353,729,071.61	649,336,410.54	80	
12020401	Court Fees	2,200,000.00	8,000.00	990,700.00	45	
12020409	Weights & Measure Fees	-	-	-	0	
12020413	Films Censorship/ Production Fees	6,984,000.00	-	970,000.00	14	
12020417	Contractor Registration Fees	6,150,000.00	-	-	0	
12020418	Marriage/ Divorce Fees	200,000.00	5,000.00	197,700.00	99	
12020426	Court Summons Fees	1,500,000.00	460.00	10,727.00	1	
12020427	Tender Fees	74,200,000.00	5,685,000.00	45,175,054.00	61	
12020430	Professional Registration Fees	1,673,000.00	-	975,000.00	58	

ECONOMIC CODE	PARTICULARS	ANNUAL BUDGET	REVENUE THIS MONTH DEC 2018	REVENUE TO DATE (JAN TO DEC. 2018)	% ACHIEVED ON BUDGET	REMARKS
12020436	Bill Board Advertisement Fees	830,000.00	-	50,000.00	6	
12020437	Deeds Registration Fees	5,250,000.00	6,000.00	6,000.00	0	
12020438	Survey/ Planning/ Building Fees	9,916,000.00	-	239,550.00	2	
12020440	Medical Consultancy Fees	20,000,000.00	-	-	0	
12020441	Laboratory Fees	3,400,000.00	-	1,154,050.00	34	
12020442	Association Fees	416,000.00	-	-	0	
12020445	Change Of Ownership Fees	100,000.00	50,000.00	350,650.00	351	
12020446	Agricultural/Veterinary Services Fees	498,000.00	-	-	0	
12020447	Land Use Fees	4,400,000.00	-	19,000.00	0	
12020449	Business/Trade Operating Fees	21,624,000.00	872,500.00	7,542,200.00	35	
12020450	Inspection Fees	5,691,523.00	889,100.00	4,600,250.00	81	
12020451	Timber & Forest Fees	-	-	-	0	
12020452	School/ Tuition/ Examination Fees	180,260,000.00	-	-	0	
12020453	Applications Fees	13,800,000.00	242,500.00	3,751,500.00	27	
12020454	Parking Fees	166,000.00	-	-	0	
12020455	Vetting Fees	400,000,000.00	344,204,271.32	570,459,381.44	143	
12020456	Water Rate/Fees	-	-	-	0	
12020457	Abattoir/Slaughter House/Meat Fees	700,000.00	20,000.00	461,000.00	66	
12020460	Change Of Purpose Fees	200,000.00	-	40,000.00	20	
12020461	Agricultural Show Fees	83,000.00	-	-	0	
12020462	Document Registration Fees	800,000.00	-	540,485.00	68	
12020463	Water Connection Fees	7,304,000.00	-	-	0	
12020464	Cooperative Society and Supervision Fees	33,200.00	-	-	0	
12020465	Affidavits Fees	500,000.00	30,000.00	338,710.00	68	
12020466	Letter Of Administration Fees	1,500,000.00	207,273.29	2,716,323.10	181	
12020467	Probate Fees	800,000.00	18,600.00	362,200.00	45	
12020468	Signing of Forms Fee	1,000,000.00	37,000.00	358,000.00	36	
12020469	Drafting Fees	560,000.00	-	-	0	
12020470	Announcement Fees	6,427,600.00	1,002,500.00	2,148,000.00	33	
12020471	Reg./Renewal Environmental Dump Site Fees	141,100.00	-	-	0	
12020472	Reg./Renewal Telecom System (Mast) Fees	8,300,000.00	-	-	0	
12020473	News Coverage & Promotions Fees	7,592,000.00	-	-	0	

ECONOMIC CODE	PARTICULARS	ANNUAL BUDGET	REVENUE THIS MONTH DEC 2018	REVENUE TO DATE (JAN TO DEC. 2018)	% ACHIEVED ON BUDGET	REMARKS
12020474	Power Of Attorney Fees	33,209.00	-	-	0	
12020475	Valuation Fees	200,000.00	-	4,400.00	2	
12020477	C Of O Processing Fees	10,000,000.00	235,000.00	2,310,200.00	23	
12020478	Registration Of Adult Education Fees	33,000.00	15,000.00	15,000.00	45	
12020479	Search Fees	33,200.00	-	-	0	
12020480	Road Cut Fees	1,000,000.00	-	-	0	
12020481	Filing Fees	7,000,000.00	85,967.00	1,754,630.00	25	
12020486	Gate Fees	1,000,000.00	-	816,500.00	82	
12020490	Audit Supervision Fee	100,000.00	-	-	0	
12020496	Proof of Ownership Fees	200,000.00	49,900.00	246,200.00	123	
12020499	Other Fees	697,000.00	65,000.00	733,000.00	105	
120205	FINES - GENERAL	15,394,300.00	583,790.00	5,136,263.00	33	
12020501	Court Order Fines	6,058,400.00	567,990.00	2,658,713.00	44	
12020502	Firewood Trafficking Fines	5,000,000.00	-	2,142,800.00	43	
12020503	Refuse Collection And Disposal Fines	280,000.00	-	-	0	
12020504	Certificate Of Judgment Fines	100,000.00	-	-	0	
12020505	Counter Affidavits Fines	100,000.00	-	1,750.00	2	
12020506	Lost And Replacement Fines	33,600.00	-	-	0	
12020507	Lost Of Gate Pass Fines	33,200.00	-	-	0	
12020509	Road Traffic Offence Fines	3,027,650.00	-	69,000.00	2	
12020511	Forest Offence Fines	500,000.00	-	-	0	
12020599	Miscellaneous Fines	261,450.00	15,800.00	264,000.00	101	
120206	SALES - GENERAL	421,955,900.00	75,528,000.00	511,817,742.85	121	
12020601	Sales Of Journal & Publications	964,400.00	-	416,050.00	43	
12020604	Sales Of Stores/Scraps/Unservicable Items	2,150,000.00	-	-	0	
12020605	Sales Of Vaccines	83,000.00	-	-	0	
12020606	Sales Of Application Forms/Bills Of Entries	36,874,400.00	170,000.00	1,864,000.00	5	
12020608	Sales Of Improved Seeds/Chemical	124,500.00	-	-	0	
12020609	Proceeds From Sales Of Farm Produce	91,660,000.00	-	65,000.00	0	
12020611	Proceeds From Sales Of Govt. Vehicles	40,000,000.00	-	-	0	
12020612	Proceeds From Sales Of Drugs And Medications	30,099,600.00	-	-	0	
12020614	Sales Of Govt. Buildings	20,000,000.00	1,180,000.00	37,305,792.85		

ECONOMIC CODE	PARTICULARS	ANNUAL BUDGET	REVENUE THIS MONTH DEC 2018	REVENUE TO DATE (JAN TO DEC. 2018)	% ACHIEVED ON BUDGET	REMARKS
12020616	Sale of Fertilizer	200,000,000.00	74,178,000.00	472,166,900.00	236	
12020622	Sales Of Irrigation Pumps	0.00	-	-		
120207	EARNINGS -GENERAL	287,041,800.00	9,505,020.00	37,892,479.45	13	
12020702	Earnings From Laboratory Services	102,033,200.00	-	-	0	
12020703	Earnings From Hire Of Plants & Equipment	30,120,800.00	3,014,000.00	14,178,700.00	47	
12020704	Earnings From The Use Of Govt. Vehicles	13,420,000.00	37,820.00	2,667,115.45	20	
12020705	Earnings From The Use Of Govt. Halls	3,500,000.00	60,000.00	530,500.00	15	
12020706	Earnings From Tolls Of Expressway	-	-	-	0	
12020707	Earnings From Medical Services	36,932,000.00	-	1,946,250.00	5	
12020709	Earnings From Tourism/Culture/Arts Centres	660,000.00	-	-	0	
12020710	Earnings From Guest Houses	49,192,000.00	465,200.00	1,482,220.00	3	
12020711	Earnings From Commercial Activities	38,146,400.00	5,900,000.00	16,503,694.00	43	
12020712	Earnings From Registration Of Trainees	2,300,000.00	-	317,000.00	14	
12020713	Earnings From Garage Hire Services	66,400.00	-	-	0	
12020714	Earnings From VIO Charges	2,400,000.00	28,000.00	106,000.00	4	
12020715	Earnings From Provision Store/Shop	48,000.00	-	-	0	
12020717	Earnings From Poverty Scheme (S&M Ent)	2,000,000.00	-	161,000.00	8	
12020719	Earnings From Workshop (Technical)	2,073,000.00	-	-	0	
12020720	Earnings From Hire Of Tractor/Harvester	4,150,000.00	-	-	0	
120208	RENT ON GOVERNMENT BUILDINGS - GENERAL	229,550,000.00	32,360,920.00	160,916,678.48	1	
12020801	Rent On Govt. Quarters	0.00	-	-	0	
12020802	Rent On Govt. Offices	40,000,000.00	-	-	7	
12020803	Rent On Govt Buildings	138,000,000.00	32,360,920.00	160,916,678.48	0	
12020906	Rents On Govt. Properties	51,550,000.00	-	-	0	
120209	RENT ON LAND AND OTHERS - GENERAL	69,366,000.00	54,000.00	2,987,123.00	4	
12020901	Rent On Govt. Land	166,000.00	-	-	0	
12020903	Rents & Premium On The Allocation Of Land	12,000,000.00	54,000.00	2,987,123.00	25	
12020905	Lease Rental	52,200,000.00	-	-	0	
12020907	Rent Surface Mining/Laterite	5,000,000.00	-	-	0	
12020920	Other Rents	-	-	-	0	
120210	REPAYMENTS - GENERAL	585,292,500.00	45,294,549.05	382,146,778.28	65	
12021002	Motor Vehicle Advances Repayment Buss	2,000,000.00	-	630,000.00	32	

ECONOMIC CODE	PARTICULARS	ANNUAL BUDGET	REVENUE THIS MONTH DEC 2018	REVENUE TO DATE (JAN TO DEC. 2018)	% ACHIEVED ON BUDGET	REMARKS
12021003	Bicycle Advances Repayment(Principal)	-	-	-	0	
12021004	Motor Vehicle Refurbishing Loan Repayment	286,209,500.00	8,465,035.43	108,150,758.49	38	
12021005	House Refurbishing Loan Repayment	-	3,719,526.62	15,114,317.23	0	
12021006	Refunds	200,000,000.00	25,765,580.33	165,582,180.83	83	
12021007	Animal Traction Repayment	20,083,000.00	-	-	0	
12021008	Furniture Loan Repayment	75,000,000.00	7,344,206.67	92,668,584.68	124	
12021009	Tricycle Advance/Repayment	2,000,000.00	-	-	0	
12021012	Small Scale Loan Repayment	-	-	-	0	
12021204	Interest On Furniture Loan	-	-	737.05	0	
12021206	Interest On Loans To States	-	200.00	200.00	0	
130201	AID AND GRANTS	8,297,000,000.00	249,286,965.00	624,500,000.00	8	
13020301	Current Domestic Grants	-	249,286,965.00	249,500,000.00	0	
130203	DOMESTIC GRANTS	4,287,000,000.00	-	375,000,000.00	9	
13020302	Capital Domestic Grants	4,287,000,000.00	-	375,000,000.00	9	
140201	Other Capital Receipts To CDF	4,010,000,000.00	-	-	0	
14020201	Other Capital Receipts To CDF	4,010,000,000.00	-	-	0	
14	CAPITAL DEVELOPMENTFUND (CDF) RECEIPTS	18,091,559,820.00	-	15,506,761,412.44	86	
1403	LOANS/ BORROWINGS RECEIPT	18,091,559,820.00	-	-	0	
140301	DOMESTIC LOANS/ BORROWINGS RECEIPT	2,094,798,407.56	-	-	0	
14030303	Domestic Loans/ Borrowings From Other Entities / Organisations	2,094,798,407.56	-	-	0	
140302	INTERNATIONAL LOANS/ BORROWINGS RECEIPT	490,000,000.00	-	-	0	
14030201	International Loans/ Borrowings From Financial Institutions	490,000,000.00	-	-	0	
140401	Foreign Debt Forgiveness	15,506,761,412.44	-	15,506,761,412.44	100	
14040101	Foreign Debt Forgiveness	15,506,761,412.44	-	15,506,761,412.44	100	

YOBE STATE GOVERNMENT OF NIGERIA
REPORT ON MONTHLY RECURRENT EXPENDITURE (BUDGET) PERFORMANCE FOR THE YEAR 2018

ECONOMIC CODE	PARTICULARS	ANNUAL BUDGET	ACTUAL EXPENDITURE THIS MONTH DEC 2017	ACTUAL EXPENDITURE TO DATE (JAN. TO DEC. 2018)	% ACHIEVED ON BUDGET	REMARKS
2	EXPENDITURES	48,253,805,000.00	2,587,287,389.35	42,739,210,216.69	89	
21	PERSONNEL COST	24,058,133,000.00	1,929,472,620.69	22,255,375,633.85	93	
2101	SALARY	23,669,133,000.00	1,916,982,620.69	22,047,867,133.85	93	
210100	SALARIES AND WAGES	23,669,133,000.00	1,916,982,620.69	22,047,867,133.85	93	
21010101	Consolidated Salary	21,777,420,000.00	1,730,092,580.75	20,161,129,314.59	93	
21010103	Consolidated Revenue Fund Charge- Salaries	1,891,713,000.00	186,890,039.94	1,886,737,819.26	100	
2102	ALLOWANCES AND SOCIAL CONTRIBUTION	389,000,000.00	12,490,000.00	207,508,500.00	53	
210201	ALLOWANCES	389,000,000.00	12,490,000.00	207,508,500.00	53	
2102011	NON REGULAR ALLOWANCES	389,000,000.00	12,490,000.00	207,508,500.00	53	
21020101	Non Regular Allowances	239,000,000.00	12,490,000.00	207,508,500.00	87	
21020201	NHIS Contribution	150,000,000.00	-	-		
22	OTHER RECURRENT COSTS	24,195,672,000.00	657,814,768.66	20,483,834,582.84	85	
2201	SOCIAL BENEFITS	4,540,513,000.00	47,398,881.04	4,539,757,127.26	100	
220101	SOCIAL BENEFITS	4,540,513,000.00	262,724,100.55	4,539,757,127.26	100	
22010101	Gratuities	1,605,000,000.00	47,398,881.04	1,604,866,594.80	100	
22010102	Pension	2,320,513,000.00	213,517,710.55	2,320,318,206.69	100	
22010103	Death Benefits	615,000,000.00	1,807,508.96	614,572,325.77	100	
2202	OVERHEAD COST	11,521,320,000.00	60,599,170.00	9,647,467,184.02	84	
220201	TRAVEL& TRANSPORT - GENERAL	805,087,750.00	30,299,585.00	641,162,773.66	80	
22020101	Local Transport And Traveling (Training)	98,087,583.00	9,631,835.00	56,601,104.46	58	
22020102	Local Transport And Traveling (Others)	667,000,167.00	17,897,750.00	557,496,842.58	84	
22020104	International Transport And Traveling(Others)	40,000,000.00	2,770,000.00	27,064,826.62	68	
220202	UTILITIES - GENERAL	340,617,000.00	32,186,368.61	237,199,574.88	70	
22020201	Electricity Charges	301,100,000.00	31,986,368.61	222,789,074.88	74	
22020202	Telephone Charges	250,000.00	-	-	0	
22020203	Internet Access Charges	34,012,000.00	200,000.00	12,866,500.00	38	
22020205	Water Rates	5,255,000.00	-	1,544,000.00	29	
22020299	Other Utility Charges	-	-	-	0	

ECONOMIC CODE	PARTICULARS	ANNUAL BUDGET	ACTUAL EXPENDITURE THIS MONTH DEC 2017	ACTUAL EXPENDITURE TO DATE (JAN. TO DEC. 2018)	% ACHIEVED ON BUDGET	REMARKS
220203	MATERIALS & SUPPLIES - GENERAL	2,413,722,666.00	225,182,140.94	1,825,817,749.86	76	
22020301	Office Stationaries/Computer Consumables	140,119,500.00	10,424,321.83	77,984,462.83	56	
22020302	Books	5,000,000.00	-	-	0	
22020303	News Papers	1,475,000.00	-	919,300.00	62	
22020305	Printing Of Non Security Documents	94,570,000.00	7,297,000.00	28,883,600.00	31	
22020306	Printing Of Security Documents	52,000,000.00	-	44,395,495.00	85	
22020307	Drugs/Laboratory/Medical Supplies	430,500,000.00	26,033,356.11	395,959,663.53	92	
22020308	Field & Camping Materials Supplies	665,000.00	5,000.00	300,000.00	45	
22020309	Uniforms & Other Clothing	58,488,000.00	44,000.00	38,299,500.00	65	
22020310	Teaching Aids / Instruction Materials	112,411,166.00	72,500.00	79,310,500.00	71	
22020311	Food Stuff / Catering Materials Supplies	1,476,494,000.00	181,305,963.00	1,151,765,228.50	78	
22020312	Sanitary Materials	-	-	-	0	
22020314	Examination Materials	2,000,000.00	-	-	0	
22020316	Procurement of Seed and Seedlings	40,000,000.00	-	8,000,000.00	20	
220204	MAINTENANCE SERVICES - GENERAL	2,593,933,000.00	219,767,681.69	2,294,045,866.79	88	
22020401	Maintenance Of Motor Vehicle	360,317,500.00	23,522,925.00	272,752,431.24	76	
22020402	Maintenance Of Office/Residential Furniture	1,100,000.00	96,000.00	196,000.00	18	
22020403	Maintenance Of Office/ Residential Building	23,560,000.00	5,026,770.00	20,519,854.19	87	
22020404	Maintenance Of Office / It Equipments	2,250,000.00	6,300.00	193,800.00	9	
22020405	Maintenance Of Plants/Generators	99,848,000.00	32,767,000.00	86,002,405.00	86	
22020406	Other Maintenance Services	2,106,857,500.00	158,348,686.69	1,914,381,376.36	91	
22020414	Maintenance of Heavy Duty Machine/Equipment	-	-	-	0	
220205	TRAINING - GENERAL	645,167,000.00	56,913,990.00	423,488,010.00	66	
22020501	Training -Local	645,167,000.00	56,913,990.00	423,488,010.00	66	
220206	OTHER SERVICES - GENERAL	1,323,371,000.00	74,411,707.00	1,264,714,829.48	96	
22020601	Security Services	1,250,000,000.00	70,282,707.00	1,245,596,662.48	100	
22020602	Office Rent	50,000,000.00	4,000,000.00	18,804,167.00	38	
22020603	Residential Rent	21,000,000.00	-	-	0	
22020604	Special Services	2,000,000.00	-	-	0	
22020605	Cleaning And Fumigation Services	371,000.00	129,000.00	314,000.00	85	

ECONOMIC CODE	PARTICULARS	ANNUAL BUDGET	ACTUAL EXPENDITURE THIS MONTH DEC 2017	ACTUAL EXPENDITURE TO DATE (JAN. TO DEC. 2018)	% ACHIEVED ON BUDGET	REMARKS
220207	CONSULTING & PROFESSIONAL SERVICES - GENERAL	117,499,000.00	16,681,000.00	60,075,300.00	51	
22020701	Financial Consulting	1,499,000.00	80,000.00	80,000.00	5	
22020702	Information Technology Consulting	74,000,000.00	4,486,000.00	32,401,000.00	44	
22020703	Legal Services	7,000,000.00	2,000,000.00	4,000,000.00	57	
22020799	Other Consultancy Services	35,000,000.00	10,115,000.00	23,594,300.00	67	
220208	FUEL & LUBRICANTS - GENERAL	811,466,667.00	53,612,667.50	749,776,944.99	92	
22020801	Motor Vehicle Fuel/Lubricant Cost	20,271,667.00	1,680,217.50	9,207,717.50	45	
22020803	Plant / Generator Fuel /Lubricant Cost	791,195,000.00	51,907,450.00	740,519,227.49	94	
22020806	Cooking Gas/Fuel/Lubricant Cost	-	25,000.00	50,000.00	0	
220209	FINANCIAL CHARGES - GENERAL	20,042,417.00	710,352.69	18,192,143.59	91	
22020901	Bank Charges (Other Than Interest)	20,042,417.00	710,352.69	18,192,143.59	91	
22020902	Insurance Premium	-	-	-	0	
220210	MISCELLANEOUS EXPENSES GENERAL	2,450,413,500.00	246,202,396.85	2,132,993,990.77	87	
22021001	Refreshment & Meals	960,000.00	84,000.00	707,000.00	74	
22021002	Honorarium & Sitting Allowance	1,308,316,400.00	110,300,200.00	1,219,552,400.00	93	
22021003	Publicity And Advertisement	170,725,000.00	266,000.00	154,916,825.86	91	
22021004	Medical Expenses-Local	284,578,500.00	7,832,738.00	258,491,708.88	91	
22021006	Postages & Courier Services	100,000.00	-	-	0	
22021007	Welfare Packages	221,350,000.00	51,382,500.00	181,783,875.00	82	
22021008	Subscription To Professional Bodies	4,000,000.00	-	-	0	
22021009	Sporting Activities	-	-	-	0	
22021014	Annual Budget Expenses & Administration	12,000,000.00	250,000.00	11,900,000.00	99	
22021018	Gender	10,000,000.00	-	-	0	
22021021	Special Days/ Celebrations	38,600,000.00	-	4,609,044.00	12	
22021022	Outfit/Up keep Allowances	109,783,600.00	-	95,600,000.00	87	
22021023	Souvenir / Gift	240,000,000.00	76,086,958.85	205,433,137.03	86	
22021026	Local Government Share of Revenue (10%)	50,000,000.00	-	-	0	
2203	LOANS AND ADVANCES	210,025,000.00	-	179,676,759.00	86	
220301	STAFF LOANS & ADVANCES	210,025,000.00	-	179,676,759.00	86	
22030102	Bicycle Advances	25,000.00	-	-	0	

ECONOMIC CODE	PARTICULARS	ANNUAL BUDGET	ACTUAL EXPENDITURE THIS MONTH DEC 2017	ACTUAL EXPENDITURE TO DATE (JAN. TO DEC. 2018)	% ACHIEVED ON BUDGET	REMARKS
22030106	Motor Vehicle Advance	60,000,000.00	-	33,152,259.00	55	
22030107	Furnishing Advances	150,000,000.00	-	146,524,500.00	98	
22030109	Animal Traction Loan	-	-	-	0	
2204	GRANTS AND CONTRIBUTIONS GENERAL	4,951,462,000.00	327,041,802.23	3,024,654,106.84	61	
220401	LOCAL GRANTS AND CONTRIBUTIONS	4,951,462,000.00	327,041,802.23	3,024,654,106.84	61	
22021026	Local Government Share of Revenue (10%)	-	-	-	0	
22222222	Subvention to Board & Parastatals	4,800,462,000.00	310,041,802.23	2,973,004,106.84	62	
22040109	Grants To Communities/Ngos	151,000,000.00	17,000,000.00	51,650,000.00	34	
2205	SUBSIDIES	1,500,000,000.00	-	1,499,382,000.00	100	
220501	SUBSIDIES ON FARM INPUTS	1,500,000,000.00	-	1,499,382,000.00	100	
22050103	Subsidies On Farm Inputs	1,500,000,000.00	-	1,499,382,000.00	100	
2206	PUBLIC DEBT CHARGES	1,472,352,000.00	222,774,915.39	1,592,897,405.72	108	
220601	FOREIGN INTEREST / DISCOUNT	1,472,352,000.00	222,774,915.39	1,592,897,405.72	108	
22060202	Domestic Interest/ Discount - Short Term Borrowings	828,396,000.00	160,821,773.62	941,921,717.79	114	
22060301	Internal Public Debt	643,956,000.00	61,953,141.77	650,975,687.93	101	

YOBE STATE GOVERNMENT OF NIGERIA
REPORT ON MONTHLY CAPITAL EXPENDITURE (BUDGET) PERFORMANCE FOR THE YEAR 2018

ECONOMIC CODE	PARTICULARS	ANNUAL BUDGET	ACTUAL EXPENDITURE THIS MONTH DEC 2018	ACTUAL EXPENDITURE TO DATE	% ACHIEVED ON BUDGET	REMARKS
23	CAPITAL EXPENDITURE	43,928,531,000.00	6,941,930,563.85	26,698,790,005.07	61	
2301	FIXED ASSETS PURCHASED	8,178,800,000.00	325,385,975.77	2,864,319,866.32	35	
230101	PURCHASE OF FIXED ASSETS - GENERAL	8,178,800,000.00	325,385,975.77	2,864,319,866.32	35	
23010101	Purchase/Acquisition Of Land	808,000,000.00	40,260,980.00	756,145,261.83	94	
23010103	Purchase Of Residential Buildings	50,000,000.00	1,322,333.00	1,322,333.00	3	
23010105	Purchase Of Motor Vehicles	1,550,500,000.00	-	422,696,750.00	27	
23010107	Purchase Of Trucks	150,000,000.00	-	23,121,000.00	15	
23010108	Purchase Of Buses	-	-	-	0	
23010112	Purchase Of Office Furniture And Fittings	643,800,000.00	43,037,048.08	302,170,673.69	47	
23010113	Purchase Of Computers	387,740,000.00	10,248,900.00	76,237,315.00	20	
23010114	Purchase Of Computer Printers	32,000,000.00	-	-	0	
23010115	Purchase Of Photocopying Machines	18,000,000.00	-	5,450,000.00	30	
23010117	Purchase Of Shredding Machines	12,260,000.00	-	-	0	
23010118	Purchase Of Scanners	21,100,000.00	-	-	0	
23010119	Purchase Of Power Generating Set	342,000,000.00	3,310,000.00	174,756,902.00	51	
23010120	Purchase Of Canteen/Kitchen Equipment	20,000,000.00	-	-	0	
23010121	Purchase Of Residential Furniture	340,000,000.00	14,714,023.46	120,923,230.62	36	
23010122	Purchase Of Health/ Medical Equipment	1,502,500,000.00	56,206,552.05	508,779,947.50	34	
23010123	Purchase Of Fire Fighting Equipment	56,000,000.00	13,354,346.68	28,354,346.68	51	
23010124	Purchase Of Teaching/Learning Equipment	119,000,000.00	10,000,000.00	44,766,245.00	38	
23010125	Purchase Of Library Books & Equipments	39,500,000.00	8,442,500.00	18,575,439.25	47	
23010126	Purchase Of Sporting/Gaming Equipments	50,000,000.00	-	-	0	
23010127	Purchase Of Agricultural Equipment	190,200,000.00	-	18,554,700.00	10	
23010128	Purchase Of Security Equipments	41,000,000.00	-	9,537,000.00	23	
23010129	Purchase Of Industrial Equipments	88,200,000.00	-	-	0	
23010130	Purchase Of Recreational Facilities	26,000,000.00	-	-	0	
23010132	Purchase Of Security Equipments	8,000,000.00	-	4,845,000.00	61	
23010133	Purchase Of Surveying Equipment	82,000,000.00	-	2,000,000.00	2	
23010140	Purchase OF Water Drilling Equipment	120,000,000.00	-	14,005,000.00	12	

ECONOMIC CODE	PARTICULARS	ANNUAL BUDGET	ACTUAL EXPENDITURE THIS MONTH DEC 2018	ACTUAL EXPENDITURE TO DATE	% ACHIEVED ON BUDGET	REMARKS
23010141	Purchase of Sanitary Equipment	15,000,000.00	-	-	0	
23010142	Purchase Of Electrical Equipment	16,000,000.00	7,520,000.00	9,520,000.00	60	
23010143	Purchase of Water Supply Equipment	230,000,000.00	4,672,000.00	22,922,450.00	10	
23010145	Purchase Of Heavy Duty Plant and Machine	125,000,000.00	81,099,042.50	106,672,042.50	85	
23010146	Purchase Of Road Construction Equipment	-	-	-	0	
23010147	Purchase Of Spare Parts And Tools General	165,000,000.00	16,656,000.00	83,402,300.00	0	
23010148	Purchase of School Furniture and Fittings	550,000,000.00	5,407,250.00	71,277,755.00	0	
23010149	Purchase of Hospital Furniture & Fittings	380,000,000.00	9,135,000.00	38,284,174.25	0	
2302	CONSTRUCTION / PROVISION OF FIXED ASSETS - GENERAL	23,976,805,000.00	4,423,166,189.98	17,949,951,476.32	75	
230201	CONSTRUCTION / PROVISION	23,976,805,000.00	4,423,166,189.98	17,949,951,476.32	75	
23020101	Construction/Provison Of Office Buildings	970,307,000.00	134,888,279.39	406,485,451.51	42	
23020102	Construction/Provison Of Residential Buildings	1,665,000,000.00	100,804,950.00	470,574,542.91	28	
23020103	Construction/Provison Of Electricity	967,000,000.00	137,071,234.00	822,374,945.38	85	
23020105	Construction/Provison Of Water Facilities	671,498,000.00	50,206,728.00	191,823,104.00	29	
23020106	Construction/Provison Of Hospitals/ Health Centers	1,591,000,000.00	63,030,179.76	162,925,458.01	10	
23020107	Construction/Provison Of Public Schools	2,170,000,000.00	57,276,914.75	1,000,676,695.39	46	
23020109	Dairy and Artificial Insemination	10,000,000.00	-	-	0	
23020110	Construction / Provision Of Fire Fighting Stations	30,000,000.00	-	-	0	
23020112	Construction/Provison Of Sporting Facilities	60,000,000.00	3,404,300.00	3,404,300.00	6	
23020113	Construction/Provison Of Agricultural Facilities	100,000,000.00	-	42,700,000.00	43	
23020114	Construction/Provison Of Roads	6,620,000,000.00	2,898,859,821.11	6,580,300,894.02	99	
23020116	Construction/Provision Of Water-Ways	1,149,000,000.00	26,756,656.00	724,110,538.53	63	
23020117	Construction/Provison Of Air Port/Aerodromes	7,500,000,000.00	905,230,408.22	7,491,846,127.82	100	
23020118	Construction/Provison Of Infrastructure*	250,000,000.00	26,197,718.75	26,197,718.75	10	
23020119	Construction/Provison Of Recreational Facilities	23,000,000.00	-	-	0	
23020124	Construction Markets/ Parks	20,000,000.00	-	-	0	
23020128	Construction of Warehouse and shops	85,000,000.00	-	7,092,700.00	8	
23020129	Construction of Mosques and Islamiya	95,000,000.00	19,439,000.00	19,439,000.00	20	
2303	REHABILITATION / REPAIRS OF FIXED ASSETS	5,710,706,000.00	606,391,575.29	2,605,895,855.91	46	
230301	REHABILITATION / REPAIRS OF FIXED ASSETS - GENERAL	5,710,706,000.00	606,391,575.29	2,605,895,855.91	46	
23030101	Rehabilitation/Repairs Of Residential Buidings	707,000,000.00	26,000,000.00	553,951,250.09	78	

ECONOMIC CODE	PARTICULARS	ANNUAL BUDGET	ACTUAL EXPENDITURE THIS MONTH DEC 2018	ACTUAL EXPENDITURE TO DATE	% ACHIEVED ON BUDGET	REMARKS
23030102	Rehabilitation/Repairs - Electricity	210,000,000.00	175,943,825.52	193,676,825.52	92	
23030103	Rehabilitation/Repairs - Housing	-	-	-	0	
23030104	Rehabilitation/Repairs - Water Facilities	205,000,000.00	1,500,000.00	131,811,450.00	64	
23030105	Rehabilitation/Repairs - Hospital/ Health Centers	1,188,000,000.00	64,331,431.34	599,541,901.21	50	
23030106	Rehabilitation/Repairs - Public Schools	1,403,500,000.00	4,000,000.00	124,126,708.40	9	
23030111	Rehabilitation/Repairs - Sporting Facilities	80,000,000.00	59,270,000.00	60,870,000.00	76	
23030112	Rehabilitation/Repairs - Agricultural Facilities	5,000,000.00	-	-	0	
23030113	Rehabilitation/Repairs - Roads	440,000,000.00	215,002,364.82	398,666,128.35	91	
23030115	Rehabilitation/Repairs - Water-Way	130,000,000.00	2,350,000.00	33,200,000.00	26	
23030119	Rehabilitation/Repairs - Air Navigational Equipments	40,000,000.00	18,265,000.00	28,100,000.00	70	
23030121	Rehabilitation/Repairs Of Office Buildings	1,262,206,000.00	39,728,953.61	456,700,287.87	36	
23030123	Rehabilitation/Repairs Of Traffic/ Street Lights	40,000,000.00	-	25,251,304.47	63	
2304	PRESERVATION OF THE ENVIRONMENT	515,000,000.00	8,710,000.00	118,921,292.00	23	
230401	PRESERVATION OF THE ENVIRONMENT - GENERAL	515,000,000.00	8,710,000.00	118,921,292.00	23	
23040101	Tree Planting	280,000,000.00	8,710,000.00	98,921,292.00	35	
23040103	Wildlife Conservation	15,000,000.00	-	-	0	
23040104	Industrial Pollution Prevention & Control	60,000,000.00	-	20,000,000.00	33	
23040105	Water Pollution Prevention & Control	130,000,000.00	-	-	0	
23040106	Maps, survey/and Dessign	30,000,000.00	-	-	0	
2305	OTHER CAPITAL PROJECTS	5,547,220,000.00	1,578,276,822.81	3,159,701,514.52	57	
230501	ACQUISITION OF NON TANGIBLE ASSETS	5,547,220,000.00	1,578,276,822.81	3,159,701,514.52	57	
23050101	Research And Development	321,000,000.00	4,540,000.00	136,171,911.00	42	
23050102	Computer Software Acquisition	65,000,000.00	-	32,540,200.51	50	
23050103	Monitoring And Evaluation	377,000,000.00	11,394,000.00	166,707,000.00	44	
23050104	Anniversaries/Celebration	92,000,000.00	15,172,500.00	38,904,500.00	42	
23050107	Margin For Increases In Cost	10,000,000.00	-	-	0	
23050111	Operation cost of Election Activities	-	-	-	0	
23050124	Advocacy, Enlightenment & Campaign	50,000,000.00	-	13,886,483.00	28	
23050128	Counterpart Funding	2,842,802,000.00	842,527,762.81	1,142,863,914.29	40	
23050129	Capitalisation and Sustainability	90,000,000.00	-	-	0	
23050130	Registration and Exams Fees	1,659,418,000.00	704,642,560.00	1,606,652,705.72	97	
23110006	Maps Survey and Design	40,000,000.00	-	21,974,800.00	55	



+234 704 3939 999 www.redinkltd.com