

**FINANCIAL STATEMENTS**  
OF THE GOVERNMENT OF  
**BAYELSA STATE OF NIGERIA**  
**2020**



**BAYELSA**  
THE GLORY OF ALL LANDS



ANNUAL REPORT OF THE ACCOUNTANT-GENERAL BAYELSA STATE FOR THE YEAR ENDED 31ST DECEMBER, 2020



**FINANCIAL STATEMENTS**  
OF THE GOVERNMENT OF  
**BAYELSA STATE OF NIGERIA**

**2020**




**BAYELSA**  
THE GLORY OF ALL LANDS



**FINANCIAL STATEMENTS**  
OF THE GOVERNMENT OF  
**BAYELSA STATE OF NIGERIA**

**2020**



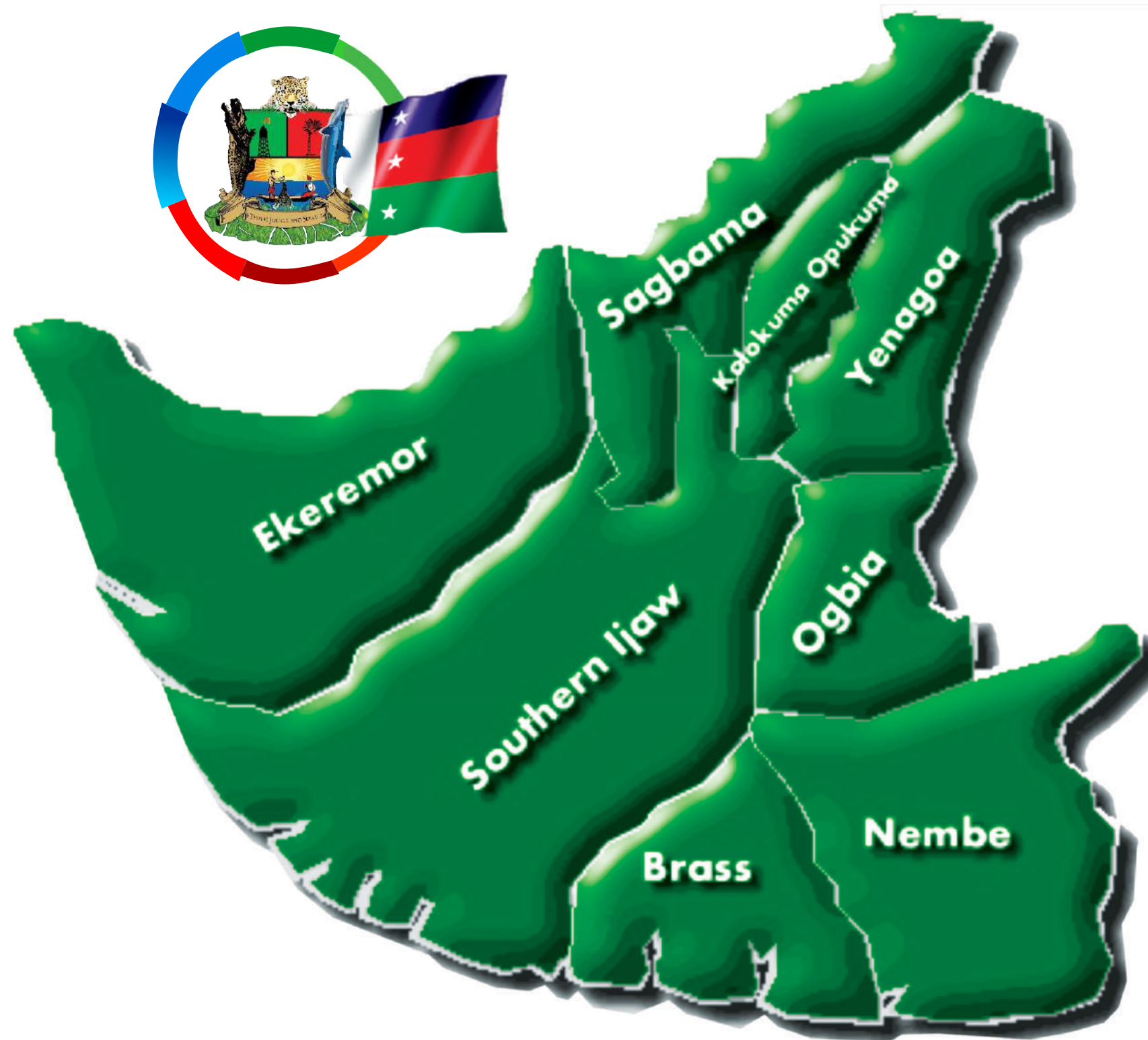
# Bayelsa

THE GLORY OF ALL LANDS



**FINANCIAL STATEMENTS**  
OF THE GOVERNMENT OF  
BAYELSA STATE OF NIGERIA

**2020**





**FINANCIAL STATEMENTS**  
OF THE GOVERNMENT OF  
**BAYELSA STATE OF NIGERIA**

**2020**




**HIS EXCELLENCY**  
**SENATOR DOUYE DIRI**  
**GOVERNOR BAYELSA STATE**



**FINANCIAL STATEMENTS**  
OF THE GOVERNMENT OF  
**BAYELSA STATE OF NIGERIA**

**2020**




**HIS EXCELLENCY**  
**SENATOR LAWRENCE EWHRUDJAKPOR**  
**DEPUTY GOVERNOR BAYELSA STATE**




**FINANCIAL STATEMENTS**  
OF THE GOVERNMENT OF  
BAYELSA STATE OF NIGERIA

**2020**



**MR. MAXWELL EBIBAI**  
HONOURABLE COMMISSIONER FOR FINANCE



**FINANCIAL STATEMENTS**  
OF THE GOVERNMENT OF  
**BAYELSA STATE OF NIGERIA**

**2020**



**IFIDI TOKONI (FCA)**  
**ACCOUNTANT - GENERAL**




**FINANCIAL STATEMENTS**  
OF THE GOVERNMENT OF  
**BAYELSA STATE OF NIGERIA**

**2020**




**SIKPI NATHANIEL LOVEDAY ( FCA, ACTI )**  
**DIRECTOR, FINAL ACCOUNTS UNIT**





**FINANCIAL STATEMENTS**  
OF THE GOVERNMENT OF  
**BAYELSA STATE OF NIGERIA**

**2020**



**HEAD AND STAFF OF FINAL ACCOUNTS UNIT**



**FINANCIAL STATEMENTS**  
OF THE GOVERNMENT OF  
BAYELSA STATE OF NIGERIA


**2020**



# CONTENTS

**PAGE**

<b>01</b>	<b>COVER PAGE</b>	
<b>02</b>	<b>TABLE OF CONTENT</b>	<b>9</b>
<b>03</b>	<b>ACCOUNTANT-GENERAL'S ANNUAL REPORT</b>	<b>10</b>
<b>04</b>	<b>STATEMENT OF RESPONSIBILITY</b>	<b>13</b>
<b>05</b>	<b>AUDIT CERTIFICATE</b>	<b>14</b>
<b>06</b>	<b>CASH FLOW STATEMENT</b>	<b>15</b>
<b>07</b>	<b>STATEMENT OF ASSETS AND LIABILITIES</b>	<b>17</b>
<b>08</b>	<b>STATEMENT OF CONSOLIDATED REVENUE FUND</b>	<b>18</b>
<b>09</b>	<b>STATEMENT OF CAPITAL DEVELOPMENT FUND</b>	<b>19</b>
<b>10</b>	<b>NOTES ON THE FINANCIAL STATEMENTS</b>	<b>20</b>
<b>12</b>	<b>ACCOUNTING POLICIES &amp; EXPLANATORY NOTES</b>	<b>119</b>
<b>13</b>	<b>FINANCIAL GRAPHS</b>	<b>128</b>



## FINANCIAL STATEMENTS OF THE GOVERNMENT OF BAYELSA STATE OF NIGERIA

# 2020



# INTRODUCTION

## INTRODUCTION

In accordance with the Financial Regulations and the provisions of the Finance (Control and Management) Act of 1958, Cap 144 LFN, as amended, it is my pleasure to present the Accounts of the Government of Bayelsa State for the year ended December 31, 2020 together with the financial statements.

## INTERNALLY GENERATED REVENUE

The Bayelsa State Internally Generated Revenue for the 2020 financial year stands at N12.496 Billion as against N16.808 Billion in 2019. This represents a decrease of 25.65% over the actual revenue collected in year 2019 but an increase of 24.96% over budgeted revenue targets for the 2020 financial year.

The reduction in actual Internally Generated Revenue receipt is majorly due to the decrease in business activities that resulted from the economic lockdown measures occasioned by the COVID-19 pandemic.

## STATUTORY ALLOCATION & VALUE ADDED TAX & OTHER RECEIPTS

The Bayelsa State Government received total revenue of N136.139 Billion Naira from FAAC as against the budgeted amount of N94.218 Billion in 2020. The Share of Statutory Allocation (FAAC) was N108.148 Billion, Value Added Tax was N12.520 Billion and Statutory Allocation (Other Agencies) was N15.471 Billion. Inclusive in the Statutory Allocation (Other Agencies) is Gain on Exchange rate Difference of N5.058 Billion.

## FEDERAL GOVERNMENT REIMBURSEMENT ON CAPITAL PROJECTS EXECUTED

The Bayelsa State Government received the sum of N38.404 Billion Naira as total value of promissory notes received and discounted at 7.5%. The sum of N10.892 Billion Naira and N27.513 Billion Naira represents Cost of Discounting and Actual value received respectively.

## INVESTMENT (INCOME, SHARES & SECURITIES)

The State Government earned a total of N61.211 Million Naira from dividend and other investment income during the year under review. There was a decrease in the actual dividend and investment income received as compared with the previous year receipt of N115.969 Million Naira. In relation



## FINANCIAL STATEMENTS OF THE GOVERNMENT OF BAYELSA STATE OF NIGERIA

# 2020



to Internally Generated Revenue, Investment income recorded 0.49%.

### **CONSOLIDATED REVENUE FUND CHARGES**

The sum of N10.151 Billion was expended on Consolidated Revenue Fund Charges (Pension and Gratuity only) in 2020 as against N7.323 Billion in the previous year.

### **INTERNAL & EXTERNAL DEBT PROFILE**

The internal Debt Stock of the State stands at N75.275 Billion, as at 31st December, 2020. The servicing of these obligations gulped a total sum of N15.056 Billion only for the year under review.

The State Government through the World Bank obtained an IDA credit facility in 2013 for State Employment & Expenditure for Results (SEEFOR) Project. The facility is repayable within 30 years after a ten year moratorium period.


The External Debt stock of the State now stands at \$62.972 Million US Dollars, (N23.929 Billion Naira) as at 31<sup>st</sup> December 2020. The servicing of the State external debt obligations gulped a total sum of N275.150 million only for the year under review.

### **PERSONNEL COST**

The Personnel cost implication of the State Government for the year ended 31<sup>st</sup> December 2020 is N49.028 Billion only. This represents a decrease of 1.60% over the actual personnel cost of N49.823 Billion for 2019. The personnel cost for 2020 includes N219.42 Million expended by Government on the statutory salaries and allowances of the Governor, Deputy Governor, Auditors-General of the State and Local Government, Chairmen and members of the various statutory Commissions such as State Independent Electoral Commission (SIEC) , Civil Service commission, Local Government Service Commission, Judicial Service Commission and House of Assembly Service Commission.


### **CAPITAL EXPENDITURE**

The State Government expended N38.096 Billion on Capital expenditure for 2020. This is against a budgetary provision of N40.78 Billion. The Sector allocation of this expenditure is as follows: Administration 0.58%, Economic 89.34%, Law & Justice 0.76%, Regional Development 0.00%, Social Service 9.32% and Aids & Grants 0.00%.



## FINANCIAL STATEMENTS OF THE GOVERNMENT OF BAYELSA STATE OF NIGERIA

# 2020



### **OVERHEAD COST**

The State Government expended N28.609 Billion as its overhead cost for 2020 fiscal year. This is against an actual expenditure of N42.037 Billion for 2019.

### **OTHER OPERATING COST**

The State Government expended N23.435 Billion as Other operating cost for 2020 fiscal year. This is against an actual of N7.672 Billion for 2019 which represents a 205.46% increase over the previous year.

This amount is made up of: Tax consultancy N0.570 Billion, Transfer to other funds N0.799 Billion, Cost of Discounting Promissory notes N10.892 Billion, NYSC payments N0.802 Billion, Bank Charges and other associated costs N4.313 Billion and FAAC Deductions N6.572 Billion.

### **COVID-19 RESPONSE EXPENDITURE**

The State Government Budgeted a total of N29,483,758,000.00 for COVID-19 Response Expenditure in the year 2020. The actual expenditure for Covid-19 activities is N4,965,005,451.82. This represents 16.84% of the budgeted Covid-19 response expenditure.

### **NOTES TO THE FINANCIAL STATEMENTS**

All the applicable reference notes to the Financial Statements are for the current reporting year and not applicable to the comparative preceding year.

### **CONCLUSION**

I wish to express my profound appreciation to all Treasury Staff for their abiding loyalty, commitment and support throughout the year. I am also particularly grateful to the Honorable Commissioner for Finance for his esteemed leadership and support; the Permanent Secretary, the Auditor-General (State) and staff for their co-operation and understanding, which made possible the production of the Financial Statements.  
God Bless you all.

**IFIDI TOKONI. (FCA)**  
**Accountant-General**



FINANCIAL STATEMENTS  
OF THE GOVERNMENT OF  
BAYELSA STATE OF NIGERIA

2020




## STATEMENT OF RESPONSIBILITY

These Financial Statements have been prepared by the Accountant- General of Bayelsa State in accordance with the provisions of the Finance (Control and Management) Act 1958 as amended and other relevant extant laws and policies. The Financial Statements comply with generally accepted accounting policies and practice.

To fulfil accounting and reporting responsibilities, the Accountant- General is responsible for preparing, reporting, establishing and maintaining a system of internal controls designed to provide reasonable assurance that the transactions recorded are within statutory authority and properly record the receipt and payment of Public Financial resources by the government.

Efforts have been made to ensure that these Financial Statements reflect the true and fair view of the financial position of Bayelsa State Government as at 31st December, 2020.

**IFIDI TOKONI. (FCA)**  
**Accountant-General**



**FINANCIAL STATEMENTS**  
OF THE GOVERNMENT OF  
**BAYELSA STATE OF NIGERIA**

**2020**



**GOVERNMENT OF BAYELSA STATE OF NIGERIA**  
Office of the State Auditor General

Auditor General  
DOUNANA TARIMOTIMI FCNA, ACTI  
Tel: 08036720659  
Email: dounana2222@gmail.com



P. M. B. 19  
Yenagoa  
Email: stateauditbayelsa1@yahoo.com

Our Ref: Aud.4/5/Vol.I/118  
Your Ref: \_\_\_\_\_

Date: 10<sup>th</sup> May, 2021.

**AUDIT CERTIFICATE**

The Financial Statements and Accounts of the Government of Bayelsa State of Nigeria for the year ended December 31<sup>st</sup> 2020 have been audited in accordance with section 125(2) of the Constitution of the Federal Republic of Nigeria 1999 (as amended) and Section 12(3) of the Bayelsa State Audit Law 2020.

The audit was conducted in accordance with International Standards on Auditing and INTOSAI Auditing Standards.

In the course of the audit, I evaluated the overall adequacy of the information presented in the General Purpose Financial Statements which were prepared in accordance with International Public Sector Accounting Standards IPSAS (cash) as described in the statement of accounting policies. I have obtained information and explanation that to the best of my knowledge was relevant and necessary for the purposes of the audit. This audit has provided me with reasonable evidences and assurances which formed the basis for my independent opinion.

In my opinion, the Financial Statements which are in agreement with the books of accounts and records show a true and fair view of the Financial Position of the Government of Bayelsa State for the year ended December 31<sup>st</sup> 2020 and the transactions for the fiscal year ended on that date.


**Special Opinion:**

The State is eligible to receive performance-based grant financing from the Federal Government subject to performance against predefined criteria in the World Bank Assisted State Fiscal Transparency, Accountability and Sustainability Program for Results (SFTAS Program). The expenditure framework and receipts are detailed in Note 14 in the attached General Purpose Financial Statements of Bayelsa State Government.

In my opinion, Note 14 presents fairly, in all material respects, the expenditures incurred and funds received against the SFTAS Program by the State for the year ended December 31<sup>st</sup> 2020 in accordance with IPSAS (cash) as described in the statement of accounting policies.


Office of the State Auditor-General  
P.M.B. 19  
Yenagoa.

 10/05/2021  
Dounana Tarimotimi FCNA, ACTI  
Ag. Auditor-General  
Bayelsa State of Nigeria



**FINANCIAL STATEMENTS**  
OF THE GOVERNMENT OF  
**BAYELSA STATE OF NIGERIA**

**2020**




**STATEMENT NO 1**

**CASH FLOW STATEMENT FOR THE YEAR ENDED 31ST DECEMBER 2020**


REVISED 2020 COVID-19 BUDGET		NOTE	YEAR 2020 ₦	YEAR 2019 ₦
	<b>CASH FLOW FROM OPERATING ACTIVITIES RECEIPT:</b>			
	<b>RECEIPTS</b>			
84,421,322,394.00	Statutory Allocation (FAAC)	1(F)	123,618,999,367.57	163,103,031,709.47
9,796,403,415.00	Value Added Tax	1E	12,519,882,553.29	10,322,385,888.32
<b>94,217,725,809.00</b>	<b>Statutory Allocation Total</b>		<b>136,138,881,920.86</b>	<b>173,425,417,597.79</b>
9,781,331,190.10	Taxes	2A	10,364,773,134.23	16,022,124,724.59
93,310,127.90	Licenses	2B	4,810,000.00	22,813,215.90
75,041,168.45	Fees	2C	1,391,849,810.97	114,207,774.97
50,317,513.55	Fines	2D	3,978,063.33	3,594,670.00
0.00	Sales	2E	571,994,409.55	453,251,000.00
0.00	Rent	2F	17,104,700.00	73,365,023.45
0.00	Interest	2G	80,309,611.69	2,901,253.02
0.00	Investment Income	2H	61,210,590.53	115,969,320.38
<b>10,000,000,000.00</b>	<b>Independent Revenue Total</b>		<b>12,496,030,320.30</b>	<b>16,808,226,982.31</b>
36,000,000,000.00	Reimbursement on Capital Projects	3D	38,404,474,783.00	0.00
273,600,000.00	Other Revenue Sources	3	1,353,195,052.85	195,740,796.44
<b>140,491,325,809.00</b>	<b>TOTAL RECEIPTS</b>		<b>188,392,582,077.01</b>	<b>189,924,378,854.32</b>
	<b>PAYMENTS:</b>			
51,646,082,757.00	Personal Emolument(includes salaries on crfc)	4A	49,028,196,823.92	49,823,360,057.74
30,071,327,222.00	Overhead Cost	5	28,609,400,933.98	42,037,850,508.58
10,300,000,000.00	Consolidated Revenue Fund Charges (P&G only)	7(A)	10,151,160,183.88	7,322,547,024.82
0.00	Contribution to Pension Fund		0.00	0.00
28,024,000,000.00	Other Operating Activities	7(B)	23,435,069,788.05	7,671,594,534.77
20,163,600,000.00	Statutory Transfers & Contributions	7(C)	20,160,605,608.17	0.00
<b>140,205,009,979.00</b>	<b>Total Payment</b>		<b>131,384,433,338.00</b>	<b>106,855,352,125.91</b>
<b>286,315,830.00</b>	<b>Net Cash flow from Operating Activities:</b>		<b>57,008,148,739.01</b>	<b>83,069,026,728.41</b>
	<b>CASHFLOW FROM INVESTING ACTIVITIES</b>			
5,128,000,000.00	Capital Expenditure: Administrative Sector	6	(220,600,000.00)	(355,141,000.00)
30,270,000,000.00	Capital Expenditure: Economic Sector (cost of discounting inclusive)	6	(34,033,697,687.24)	(37,639,588,911.77)
396,000,000.00	Capital Expenditure: Law & Justice Sector	6	(290,697,674.42)	(100,000,000.00)
0.00	Capital Expenditure: Regional Development Sector	6	0.00	(80,250,000.00)
4,982,000,000.00	Capital Expenditure: Social Service Sector	6	(3,550,734,697.39)	(3,984,197,761.23)
0.00	Capital Expenditure: Funded by Aid & Grants	6	0.00	0.00
<b>(40,776,000,000.00)</b>	<b>Net Cash flow from Investing Activities</b>		<b>(38,095,730,059.05)</b>	<b>(42,159,177,673.00)</b>





**FINANCIAL STATEMENTS**  
OF THE GOVERNMENT OF  
**BAYELSA STATE OF NIGERIA**

**2020**



**STATEMENT NO 1**

**CASH FLOW STATEMENT FOR THE YEAR ENDED 31ST DECEMBER 2020**

<b>BUDGET YEAR 2020</b>	<b>CASH FLOW FROM FINANCING ACTIVITIES:</b>	<b>NOTE</b>	<b>YEAR 2020</b>	<b>YEAR 2019</b>
9,880,000,000.00	Proceeds from Aids & Grants	3C	2,850,000,000.00	0.00
0.00	Proceeds from External Loan	9	0.00	2,359,404,025.54
32,784,246,603.00	Proceeds from Internal Loans	9	0.00	0.00
0.00	Proceeds from other Funds		0.00	0.00
(5,000,000,000.00)	Repayment of External Loans(including servicing)	9	(275,150,299.20)	(991,174,585.06)
(30,000,000,000.00)	Repayment of Internal Loans-Commercial(including servicing)	9	(4,017,058,656.61)	(25,382,617,767.12)
0.00	Repayment of Internal Loans-State Bond(including servicing)	9	0.00	(2,468,505,218.30)
0.00	Repayment of Internal Loans-FGN Bond(including servicing)	9	(8,893,882,229.76)	(8,894,080,329.77)
0.00	Repayment of Internal Loans-FGN-ECA(including servicing)	9	(633,378,868.75)	(1,418,866,862.58)
0.00	Repayment of Internal Loans-FGN-Bailout(including servicing)	9	(81,395,052.85)	(191,047,681.63)
0.00	Repayment of Internal Loans-FGN- Budget Support(including servicing)	9	(762,835,897.05)	(457,701,538.23)
0.00	Accelerated Agricultural Development Scheme	9	(667,794,385.86)	0.00
<b>7,664,246,603.00</b>	<b>Net Cash flow from Financing Activities:</b>		<b>(12,481,495,390.08)</b>	<b>(37,444,589,957.15)</b>
	<b>MOVEMENTS IN OTHER CASH EQUIVALENT ACCOUNTS</b>			
0.00	Increase in Investments	8	841,237,972.86	1,250,284,859.89
0.00	Net Decrease in other Cash Equivalents		(766,211,945.72)	(74,865,000.00)
<b>0.00</b>	<b>Total Cash flow from other Cash Equivalent Accounts</b>		<b>75,026,027.14</b>	<b>1,175,419,859.89</b>
	<b>NET CASH FOR THE PERIOD:</b>		<b>6,505,949,317.02</b>	<b>4,640,678,958.15</b>
0.00	<b>CASH &amp; IT'S EQUIVALENT AS AT 1<sup>ST</sup> JANUARY, 2020</b>		<b>13,620,271,315.16</b>	<b>8,979,592,357.01</b>
0.00	<b>CASH &amp; IT'S EQUIVALENT AS AT 31<sup>ST</sup> DECEMBER, 2020</b>	10(A)	<b>20,126,220,632.18</b>	<b>13,620,271,315.16</b>

The accompanying notes are an integral part of these Financial Statements

 31/3/21

**IFIDI TOKONI. (FCA)**  
Accountant-General



**FINANCIAL STATEMENTS**  
OF THE GOVERNMENT OF  
**BAYELSA STATE OF NIGERIA**

**2020**



**STATEMENT NO 2**


**STATEMENT OF ASSETS AND LIABILITIES FOR THE YEAR ENDED 31ST DECEMBER, 2020**

<b>ASSETS</b>	<b>NOTE</b>	<b>YEAR 2020</b> ₦	<b>YEAR 2019</b> ₦
<b>Liquid Assets</b>			
Cash and Bank Balances (TREASURY)	10A	18,085,740,815.69	3,192,159,635.96
Cash and Bank Balances (MDA's)	10A	2,040,479,816.49	10,428,111,679.20
Cash Balance Held by Joint Trustees		0.00	916,264,000.00
<b>TOTAL LIQUID ASSETS</b>		<b>20,126,220,632.18</b>	<b>14,536,535,315.16</b>
<b>Investment and Other Cash Assets</b>			
Investment	8	6,837,931,283.82	5,996,693,310.96
Advances		0.00	0.00
Intangible Assets		0.00	0.00
<b>LIABILITIES OVER ASSETS</b>	13	99,204,744,143.11	98,635,417,995.05
<b>TOTAL INVESTMENT AND OTHER CASH ASSETS</b>		<b>106,042,675,426.93</b>	<b>104,632,111,306.01</b>
<b>TOTAL ASSETS</b>		<b>126,168,896,059.11</b>	<b>119,168,646,621.17</b>
<b>LIABILITIES:</b>			
<b>Public Funds</b>			
Consolidated Revenue Fund	S3	10,655,191,838.10	9,664,665,369.77
Capital Development Fund	S4	16,308,960,077.90	10,868,563,256.35
<b>TOTAL PUBLIC FUNDS</b>		<b>26,964,151,916.00</b>	<b>20,533,228,626.12</b>
<b>EXTERNAL AND INTERNAL LOANS</b>			
External Loans	9	23,929,278,665.28	18,222,612,493.32
Internal Loans	9	75,275,465,477.83	80,412,805,501.73
<b>Total External and Internal Loans</b>		<b>99,204,744,143.11</b>	<b>98,635,417,995.05</b>
<b>OTHER LIABILITIES</b>			
Deposits		0.00	0.00
<b>TOTAL PUBLIC FUNDS &amp; LIABILITIES</b>		<b>126,168,896,059.11</b>	<b>119,168,646,621.17</b>

The accompanying notes are an integral part of these financial statements

31/3/21

**IFIDI TOKONI. (FCA)**  
Accountant-General



**FINANCIAL STATEMENTS**  
OF THE GOVERNMENT OF  
**BAYELSA STATE OF NIGERIA**

**2020**



**STATEMENT NO 3**


**STATEMENT OF CONSOLIDATED REVENUE FUND FOR THE YEAR ENDED 31ST DECEMBER, 2020**

ACTUAL PREVIOUS YEAR 2019 ₦		NOTES	ACTUAL YEAR 2020 ₦	FINAL BUDGET YEAR 2020 ₦	REVISED 2020 COVID-19 BUDGET ₦	SUPPLEMENTARY YEAR 2020 ₦	VAR. %
7,085,759,504.65	Opening Balance (A)		9,664,665,369.77	0.00	0.00	0.00	
	<b>ADD: REVENUE</b>						
163,103,031,709.47	Statutory Allocation	1(F)	123,618,999,367.57	84,421,322,394.00	84,421,322,394.00	0.00	46.43
10,322,385,888.32	Value Added Tax	1E	12,519,882,553.29	9,796,403,415.00	9,796,403,415.00	0.00	27.80
<b>173,425,417,597.79</b>	<b>Statutory Allocation Total</b>		<b>136,138,881,920.86</b>	<b>94,217,725,809.00</b>	<b>94,217,725,809.00</b>	<b>0.00</b>	44.49
16,022,124,724.59	Taxes	2A	10,364,773,134.23	9,781,331,190.10	9,781,331,190.10	0.00	5.96
22,813,215.90	Licenses	2B	4,810,000.00	93,310,127.90	93,310,127.90	0.00	(94.84)
62,252,252.75	Fees	2C	1,391,849,810.97	75,041,168.45	75,041,168.45	0.00	94.60
3,594,670.00	Fines	2D	3,978,063.33	50,317,513.55	50,317,513.55	0.00	(92.09)
453,251,000.00	Sales	2E	571,994,409.55	0.00	0.00		
73,365,023.45	Rent	2F	17,104,700.00	0.00	0.00		100
						0.	0.00
115,969,320.38	Interest	2G	80,309,611.69	0.00	0.00	0.00	100
2,901,253.02	Investment Income	2H	61,210,590.53	0.00	0.00	0.00	100
<b>16,808,226,982.31</b>	<b>Independent Revenue Total</b>		<b>12,496,030,320.30</b>	<b>10,000,000,000.00</b>	<b>10,000,000,000.00</b>	<b>0.00</b>	19.97
195,740,796.44	Other Revenue Sources	3	39,757,669,835.85	36,273,600,000.00	36,273,600,000.00	0.00	34.09
<b>189,924,378,854.32</b>	<b>TOTAL REVENUE (B)</b>		<b>188,392,582,077.01</b>	<b>140,491,325,809.00</b>	<b>140,491,325,809.00</b>		25.43
	<b>LESS: EXPENDITURE:</b>						
49,823,360,057.74	Personnel Cost	4A	49,028,196,823.92	51,646,082,757.00	51,646,082,757.00	0.00	5.07
42,037,850,508.58	Overhead Cost	5	28,609,400,933.98	30,071,327,222.00	30,071,327,222.00	0.00	4.86
7,322,547,024.82	Consol. Rev. fund chrgs(P&G)	7(A)	10,151,160,183.88	10,300,000,000.00	10,300,000,000.00	10	0.00
7,671,594,534.77	Other Operating Activities	7(B)	23,435,069,788.05	28,024,000,000.00	28,024,000,000.00	0.00	16.37
0.00	Statutory Transf & Contrition	7(C)	20,160,605,608.17	20,163,600,000.00	20,163,600,000.00	0.00	
991,174,585.06	Repayment of Internal loans	9	15,056,345,090.88	30,000,000,000.00	30,000,000,000.00	0.00	49.82
38,812,819,397.63	Repayment of External loans	9	275,150,299.20	5,000,000,000.00	5,000,000,000.00	0.00	94.49
<b>146,659,346,108.60</b>	<b>TOTAL EXPENDITURE (C)</b>		<b>146,715,928,728.08</b>	<b>175,205,009,979.00</b>	<b>175,205,009,979.00</b>	<b>0.00</b>	3.31
<b>50,350,792,250.37</b>	<b>OPERATING BALANCE D=(A + B-C)</b>		<b>51,341,318,718.70</b>	<b>(34,713,684,170.00)</b>	<b>(34,713,684,170.00)</b>	<b>0.00</b>	0.00
	<b>APPROPRIATION/TRANSFER</b>						
40,686,126,880.60	Transfer to Capital Dev.Fund (E)		40,686,126,880.60	60,517,000,000.00	60,517,000,000.00	0.00	0.00
<b>9,664,665,369.77</b>	<b>CLOSING BALANCE(D-E)</b>		<b>10,655,191,838.10</b>	<b>25,803,315,830.00</b>	<b>25,803,315,830.00</b>	<b>0.00</b>	

The accompanying notes are an integral part of these financial statements



IFIDI TOKONI. (FCA)  
Accountant-General



**FINANCIAL STATEMENTS**  
OF THE GOVERNMENT OF  
**BAYELSA STATE OF NIGERIA**

**2020**



**STATEMENT NO 4**


**STATEMENT OF CAPITAL DEVELOPMENT FUND FOR THE YEAR ENDED 31ST DECEMBER, 2020**

ACTUAL PREVIOUS YEAR 2019		NOTE	ACTUAL	FINAL BUDGET	REVISED 2020 COVID-19 BUDGET	SUPPLIMENTARY BUDGET	VAR.
₦			₦	₦	₦	₦	%
9,982,210,023.21	Opening Balance (A)		10,868,563,256.35	0.00	0.00	0.00	
	<b>ADD: CAPITAL RECEIPTS</b>						
40,686,126,880.60	Transfer from CRF:		40,686,126,880.60	60,517,000,000.00	60,517,000,000.00	0.00	32.77
2,359,404,025.54	Loans(External)	9	0.00	0.00	0.00	0.00	0.00
0.00	Loans(Internal)	9	0.00	32,784,246,603.00	32,784,246,603.00	0.00	100
0.00	Aids & Grants	3C	2,850,000,000.00	9,880,000,000.00	9,880,000,000.00	0.00	71.15
				0.00	0.00		
<b>43,045,530,906.14</b>	<b>TOTAL CAPITAL RECEIPT (B)</b>		<b>43,536,126,880.60</b>	<b>103,181,246,603.00</b>	<b>103,181,246,603.00</b>	<b>0.00</b>	
	<b>LESS: CAPITAL EXPENDITURE</b>						
355,141,000.00	Administrative Sector	6	220,600,000.00	5,128,000,000.00	5,128,000,000.00	0.00	95.69
37,639,588,911.77	Econ sector(cost of discounting inclusive)	6	34,033,697,687.24	30,270,000,000.00	30,270,000,000.00	0.00	12.8
100,000,000.00	Law & Justice Sector	6	290,697,674.42	396,000,000.00	396,000,000.00	0.00	26.77
80,250,000.00	Regional Development Sector	6	0.00	0.00	0.00	0.00	0.00
3,984,197,761.23	Social Service Sector	6	3,550,734,697.39	4,982,000,000.00	4,982,000,000.00	0.00	89.58
0.00	Funded by Aid & Grants	6	0.00	0.00	0.00	0.00	0.00
<b>42,159,177,673.00</b>	<b>Total Capital Expenditure (C)</b>		<b>38,095,730,059.05</b>	<b>40,776,000,000.00</b>	<b>40,776,000,000.00</b>	<b>0.00</b>	
<b>0.00</b>	<b>Intangible Assets (D)</b>		<b>0.00</b>	<b>0.00</b>	<b>0.00</b>	<b>0.00</b>	<b>0.00</b>
10,868,563,256.35	CLOSING BALANCE (A+B-C-D)		16,308,960,077.90	62,405,246,603.00	62,405,246,603.00	0.00	0.00

The accompanying notes are an integral part of these statements

3/3/24

**IFIDI TOKONI. (FCA)**  
**Accountant-General**



**FINANCIAL STATEMENTS**  
OF THE GOVERNMENT OF  
BAYELSA STATE OF NIGERIA

**2020**



## **NOTES ON THE FINANCIAL STATEMENTS**

<b>NOTES</b>	<b>DESCRIPTION</b>	<b>PAGE</b>
01	STATEMENT OF STATUTORY ALLOCATION	21
02	STATEMENT OF INTERNALLY GENERATED REVENUE	28
03	STATEMENT OF OTHER REVENUE SOURCES	39
04	STATEMENT OF PERSONNEL COST	45
05	STATEMENT OF OVERHEAD EXPENDITURE	53
06	STATEMENT OF CAPITAL EXPENDITURE	64
07	STATEMENT OF CONSOLIDATED REVENUE FUND CHARGES AND OTHER OPERATING EXPENSES	69
08	STATEMENT OF GOVERNMENT INVESTMENT	74
09	STATEMENT OF PUBLIC DEBT	81
10	STATEMENT OF CASH AND BANK BALANCES	85
11	STATEMENT OF OTHER LIABILITIES	94
12	SCHEDULE OF DETAILED EXPENDITURES	95
13	DETAILED ANALYSIS OF PROGRAM RECURRENT EXPENDITURE	117
14	SCHEDULE OF COVID-19 RESPONSE EXPENDITURE	118




**FINANCIAL STATEMENTS**  
OF THE GOVERNMENT OF  
**BAYELSA STATE OF NIGERIA**

**2020**



**NOTES ON THE FINANCIAL STATEMENTS**  
**NO 1 (A)**  
**STATEMENT OF STATUTORY ALLOCATION**

S/N	CODE	DETAILS	REF NOTE	AMOUNT	AMOUNT
<b>A</b>		<b>SHARE OF STATUTORY ALLOCATION FROM FAAC</b>		<b>₦</b>	<b>₦</b>
	11010101	Net Share of Statutory allocation from FAAC	<b>1B</b>	90,018,674,911.58	
		Add: Deductions at Source	<b>1C</b>	18,129,242,097.41	108,147,917,008.98
	11010102	Share of Statutory allocation - Other agencies (Gains on Exchange rate difference)	<b>1D(f)</b>	5,058,358,811.07	
	11010103	Share of Statutory allocation - Other agencies (Others)	<b>1D(a-e)</b>	10,412,723,547.53	15,471,082,358.60
		<b>GROSS STATUTORY ALLOCATION FROM FAAC</b>			<b>123,618,999,367.58</b>
<b>B</b>		<b>VALUE ADDED TAX</b>			
	11010201	Share of Value Added Tax (VAT)	<b>1E</b>		12,519,882,553.29
		<b>TOTAL (A+B)</b>			<b>136,138,881,920.87</b>




**FINANCIAL STATEMENTS**  
OF THE GOVERNMENT OF  
**BAYELSA STATE OF NIGERIA**

**2020**



**NOTES ON THE FINANCIAL STATEMENTS**  
**NO 1(B)**  
**STATEMENT OF GROSS STATUTORY ALLOCATION**

S/N	MONTH	STATUTORY ALLOCATION (a) ₦	13% MINERAL DERIVATION (b) ₦	GROSS STATUTORY ALLOCATION c(a+b) ₦	TOTAL DEDUCTIONS (d) ₦	NET STATUTORY ALLOCATION e(c-d) ₦
1	JANUARY	3,211,567,158.37	9,931,614,316.60	13,143,181,474.97	1,468,842,828.43	11,674,338,646.54
2	FEBRUARY	2,880,140,765.98	9,438,655,367.32	12,318,796,133.30	1,607,444,826.03	10,711,351,307.27
3	MARCH	2,543,520,566.55	8,297,783,235.41	10,841,303,801.96	1,473,886,178.86	9,367,417,623.10
4	APRIL	2,577,339,483.81	6,371,376,239.74	8,948,715,723.55	1,473,886,178.86	7,474,829,544.69
5	MAY	2,009,952,153.63	6,314,453,733.73	8,324,405,887.36	1,240,552,845.53	7,083,853,041.83
6	JUNE	2,267,356,960.11	6,060,440,344.30	8,327,797,304.41	1,040,430,079.76	7,287,367,224.65
7	JULY	2,381,734,797.42	5,173,042,134.82	7,554,776,932.24	1,007,096,746.43	6,547,680,185.81
8	AUGUST	3,014,248,575.48	8,081,534,364.49	11,095,782,939.97	1,007,096,746.43	10,088,686,193.54
9	SEPTEMBER	2,981,811,432.34	6,030,543,779.91	9,012,355,212.25	1,952,501,416.77	7,059,853,795.49
10	OCTOBER	1,906,984,091.63	3,804,369,146.55	5,711,353,238.18	1,952,501,416.77	3,758,851,821.41
11	NOVEMBER	1,966,926,465.58	3,596,646,369.37	5,563,572,834.95	1,952,501,416.77	3,611,071,418.18
12	DECEMBER	2,250,104,088.25	5,055,771,437.59	7,305,875,525.84	1,952,501,416.77	5,353,374,109.07
	<b>TOTAL</b>	<b>29,991,686,539.15</b>	<b>78,156,230,469.83</b>	<b>108,147,917,008.98</b>	<b>18,129,242,097.41</b>	<b>90,018,674,911.58</b>



**FINANCIAL STATEMENTS**  
OF THE GOVERNMENT OF  
**BAYELSA STATE OF NIGERIA**

**2020**




**NOTES ON THE FINANCIAL STATEMENTS**

**NO 1 (C)**

**STATEMENT OF DEDUCTIONS FROM STATUTORY ALLOCATION**

MONTH	COMM AGRIC CREDIT SCHEME 1 (a)	FOREIGN LOAN REPAYMENT (b)	EXCESS CRUDE ACCOUNT LOAN FACILITY (c)	RESTRUCTURING OF COMMERCIAL LOANS TO FGN BOND (d)	PAYMENT OF ROYALTY BALANCE (e)	ACCELERATED AGRIC. DEV. SCHEME (AADS) (f)	REFUND OF 13% DERIVATION (g)	BUDGET SUPPORT (h)	FGN SALARY BAIL OUT FUND TO STATES (i)	REFUND OF THE SUM N11.278 FRM BAYELSA ALLOCATION (j)	TOTAL
	₦	₦	₦	₦	₦	₦	₦	₦	₦	₦	₦
JAN	266,666,666.66	37,128,394.56	126,675,773.75	741,156,852.48	0.00	0.00	128,368,951.00	152,567,179.41	16,279,010.57	0.00	1,468,842,828.43
FEB	266,666,666.66	37,128,394.56	126,675,773.75	741,156,852.48	138,601,997.60	0.00	128,368,951.00	152,567,179.41	16,279,010.57	0.00	1,607,444,826.03
MAR	266,666,666.66	42,171,744.99	126,675,773.75	741,156,852.48	0.00	0.00	128,368,951.00	152,567,179.41	16,279,010.57	0.00	1,473,886,178.86
APR	266,666,666.66	42,171,744.99	126,675,773.75	741,156,852.48	0.00	0.00	128,368,951.00	152,567,179.41	16,279,010.57	0.00	1,473,886,178.86
MAY	33,333,333.33	42,171,744.99	126,675,773.75	741,156,852.48	0.00	0.00	128,368,951.00	152,567,179.41	16,279,010.57	0.00	1,240,552,845.53
JUN	33,333,333.33	42,171,744.99	0.00	741,156,852.48	0.00	95,399,197.96	128,368,951.00	0.00	0.00	0.00	1,040,430,079.76
JUL	0.00	42,171,744.99	0.00	741,156,852.48	0.00	95,399,197.96	128,368,951.00	0.00	0.00	0.00	1,007,096,746.43
AUG	0.00	42,171,744.99	0.00	741,156,852.48	0.00	95,399,197.96	128,368,951.00	0.00	0.00	0.00	1,007,096,746.43
SEPT	0.00	47,710,918.87	0.00	741,156,852.48	0.00	95,399,197.96	128,368,951.00	0.00	0.00	939,865,496.46	1,952,501,416.77
OCT	0.00	47,710,918.87	0.00	741,156,852.48	0.00	95,399,197.96	128,368,951.00	0.00	0.00	939,865,496.46	1,952,501,416.77
NOV	0.00	47,710,918.87	0.00	741,156,852.48	0.00	95,399,197.96	128,368,951.00	0.00	0.00	939,865,496.46	1,952,501,416.77
DEC	0.00	47,710,918.87	0.00	741,156,852.48	0.00	95,399,197.96	128,368,951.00	0.00	0.00	939,865,496.46	1,952,501,416.77
<b>TOTAL</b>	<b>1,133,333,333.30</b>	<b>518,130,934.54</b>	<b>633,378,868.75</b>	<b>8,893,882,229.76</b>	<b>138,601,997.60</b>	<b>667,794,385.72</b>	<b>1,540,427,412.00</b>	<b>762,835,897.05</b>	<b>81,395,052.85</b>	<b>3,759,461,985.84</b>	<b>18,129,242,097.41</b>





**FINANCIAL STATEMENTS**  
OF THE GOVERNMENT OF  
**BAYELSA STATE OF NIGERIA**

**2020**




**NOTES ON THE FINANCIAL STATEMENTS**  
**NO 1 (D)**

**STATEMENT OF STATUTORY ALLOCATION (OTHER AGENCIES)**

MONTH	ADDITIONAL FUNDS FROM FAAC (a)	FOREX EQUALIZATION (b)	ADDITIONAL FUNDS (NON OIL REVENUE) (c)	EXCESS BANK CHARGES (d)	EXTRA 13% DERIVATION FROM ECA SAVINGS (e)	GAINS ON EXCHANGE RATE DIFFERENCE (f)	TOTAL
	₦	₦	₦	₦	₦	₦	₦
JANUARY	437,783,893.46	0.00	0.00	0.00	0.00	30,206,832.86	467,990,726.32
FEBRUARY	0.00	0.00	101,613,213.61	4,109,150.05	0.00	27,209,465.93	132,931,829.59
MARCH	0.00	1,013,592,160.38	0.00	0.00	0.00	20,628,258.38	1,034,220,418.76
APRIL	0.00	0.00	0.00	0.00	2,791,280,043.65	1,511,900,777.17	4,303,180,820.82
MAY	943,713,014.97	0.00	49,952,016.75	6,995,988.00	0.00	755,708,924.25	1,756,370,040.00
JUNE	295,521,963.73	0.00	0.00	6,321,161.87	0.00	751,995,014.47	1,053,838,140.07
JULY	311,735,223.99	0.00	0.00	0.00	0.00	903,706,617.51	1,215,441,841.50
AUGUST	0.00	0.00	0.00	0.00	0.00	0.00	0.00
SEPTEMBER	0.00	0.00	0.00	0.00	0.00	0.00	0.00
OCTOBER	1,924,640,487.90	0.00	280,561,701.59	0.00	0.00	1,057,002,920.50	3,262,205,109.99
NOVEMBER	304,554,457.38	0.00	1,751,693,394.38	6,243,008.69	0.00	0.00	2,062,490,860.45
DECEMBER	0.00	182,412,571.10	0.00	0.00	0.00	0.00	182,412,571.10
<b>TOTAL</b>	<b>4,217,949,137.46</b>	<b>1,196,004,731.48</b>	<b>2,183,820,326.33</b>	<b>23,669,308.61</b>	<b>2,791,280,043.65</b>	<b>5,058,358,811.07</b>	<b>15,471,082,358.60</b>

5



**FINANCIAL STATEMENTS**  
OF THE GOVERNMENT OF  
**BAYELSA STATE OF NIGERIA**

**2020**



**GLORY DRIVE PHASE 2 ON-GOING**



**GLORY DRIVE PHASE 2 ON-GOING**



**GLORY DRIVE PHASE 2 ON-GOING**




**FINANCIAL STATEMENTS**  
OF THE GOVERNMENT OF  
**BAYELSA STATE OF NIGERIA**

**2020**




**NOTES ON THE FINANCIAL STATEMENTS**  
**NO 1(E)**  
**STATEMENT OF VALUE ADDED TAX**

S/NO	MONTH	VALUE ADDED TAX	REMARKS
		<b>₦</b>	
1	JANUARY	961,185,495.34	
2	FEBRUARY	939,837,323.35	
3	MARCH	866,742,636.21	
4	APRIL	1,011,791,704.39	
5	MAY	839,099,871.21	
6	JUNE	885,147,110.61	
7	JULY	1,086,472,959.32	
8	AUGUST	1,097,678,956.53	
9	SEPTEMBER	1,273,507,736.92	
10	OCTOBER	1,189,947,503.41	
11	NOVEMBER	1,083,979,115.13	
12	DECEMBER	1,284,492,140.87	
	<b>TOTAL</b>	<b>12,519,882,553.29</b>	




**FINANCIAL STATEMENTS**  
OF THE GOVERNMENT OF  
**BAYELSA STATE OF NIGERIA**

**2020**



**NOTES ON THE FINANCIAL STATEMENTS**  
**NO. 1 (F)**  
**TOTAL STATUTORY ALLOCATION**

<b>S/N</b>	<b>DESCRIPTION</b>	<b>REF NOTE</b>	<b>AMOUTH</b>	<b>REMARK</b>
			<b>₦</b>	
1	<b>GROSS STATUTORY ALLOCATION</b>	1B	108,147,917,008.97	
2	<b>STATUTORY ALLOCATION (OTHER AGENCIES)</b>	1D	15,471,082,358.60	
	<b>TOTAL</b>		<b>123,618,999,367.57</b>	



**FINANCIAL STATEMENTS**  
OF THE GOVERNMENT OF  
**BAYELSA STATE OF NIGERIA**

**2020**




**NOTES ON THE FINANCIAL STATEMENTS**

**NO 2**


**STATEMENT OF INTERNALLY GENERATED REVENUE FOR THE YEAR ENDED 31ST DECEMBER, 2020**

<b>CODES</b>	<b>COMP. FIG FOR 2019 ACTUAL ₦</b>	<b>REF NOTE</b>	<b>REVENUE ITEM</b>	<b>REVISED 2020 COVID-19 BUDGET ₦</b>	<b>ACTUAL ₦</b>	<b>VARIANCE ₦</b>
12010101	16,022,124,724.59	2A	TAXES	9,781,331,190.10	10,364,773,134.23	583,441,944.13
12020132	22,813,215.90	2B	LICENSES	93,310,127.90	4,810,000.00	(88,500,127.90)
12020437	114,207,774.97	2C	FEES	75,041,168.45	1,391,849,810.97	1,316,808,642.52
12020501	3,594,670.00	2D	FINES	50,317,513.55	3,978,063.33	(46,339,450.22)
12020609	453,251,000.00	2E	SALES	0.00	571,994,409.55	571,994,409.55
12020708	0.00		EARNINGS	0.00	0.00	0.00
12020801	73,365,023.45	2F	RENT	0.00	17,104,700.00	17,104,700.00
12021210	2,901,253.02	2G	INTEREST	0.00	80,309,611.69	80,309,611.69
12021101	115,969,320.38	2H	INVESTMENT INCOME	0.00	61,210,590.53	61,210,590.53
12022112	0.00		OTHER REVENUES	0.00	0.00	0.00
	<b>16,808,226,982.31</b>		<b>TOTAL</b>	<b>10,000,000,000.00</b>	<b>12,496,030,320.30</b>	<b>2,496,030,320.30</b>



**FINANCIAL STATEMENTS  
OF THE GOVERNMENT OF  
BAYELSA STATE OF NIGERIA**

**2020**




**NOTES ON THE FINANCIAL STATEMENTS  
NO. 2 (A)  
STATEMENT OF TAXES FOR THE YEAR ENDED 31ST DECEMBER, 2020**

S/N	REF NO.	MDA	BUDGET ₦	ACTUAL ₦	VARIANCE ₦	REMARK
1.		BOARD OF INTERNAL REVENUE	9,781,331,190.10	10,364,773,134.23	583,441,944.13	
		<b>TOTAL</b>	<b>9,781,331,190.10</b>	<b>10,364,773,134.23</b>	<b>583,441,944.13</b>	

**NOTES ON THE FINANCIAL STATEMENTS  
NO. 2 (A 1)  
PAYE REFUNDS**

S/NO	GROSS REFUND (₦)	CONSULTANCY FEE (NGF (9%)) (₦)	NET RECEIVED (₦)	REMARK
1	636,644,508.90	57,298,005.80	579,346,503.10	
<b>TOTAL</b>	<b>636,644,508.90</b>	<b>57,298,005.80</b>	<b>579,346,503.10</b>	

**Note:** 2(A1) is included in the statement of Taxes stated in Note 2(A)



**FINANCIAL STATEMENTS**  
OF THE GOVERNMENT OF  
**BAYELSA STATE OF NIGERIA**

**2020**




## **NOTES ON THE FINANCIAL STATEMENTS**

### **NO. 2(B)**

#### **STATEMENT OF LICENSES FOR THE YEAR ENDED 31ST DECEMBER, 2020**

<b>S/N</b>	<b>REF NO.</b>	<b>MDA</b>	<b>BUDGET ₦</b>	<b>ACTUAL ₦</b>	<b>VARIANCE ₦</b>	<b>REMARK</b>
1.		BOARD OF INTERNAL REVENUE	93,310,127.90	4,810,000.00	(88,500,129.90)	
		<b>TOTAL</b>	93,310,127.90	4,810,000.00	(88,500,129.90)	




**FINANCIAL STATEMENTS**  
OF THE GOVERNMENT OF  
**BAYELSA STATE OF NIGERIA**

**2020**




**AMASSOMA IGBEDI ROAD ON-GOING**





**FINANCIAL STATEMENTS**  
OF THE GOVERNMENT OF  
**BAYELSA STATE OF NIGERIA**

**2020**



**NOTES ON THE FINANCIAL STATEMENTS**

**NO. 2 (C)**

**STATEMENT OF FEES FOR THE YEAR ENDED 31ST DECEMBER, 2020**

S/N	REF NO.	MDA	BUDGET ₦	ACTUAL ₦	VARIANCE ₦	REMARK
1.		BOARD OF INTERNAL REVENUE	39,282,902.00	19,063,464.65	(20,219,437.35)	
2		RADIO BAYELSA	0.00	19,847,464.00	19,847,464.00	
3		NDTV	0.00	6,322,480.00	6,322,480.00	
4		INST OF TOURISM & HOSPITALITY	0.00	6,880,191.00	6,880,191.00	
5		BYS POLITECHNIC	0.00	6,219,100.00	6,219,100.00	
6		HOSPITAL MANAGEMENT BOARD	0.00	213,873,204.16	213,873,204.16	
7		MEDICAL UNIVERSITY	0.00	26,276,155.29	26,276,155.29	
8		NDUTH	0.00	97,286,116.33	97,286,116.33	
9		UNIVERSITY OF AFRICA	0.00	107,629,839.04	107,629,839.04	
10		MINISTRY OF WOMEN AFFAIRS	0.00	1,169,000.00	1,169,000.00	
11		MINISTRY OF WORKS & INFRASTRUCTURE	0.00	11,848,000.00	11,848,000.00	
12		JUDICIARY	510,213.45	25,599,871.21	25,089,657.76	
13		MINISTRY OF TRADE, INDUSTRY	0.00	1,659,500.00	1,659,500.00	
14		PHYSICAL PLANNING & DEVELOPMENT BOARD	5,248,053.00	6,900,948.70	1,652,895.70	
15		BAYELSA GEOGRAPHICAL INFORMATION SYSTEM	30,000,000.00	14,486,081.00	(15,513,919.00)	
16		MINISTRY OF EDUCATION	0.00	1,720,000.00	1,720,000.00	
17		MINISTRY OF LANDS AND SURVEY	0.00	854,000.00	854,000.00	
18		MINISTRY OF ENVIRONMENT	0.00	4,810,000.00	4,810,000.00	
19		MINISTRY OF YOUTHS & SPORTS	0.00	6,140,000.00	6,140,000.00	
20		ENVIROMENTAL SANITATION AUTHORITY	0.00	2,002,500.00	2,002,500.00	
21		SHOOL OF NURSING	0.00	1,400,000.00	1,400,000.00	
22		NIGER DELTER UNIVERSITY	0.00	809,861,895.59	809,861,895.59	
		<b>TOTAL</b>	<b>75,041,168.45</b>	<b>1,391,849,810.97</b>	<b>1,316,808,642.52</b>	



**FINANCIAL STATEMENTS  
OF THE GOVERNMENT OF  
BAYELSA STATE OF NIGERIA**

**2020**



**NOTES ON THE FINANCIAL STATEMENTS**

**NO. 2 (D)**

**STATEMENT OF FINES FOR THE YEAR ENDED 31ST DECEMBER, 2020**


S/N	REF NO.	MDA	BUDGET ₦	ACTUAL ₦	VARIANCE ₦	REMARK
1.		JUDICIARY	50,317,513.55	3,978,063.33	(46,339,450.22)	
		<b>TOTAL</b>	50,317,513.55	3,978,063.33	(46,339,450.22)	

**NOTES ON THE FINANCIAL STATEMENTS**

**NO. 2 (E)**


**STATEMENT OF SALES FOR THE YEAR ENDED 31ST DECEMBER, 2020**

S/N	REF NO.	MDA	BUDGET ₦	ACTUAL ₦	VARIANCE ₦	REMARK
1.		HOUSING AND PROPERTY DEV AUTHORITY	0.00	571,994,409.55	571,994,409.55	
		<b>TOTAL</b>	0.00	571,994,409.55	571,994,409.55	



**FINANCIAL STATEMENTS  
OF THE GOVERNMENT OF  
BAYELSA STATE OF NIGERIA**

**2020**



**NOTES ON THE FINANCIAL STATEMENTS  
NO. 2 (F)**

**STATEMENT OF RENT FOR THE YEAR ENDED 31ST DECEMBER, 2020**

S/N	REF NO.	MDA	BUDGET ₦	ACTUAL ₦	VARIANCE ₦	REMARK
1.		MINISTRY OF TRADE, INDUSTRY & INVESTMENT	0.00	17,104,700.00	17,104,700.00	
		<b>TOTAL</b>	0.00	17,104,700.00	17,104,700.00	

**NOTES ON THE FINANCIAL STATEMENTS  
NO. 2 (G)**


**STATEMENT OF INTEREST FOR THE YEAR ENDED 31ST DECEMBER, 2020**

S/N	REF NO.	MDA	BUDGET ₦	ACTUAL ₦	VARIANCE ₦	REMARK
1.	2(I)	MINISTRY OF FINANCE INCORPORATED	0.00	80,309,611.69	80,309,611.69	
		<b>TOTAL</b>	0.00	80,309,611.69	80,309,611.69	

**NOTES ON THE FINANCIAL STATEMENTS  
NO. 2 (H)**

**STATEMENT OF INVESTMENT INCOME FOR THE YEAR ENDED 31ST DECEMBER, 2020**

S/N	REF NO.	MDA	BUDGET ₦	ACTUAL ₦	VARIANCE ₦	REMARK
1.	2(J)	MINISTRY OF FINANCE INCORPORATED	0.00	61,210,590.53	61,210,590.53	
		<b>TOTAL</b>	0.00	61,210,590.53	61,210,590.53	




**FINANCIAL STATEMENTS**  
OF THE GOVERNMENT OF  
**BAYELSA STATE OF NIGERIA**

**2020**



**COMMISSIONERS ESTATE ROAD OPOLO ON-GOING**



**FINANCIAL STATEMENTS**  
OF THE GOVERNMENT OF  
**BAYELSA STATE OF NIGERIA**

**2020**



**NOTES ON THE FINANCIAL STATEMENTS**

**NO. 2 (I)**

**INTEREST REPORT**

DESCRIPTION	BANK NAME	JAN.	FEB.	MARCH	APRIL	MAY	JUNE	JULY	AUG.	SEPT.	OCT.	NOV.	DEC.	TOTAL
-	-	=N=	=N=	=N=	=N=	=N=	=N=	=N=	=N=	=N=	=N=	=N=	=N=	=N=
DEPOSIT INTEREST	FCMB BYSG REC EXPO A/C 0138786011	692,215	83,108	260,174	0,00	0,00	0,00	0,00	0,00	0,00	0,00	0,00	0,00	1,035,498
DEPOSIT INTEREST	FCMB BYSG CAP DEV FUND A/C 0138788015	11,819	11,078	11,863	0,00	0,00	0,00	0,00	0,00	0,00	0,00	0,00	0,00	34,759
DEPOSIT INTEREST	FCMB BYSG STRAT SAVINGS A/C 0281206040	9,080	8,507	9,107	0,00	0,00	0,00	0,00	0,00	0,00	0,00	0,00	0,00	26,693
DEPOSIT INTEREST	FCMB EXCESS CRUDE A/C 0281206019	1,548	1,451	1,554	1,506	1,559		1,565	1,568	0,00	1,574	1,526		13,852
DEPOSIT INTEREST	WEMA BANK BYSG PEN PAYMENT A/C 0121927998	2,921	2,737	0,00	2,842	2,943	2,853	2,954	0,00	2,869	0,00	0,00	1,580	21,699
INVESTMENT INTEREST BYS HEALTH INSURANCE SCHEME	ECO BANK	0,00	0,00	0,00	11,803,279	0,00	0,00	11,907,767	0,00	0,00	12,013,180		12,119,526	47,843,751
INVESTMENT INTEREST BYS HEALTH INSURANCE SCHEME	FIRST TRUST MORTG BANK	0,00	0,00	0,00	0,00	7,286,270		3,939,074	7,375,855	0,00	0,00	0,00	12,732,160	31,333,359
<b>INTEREST TOTAL</b>		<b>717,583</b>	<b>106,881</b>	<b>282,697</b>	<b>11,807,627</b>	<b>7,290,772</b>	<b>2,853</b>	<b>15,851,360</b>	<b>7,377,423</b>	<b>2,869</b>	<b>12,014,754</b>	<b>1,526</b>	<b>24,853,266</b>	<b>80,309,611</b>



**FINANCIAL STATEMENTS**  
OF THE GOVERNMENT OF  
**BAYELSA STATE OF NIGERIA**

**2020**



**NOTES ON THE FINANCIAL STATEMENTS**  
**NO. 2 (J)**  
**INVESTMENT INCOME (DIVIDEND) REPORT**

MINISTRY/ AGENCY	INVESTMENT SOURCE	COMPANY	BANK NAME	JAN	FEB	MARCH	APRIL	MAY	JUNE	JULY	AUG	SEPT	OCT	NOV	DEC	TOTAL
-		-	-	=N=	=N=	=N=	=N=	=N=	=N=	=N=	=N=	=N=	=N=	=N=	=N=	=N=
MOFI	STOCK INVESTMENT	ZENITH BANK PLC	FIRST BANK. DIVI A/C 2006451172	0,00	0,00	34,974,175.00	0,00	0,00	0,00	0,00	0,00	0,00	0,00	0,00	0,00	34,974,175.00
MOFI	STOCK INVESTMENT	-	WEMA BANK. DIVI A/C 0122274644	0,00	0,00	12,177,655.00	0,00	0,00	0,00	0,00	0,00	0,00	0,00	0,00	0,00	12,177,655.00
MOFI	STOCK INVESTMENT	FIRST BANK PLC	-	0,00	0,00	0,00	1,904,034.72	0,00	0,00	0,00	0,00	0,00	0,00	0,00	0,00	1,904,034.72
MOFI	STOCK INVESTMENT	UNITED CAPITAL PLC	-	0,00	0,00	0,00	3,376,145.02	0,00	0,00	0,00	0,00	0,00	0,00	0,00	0,00	3,375,997.02
MOFI	STOCK INVESTMENT	UBA PLC	-	0,00	0,00	0,00	1,905,819.12	0,00	0,00	0,00	0,00	0,00	0,00	0,00	0,00	1,905,819.12
MOFI	STOCK INVESTMENT	AFRICA PRUDENTIAL REGISTRARS	-	0,00	0,00	0,00	1,181,598.39	0,00	0,00	0,00	0,00	0,00	0,00	0,00	0,00	1,181,598.39
MOFI	STOCK INVESTMENT	AFRLAND	-	0,00	0,00	0,00	185,679.63	0,00	0,00	0,00	0,00	0,00	0,00	0,00	0,00	185,679.63
MOFI	STOCK INVESTMENT	FIDELITY BANK PLC	-	0,00	0,00	0,00	2,173,382.69	0,00	0,00	0,00	0,00	0,00	0,00	0,00	0,00	2,173,382.69
MOFI	STOCK INVESTMENT	FCMB PLC	ECO BANK. DIVI A/C 3863006885	0,00	0,00	0,00	209,058.96	0,00	0,00	0,00	0,00	0,00	0,00	0,00	0,00	209,058.96
MOFI	STOCK INVESTMENT	G.R	WEMA BANK. DIVI A/C 0122274644	0,00	0,00	0,00	0,00	45,477.68	0,00	0,00	0,00	0,00	0,00	0,00	0,00	45,477.68
MOFI	STOCK INVESTMENT	STERLING BANK PLC	FIRST BANK. DIVI A/C 2006451172	0,00	0,00	0,00	0,00	166,904.23	0,00	0,00	0,00	0,00	0,00	0,00	0,00	166,904.23
MOFI	STOCK INVESTMENT	WAPCO PLC		0,00	0,00	0,00	0,00	0,00	521,840.00	0,00	0,00	0,00	0,00	0,00	0,00	521,840.00



**FINANCIAL STATEMENTS**  
OF THE GOVERNMENT OF  
**BAYELSA STATE OF NIGERIA**

**2020**



**NOTES ON THE FINANCIAL STATEMENTS**  
**NO. 2 (J) CONT...**  
**INVESTMENT INCOME (DIVIDEND) REPORT**

MINISTRY/ AGENCY	INVESTMENT SOURCE	COMPANY	BANK NAME	JAN	FEB	MARCH	APRIL	MAY	JUNE	JULY	AUG	SEPT	OCT	NOV	DEC	TOTAL
-		-	-	=N=	=N=	=N=	=N=	=N=	=N=	=N=	=N=	=N=	=N=	=N=	=N=	=N=
MOFI	STOCK INVESTMENT	NEM INSURANCE PLC		0,00	0,00	0,00	0,00	0,00	212,220.00	0,00	0,00	0,00	0,00	0,00	0,00	212,220.00
MOFI	STOCK INVESTMENT	G.R	WEMA BANK. DIVI A/C 0122274644	0,00	0,00	0,00	0,00	0,00	202,400.00	0,00	0,00	0,00	0,00	0,00	0,00	202,400.00
MOFI	STOCK INVESTMENT	DANGOTE SUGAR	FIRST BANK. DIVI A/C 2006451172	0,00	0,00	0,00	0,00	0,00	0,00	23,760.00	0,00	0,00	0,00	0,00	0,00	23,760.00
MOFI	STOCK INVESTMENT	LASACO	FIRST BANK. DIVI A/C 2006451172	0,00	0,00	0,00	0,00	0,00	0,00	0,00	0,00	17,370.00	0,00	0,00	0,00	17,370.00
MOFI	STOCK INVESTMENT	ZENITH BANK PLC		0,00	0,00	0,00	0,00	0,00	0,00	0,00	0,00	404,986.57	0,0	0,00	0,00	404,986.57
MOFI	STOCK INVESTMENT	UBA PLC	WEMA BANK. DIVI A/C 0122274644	0,00	0,00	0,00	0,00	0,00	0,00	0,00	0,00	1,461,318.60	0,00	0,00	0,00	1,461,318.60
	INTEREST FROM DOM ACCOUNT		DOM ACCOUNT ACCESS BANK A/C 0028002986	5650.89	5287.05	5,651	5,469	5,655	5,473	5,655.00	5,654.68	5,477.00	5,658.00	5,477.00	5,658.00	66,764.92
<b>DIVIDEND TOTAL</b>				<b>5,650.89</b>	<b>5,287.05</b>	<b>47,157,480.89</b>	<b>10,941,187.53</b>	<b>218,036.59</b>	<b>941,932.76</b>	<b>29,415.00</b>	<b>5,654.68</b>	<b>1,889,152.17</b>	<b>5,658.00</b>	<b>5,477.00</b>	<b>5,658.00</b>	<b>61,210,590.53</b>



**FINANCIAL STATEMENTS**  
OF THE GOVERNMENT OF  
**BAYELSA STATE OF NIGERIA**

**2020**




**NOTES ON THE FINANCIAL STATEMENTS**

**NO. 3**

**OTHER REVENUE SOURCES**

S/N	DESCRIPTION	REF NOTE	BUDGET ₦	AMOUNT ₦	VARIANCE ₦
1	COVID-19 DONATIONS	3A	273,600,000.00	1,270,600,000.00	997,000,000.00
2	BAILOUT REFUNDS FROM LGAs	3B(a)	0.00	81,395,052.85	81,395,052.85
3	RECOVERY OF VEHICLE LOAN	3B(b)	0.00	1,200,000.00	1,200,000.00
	<b>SUB-TOTAL</b>		<b>273,600,000.00</b>	<b>1,353,195,052.85</b>	<b>1,079,595,052.85</b>
4	FGN REIMBURSEMENT ON CAPITAL PROJECTS EXECUTED	3(D)	36,000,000,000.00	38,404,474,783.00	2,404,474,783.00
	<b>GRAND TOTAL</b>		<b>36,273,600,000.00</b>	<b>39,757,669,835.85</b>	<b>3,484,069,835.85</b>





**FINANCIAL STATEMENTS**  
OF THE GOVERNMENT OF  
**BAYELSA STATE OF NIGERIA**


**2020**



**NOTES ON THE FINANCIAL STATEMENTS**  
**NO 3 (A)**

**STATEMENT OF OTHER REVENUE RECEIPTS**  
**COVID-19 DONATIONS**

S/NO	MONTH	UBA BANK	NIGER DELTER DEV COMM	STERLING BANK	CCECC	ACCESS BANK	SERIAKE DICKSON	MARTINS CHEKWUBE	MEGA TECH CONST.	FEDERAL GOVT OF NIGERIA	TOTAL
		₦	₦	₦	₦	₦	₦	₦	₦	₦	₦
1	JANUARY	0.00	0.00	0.00	0.00	0.00	0.00	0.00	0.00	0.00	0.00
2	FEBRUARY	0.00	0.00	0.00	0.00	0.00	0.00	0.00	0.00	0.00	0.00
3	MARCH	28,500,000.00	0.00	0.00	0.00	0.00	0.00	0.00	0.00	0.00	28,500,000.00
4	APRIL	0.00	100,000,000.00	100,000,000.00	10,000,000.00	0.00	0.00	100,000.00	0.00	0.00	210,100,000.00
5	MAY	0.00	0.00	0.00	0.00	20,000,000.00	10,000,000.00	0.00	0.00	0.00	30,000,000.00
6	JUNE	0.00	0.00	0.00	0.00	0.00	0.00	0.00	2,000,000.00	0.00	2,000,000.00
7	JULY	0.00	0.00	0.00	0.00	0.00	0.00	0.00	0.00	0.00	0.00
8	AUGUST	0.00	0.00	0.00	0.00	0.00	0.00	0.00	0.00	0.00	0.00
9	SEPTEMBER	0.00	0.00	0.00	0.00	0.00	0.00	0.00	0.00	1,000,000,000.00	1,000,000,000.00
10	OCTOBER	0.00	0.00	0.00	0.00	0.00	0.00	0.00	0.00	0.00	0.00
11	NOVEMBER	0.00	0.00	0.00	0.00	0.00	0.00	0.00	0.00	0.00	0.00
12	DECEMBER	0.00	0.00	0.00	0.00	0.00	0.00	0.00	0.00	0.00	0.00
	<b>TOTAL</b>	<b>28,500,000.00</b>	<b>100,000,000.00</b>	<b>100,000,000.00</b>	<b>10,000,000.00</b>	<b>20,000,000.00</b>	<b>10,000,000.00</b>	<b>100,000.00</b>	<b>2,000,000.00</b>	<b>1,000,000,000.00</b>	<b>1,270,600,000.00</b>




**FINANCIAL STATEMENTS**  
OF THE GOVERNMENT OF  
**BAYELSA STATE OF NIGERIA**

**2020**



**NOTES ON THE FINANCIAL STATEMENTS**  
**NO 3(B)**  
**OTHER REVENUE RECEIPTS**

<b>S/NO</b>	<b>MONTH</b>	<b>BAILOUT REFUNDS FROM LGAs</b>	<b>RECOVERY OF VEHICLE LOAN</b>	<b>TOTAL</b>
		<b>(a)</b>	<b>(b)</b>	<b>c(a + b)</b>
		<b>₦</b>	<b>₦</b>	<b>₦</b>
1	JANUARY	16,279,010.57	0.00	16,279,010.57
2	FEBRUARY	16,279,010.57	1,200,000.00	17,479,010.57
3	MARCH	0.00	0.00	16,279,010.57
4	APRIL	16,279,010.57	0.00	16,279,010.57
5	MAY	0.00	0.00	16,279,010.57
6	JUNE	0.00	0.00	0.0
7	JULY	0.00	0.00	0.00
8	AUGUST	0.00	0.00	0.00
9	SEPTEMBER	0.00	0.00	0.00
10	OCTOBER	0.00	0.00	0.00
11	NOVEMBER	0.00	0.00	0.00
12	DECEMBER	0.00	0.00	0.00
	<b>TOTAL</b>	<b>81,395,052.85</b>	<b>1,200,000.00</b>	<b>82,595,052.85</b>



**FINANCIAL STATEMENTS**  
OF THE GOVERNMENT OF  
**BAYELSA STATE OF NIGERIA**

**2020**



**NOTES ON THE FINANCIAL STATEMENTS**

**NO 3(C)**


**STATEMENT OF AIDS AND GRANTS AS AT 31ST DECEMBER, 2020**

S/NO	MONTH	STATES FISCAL TRANSPARENCY, ACCOUNTABILITY AND SUSTAINABILITY PROGRAM FOR RESULTS (SFTAS)	REMARK
		₦	
1	JANUARY	0.00	
2	FEBRUARY	0.00	
3	MARCH	0.00	
4	APRIL	0.00	
5	MAY	0.00	
6	JUNE	0.00	
7	JULY	0.00	
8	AUGUST	0.00	
9	SEPTEMBER	0.00	
10	OCTOBER	0.00	
11	NOVEMBER	1,900,000,000.00	
12	DECEMBER	950,000,000.00	
	<b>TOTAL</b>	<b>2,850,000,000.00</b>	



**FINANCIAL STATEMENTS**  
OF THE GOVERNMENT OF  
**BAYELSA STATE OF NIGERIA**

**2020**



**NOTES ON THE FINANCIAL STATEMENTS**  
**NO 3(D)**

**FGN REIMBURSEMENTS ON CAPITAL PROJECTS EXECUTED**


<b>S/NO</b>	<b>PROMISSORY NOTES (₦)</b>	<b>COST OF DISCOUNTING (₦)</b>	<b>NET RECEIVED (₦)</b>	<b>DISCOUNTING %</b>	<b>REMARK</b>
1	7,680,912,957.00	1,725,010,065.84	5,955,902,891.16	DISCOUNT PSN @ 7.5% FOR 3 YEARS	
2	30,723,561,826.00	9,166,638,905.46	21,556,922,920.54	DISCOUNT PSN @ 7.5% FOR 4 YEARS	
<b>TOTAL</b>	<b>38,404,474,783.00</b>	<b>10,891,648,971.30</b>	<b>27,512,825,811.70</b>		

**NOTE:**

THE SUM OF THIRTY EIGHT BILLION FOUR HUNDRED AND FOUR MILLION, FOUR HUNDRED AND SEVENTY FOUR THOUSAND SEVEN HUNDRED AND EIGHTY THREE NAIRA (N38,404,474,783.00) ONLY REPRESENTS TOTAL VALUE OF PROMISSORY NOTES RECEIVED AND DISCOUNTED AT 7.5% FOR THE YEARS STATED ABOVE.

TWENTY SEVEN BILLION, FIVE HUNDRED AND TWELVE MILLION, EIGHT HUNDRED AND TWENTY FIVE THOUSAND, EIGHT HUNDRED AND ELEVEN NAIRA SEVENTY KOBO (N27,512,825,811.70) ONLY REPRESENTS ACTUAL RECEIPT.

THE SUM OF TEN BILLION EIGHT HUNDRED AND NINETY ONE MILLION SIX HUNDRED AND FORTY EIGHT THOUSAND NINE HUNDRED AND SEVENTY ONE NAIRA THIRTY KOBO ONLY REPRESENTS COST OF DISCOUNTING.




**FINANCIAL STATEMENTS**  
OF THE GOVERNMENT OF  
**BAYELSA STATE OF NIGERIA**

**2020**



**COMPLETED COMM. ESTATE ROAD OPOLO**



**FINANCIAL STATEMENTS**  
OF THE GOVERNMENT OF  
**BAYELSA STATE OF NIGERIA**

**2020**




**NOTES ON THE FINANCIAL STATEMENTS**

**NO. 4 (A)**

**STATEMENT OF TOTAL PERSONNEL COST FOR THE YEAR ENDED 31ST DECEMBER, 2020**

S/N	REF.N O	MDA	BUDGET ₦	ACTUAL ₦	VARIANCE ₦	REMARK
<b>A</b>		<b>PERSONNEL COST</b>				
1.	4B	ADMINISTRATIVE SECTOR	18,672,049,676.01	16,136,770,366.51	2,535,279,309.50	
2.	4B	ECONOMIC SECTOR	6,019,287,176.81	5,948,462,097.13	70,825,079.68	
3.	4B	LAW & JUSTICE SECTOR	1,371,005,274.70	1,371,005,274.70	0.00	
4.	4B	REGIONAL SECTOR	66,060,635.30	66,060,635.30	0.00	
5.	4B	SOCIAL SECTOR	25,517,679,994.18	25,286,475,255.32	231,204,738.06	
		<b>TOTAL PERSONNEL COST</b>	<b>51,646,082,757.00</b>	<b>48,808,773,628.96</b>	<b>2,837,309,127.24</b>	
<b>B</b>		<b>SALARIES DIRECTLY CHARGED TO CONSOLIDATED REVENUES FUND CHARGES</b>				
1.	7(1)	GOVERNOR	13,840,298.32	10,117,857.84	3,722,440.48	
2.	7(1)	DEPUTY GOVERNOR	10,801,987.00	9,293,746.26	1,508,240.74	
3.	7(1)	JUDICIAL SERVICE COMMISSION BOARD MEMBERS	31,520,827.20	24,129,514.56	7,391,312.64	
4.	7(1)	AUDITOR GENERAL(STATE)	9,273,949.44	6,182,632.96	3,091,316.48	
5.	7(1)	AUDITOR GENERAL (LOCAL GOVERNMENT)	9,273,944.40	6,182,629.60	3,091,314.80	
6.	7(1)	CIVIL SERVICE COMMISSION BOARD MEMBERS	51,114,271.20	44,682,441.30	6,431,829.90	
7.	7(1)	LOCAL GOVT. SERVICE COMMISSION BOARD MEMBERS	89,488,047.20	39,611,457.48	49,876,589.72	
8.	7(1)	HOUSE OF ASSEMBLY SERVICE COMMISSION BOARD MEMBERS	82,488,047.20	39,611,457.48	42,876,589.72	
9.	7(1)	STATE INDEPENDENT ELECTORIAL COMMISSION BOARD MEMBERS	89,488,047.20	39,611,457.48	49,876,589.72	
		<b>TOTAL SALARIES CHARGED TO CONSOLIDATED REVENUE FUND CHARGES</b>	<b>387,289,419.16</b>	<b>219,423,194.96</b>	<b>167,866,224.20</b>	
		<b>GRAND TOTAL (A + B)</b>	<b>52,033,372,176.16</b>	<b>49,028,196,823.92</b>	<b>459,080,916.16</b>	



**FINANCIAL STATEMENTS**  
OF THE GOVERNMENT OF  
**BAYELSA STATE OF NIGERIA**


**2020**



**NOTES ON THE FINANCIAL STATEMENTS**  
**NO. 4B**

**STATEMENT OF PERSONNEL COST FOR THE YEAR ENDED 31ST DECEMBER, 2020**

COMPERATIVE	ADMIN_CODE	ECON_CODE	GRP	DESCRIPTION	ESTIMATE	SUPPLEMENT	TOTAL BUDGET	ACTUAL	EXCESS	SAVINGS	TOTPVs
				<b>SECTOR: ADMINISTRATIVE</b>							
290680102	011100100100	21010101	1	GOVERNMENT HOUSE	276,048,078.33	0.00	276,048,078.33	242,520,964.12	0.00	33,527,114.21	12
48402963	011100100200	21010101	1	OFFICE OF DEPUTY GOVERNOR	59,397,278.00	0.00	59,397,278.00	52,623,510.23	0.00	6,773,767.77	12
7898073	011100202000	21010101	1	S. A. POLITICAL DUE PROCESS BUREAU	130,299,102.91	0.00	130,299,102.91	12,044,222.96	0.00	118,254,879.95	13
25966993	011101000100	21010101	1	GENERAL SERVICES (SSG OFFICE)	35,848,797.79	0.00	35,848,797.79	35,848,797.79	0.00	0.00	11
5498390384	011101300200	21010101	1	LAGOS LIAISON OFFICE	2,158,034,427.93	0.00	2,158,034,427.93	2,158,034,427.93	0.00	0.00	47
29506895	011102100100	21010101	1	BAYELSA HOUSE ABUJA	32,298,929.59	0.00	32,298,929.59	32,298,929.59	0.00	0.00	12
15345840	011102100200	21010101	1	PORHARCOURT LIAISON OFFICE	18,278,437.30	0.00	18,278,437.30	18,278,437.30	0.00	0.00	11
51909128	011102100300	21010101	1	STATE PENSION BOARD	57,846,141.48	0.00	57,846,141.48	57,846,141.48	0.00	0.00	12
7401486441	011103500100	21010101	1	PILGRIMS WELFARE BOARD	13,069,340,968.12	0.00	13,069,340,968.12	10,692,617,420.55	0.00	2,376,723,537.57	48
15178626	011103800100	21010101	1	MINISTRY OF SPECIAL DUTIES	32,954,801.67	0.00	32,954,801.67	32,954,801.67	0.00	0.00	12
0.00	011104400100	21010101	1	MINISTRY OF SPECIAL PROJECTS	25,146,869.32	0.00	25,146,869.32	25,146,869.32	0.00	0.00	11
27881219	011110100100	21010101	1	DIRECTORATE FOR PROJECT MONITORING AND EVALUATION	57,474,760.63	0.00	57,474,760.63	57,474,760.63	0.00	0.00	10
10526750	011113500100	21010101	1	TEACHERS REGISTRATION AND CERTIFICATION BOARD	11,376,899.94	0.00	11,376,899.94	11,376,899.94	0.00	0.00	10
60646006	011113700100	21010101	1	BAYELSA STATE HOUSE OF ASSEMBLY SERVICE COMMISSION	5,431,608.49	0.00	5,431,608.49	5,431,608.49	0.00	0.00	1
114157725	011200400100	21010101	1	MINISTRY OF INFORMATION AND ORIENTATION	239,726,261.93	0.00	239,726,261.93	239,726,261.93	0.00	0.00	14
207804965	012300100100	21010101	1	BAYELSA STATE RADIO BROADCASTING CORPORATION	400,761,107.16	0.00	400,761,107.16	400,761,107.16	0.00	0.00	15
353732793	012300400100	21010101	1	GOVERNMENT PRINTING PRESS	324,529,522.73	0.00	324,529,522.73	324,529,522.73	0.00	0.00	13
14141700	012301300100	21010101	1	BAYELSA STATE NEWSPAPERS CORPORATION	22,241,263.82	0.00	22,241,263.82	22,241,263.82	0.00	0.00	11
184093853	012305500100	21010101	1	MANAGEMENT AND WELFARE SERVICE	192,743,085.24	0.00	192,743,085.24	192,743,085.24	0.00	0.00	24
204601269	012500100200	21010101	1		534,367,085.55	0.00	534,367,085.55	534,367,085.55	0.00	0.00	25



**FINANCIAL STATEMENTS**  
OF THE GOVERNMENT OF  
**BAYELSA STATE OF NIGERIA**

**2020**



**NOTES ON THE FINANCIAL STATEMENTS**  
**NO. 4B**

**STATEMENT OF PERSONNEL COST FOR THE YEAR ENDED 31ST DECEMBER, 2020**

COMPERATIVE	ADMIN_CODE	ECON_CODE	GRP	DESCRIPTION	ESTIMATE	SUPPLE_MENT	TOTAL_BUDGET	ACTUAL	EX_CESS	SAVINGS	TOTPVs
75852377	012500500100	21010101	1	ESTABLISHMENT AND TRAINING BUREAU	111,883,355.02	0.00	111,883,355.02	111,883,355.02	0.00	0.00	13
14977380	012500600100	21010101	1	BAYELSA STATE PUBLIC SERVICE TRAINING INSTITUTE	17,720,985.25	0.00	17,720,985.25	17,720,985.25	0.00	0.00	23
65224604	014000100100	21010101	1	AUDITOR-GENERAL STATE	106,235,249.86	0.00	106,235,249.86	106,235,249.86	0.00	0.00	12
34604565	014000100200	21010101	1	AUDITOR-GENERAL LOCAL GOVERNMENT	40,123,007.71	0.00	40,123,007.71	40,123,007.71	0.00	0.00	11
58444460	014700100100	21010101	1	CIVIL SERVICE COMMISSION	74,520,872.08	0.00	74,520,872.08	74,520,872.08	0.00	0.00	12
0.00	022700600100	21010101	1	BAYELSA STATE SKILL ACQUISITION	16,286,092.50	0.00	16,286,092.50	16,286,092.50	0.00	0.00	9
237075724	014800100100	21010101	1	STATE INDEPENDENT ELECTORAL COMMISSION	289,917,935.96	0.00	289,917,935.96	289,917,935.96	0.00	0.00	12
17816023	011100202900	21010101	1	S. A. TREASURY, REVENUE AND ACCOUNTS	40,161,734.91	0.00	40,161,734.91	40,161,734.91	0.00	0.00	14
143063480	023100100100	21010121	1	MINISTRY OF POWER AND WATER RESOURCES	180,326,487.59	0.00	180,326,487.59	180,326,487.59	0.00	0.00	23
53039549	025305600100	21010101	1	PHYSICAL PLANNING AND DEVELOPMENT BOARD	88,140,663.30	0.00	88,140,663.30	88,140,663.30	0.00	0.00	13
9696737	022201800100	21010101	1	BAYELSA STATE INVESTMENT PROMOTION AGENCY	22,587,863.90	0.00	22,587,863.90	22,587,863.90	0.00	0.00	11
0.00	026200100100	21010101	1	MINISTRY OF BUDGET & ECO PLANNING	0.00	0.00	0.00	0.00	0.00	0.00	0
				<b>GROUP-TOTAL</b>	<b>18,672,049,676.01</b>		<b>18,672,049,676.01</b>	<b>16,136,770,366.51</b>	<b>0.0</b>	<b>2,535,279,309.50</b>	<b>477</b>
<b>SECTOR: ECONOMIC</b>											
350551095	021500100100	21010101	2	MINISTRY OF AGRICULTURE	516,242,760.40	0.00	516,242,760.40	516,242,760.40	0.00	0.00	30
95373104	021510200100	21010101	2	AGRICULTURAL DEVELOPMENT PROGRAMME (ADP)	113,166,193.53	0.00	113,166,193.53	113,166,193.5	0.00	0.00	12
25888560	021510600100	21010101	2	SCHOOL-TO-LAND AUTHORITY	40,563,538.49	0.00	40,563,538.49	40,563,538.49	0.00	0.00	12
2590798160	022000100100	21010101	2	MINISTRY OF FINANCE	991,242,552.49	0.00	991,242,552.49	920,417,472.81	0.00	70,825,079.680	110
130424366	022000300100	21010101	2	STATE BUDGET OFFICE	197,917,191.69	0.00	197,917,191.69	197,917,191.69	0.00	0.00	24
285062783	022000700100	21010101	2	OFFICE OF ACCOUNTANT-GENERAL	832,235,509.93	0.00	832,235,509.93	832,235,509.93	0.00	0.00	60





**FINANCIAL STATEMENTS**  
OF THE GOVERNMENT OF  
**BAYELSA STATE OF NIGERIA**


**2020**



**NOTES ON THE FINANCIAL STATEMENTS**  
**NO. 4B**

**STATEMENT OF PERSONNEL COST FOR THE YEAR ENDED 31ST DECEMBER, 2020**

COMPERATIVE	ADMIN_CODE	ECON_CODE	GRP	DESCRIPTION	ESTIMATE	SUPPLE_MENT	TOTAL BUDGET	ACTUAL	EX_CESS	SAVINGS	TOTPVs
66976714	022000800100	21010101	2	BOARD OF INTERNAL REVENUE	87,717,885.01	0.00	87,717,885.01	87,717,885.01	0.00	0.00	11
234451994	022200100100	21010101	2	MINISTRY OF TRADE, INDUSTRY ANMD INVESTMENT	297,981,178.66	0.00	297,981,178.66	297,981,178.66	0.00	0.00	20
62681065	022205600100	21010101	2	BAYELSA STATE MICROFINANCE & ENTERPRISE DEVELOPMENT AGENCY	18,257,278.88	0.00	18,257,278.88	18,257,278.88	0.00	0.00	12
97000000	011100202700	21010101	2	BAYELSA STATE VOLUNTEERS	20,000,000.00	0.00	20,000,000.00	20,000,000.00	0.00	0.00	2
102619010	022810100100	21010101	2	E-GOVERANCE BUREAU	213,917,166.64	0.00	213,917,166.64	213,917,166.64	0.00	0.00	16
109273413	022905300100	21010101	2	BAYELSA TRANSPORT COMPANY	131,235,206.54	0.00	131,235,206.54	131,235,206.54	0.00	0.00	12
178336479	023400100100	21010101	2	MINISTRY OF WORKS AND TRANSPORT	258,292,874.06	0.00	258,292,874.06	258,292,874.06	0.00	0.00	25
52878567	023600100100	21010101	2	MINISTRY OF TOURISM DEVELOPMENT	90,936,163.07	0.00	90,936,163.07	90,936,163.07	0.00	0.00	11
97322966	023600300100	21010101	2	MUSUEMS AND MONUMENTS	100,967,929.74	0.00	100,967,929.74	100,967,929.74	0.00	0.00	12
226837521	023600400100	21010101	2	COUNCIL OF ARTS AND CULTURE	285,269,332.76	0.00	285,269,332.76	285,269,332.76	0.00	0.00	14
11234886	023605500100	21010101	2	TOURISM AND HOTEL LICENCING AGENCY	23,618,707.43	0.00	23,618,707.43	23,618,707.43	0.00	0.00	12
109758612	025200100100	21010101	2	MINISTRY OF WATER RESOURCES	202,124,931.05	0.00	202,124,931.05	202,124,931.05	0.00	0.00	13
94469803	025210200100	21010101	2	WATER BOARD	127,551,604.61	0.00	127,551,604.61	127,551,604.61	0.00	0.00	14
64949611	025300100100	21010101	2	MINISTRY OF HOUSING AND URBAN DEVELOPMENT	101,094,240.31	0.00	101,094,240.31	101,094,240.31	0.00	0.00	12
42481775	025305300100	21010101	2	BAYELSA HOUSING AND PROPERTY DEVELOPMENT AUTHORUTY	108,791,886.72	0.00	108,791,886.72	108,791,886.72	0.00	0.00	13
10687222	011100500100	21010101	2	SSA TO SDG	15,920,858.43	0.00	15,920,858.43	15,920,858.43	0.00	0.00	11
52611148	026000100100	21010101	2	MINISTRY OF LANDS AND SURVEY	70,662,961.18	0.00	70,662,961.18	70,662,961.18	0.00	0.00	12
57548604	026300100100	21010101	2	MINISTRY OF CULTURE AND IJAW NATIONAL AFFAIRS	130,821,449.13	0.00	130,821,449.13	130,821,449.13	0.00	0.00	12
61260468	023400200100	21010101	2	OFFICE OF SURVEYOR-GENERAL	79,082,486.30	0.00	79,082,486.30	79,082,486.30	0.00	0.00	12



**FINANCIAL STATEMENTS**  
OF THE GOVERNMENT OF  
**BAYELSA STATE OF NIGERIA**

**2020**



**NOTES ON THE FINANCIAL STATEMENTS**  
**NO. 4B**

**STATEMENT OF PERSONNEL COST FOR THE YEAR ENDED 31ST DECEMBER, 2020**

COMPERATIVE	ADMIN_CODE	ECON_CODE	GRP	DESCRIPTION	ESTIMATE	SUPPLE_MENT	TOTAL_BUDGET	ACTUAL	EX_CESS	SAVINGS	TOTPVs
96026184	022900100100	21010101	2	MINISTRY OF TRANSPORT	137,214,330.54	0.00	137,214,330.54	137,214,330.54	0.00	0.00	24
10870747	022205700100	21010101	2	BUREAU FOR CO-OPERATIVE DEVELOPMENT	14,350,295.14	0.00	14,350,295.14	14,350,295.14	0.00	0.00	12
58987657	023300100100	21010101	2	MINISTRY OF MINERAL RESOURCES	128,404,294.60	0.00	128,404,294.60	128,404,294.60	0.00	0.00	12
4615885	0220001042	21010101	2	MINISTRY OF FINANCE INCORPORATED (MOFI)	12,444,872.82	0.00	12,444,872.82	12,444,872.82	0.00	0.00	13
0.00	052110600100	21010101	2	COLLEGE OF HEALTH TECHNOLOGY, OTUOGIDI	671,261,496.66	0.00	671,261,496.66	671,261,496.66	0.00	0.00	13
0.00	022700100100	21010101	2	MINISTRY OF LABOR, EMPLOYMENT & PRODUCTIVITY	0.00	0.00	0.00	0.00	0.00	0.00	0
				<b>GROUP-TOTAL</b>	<b>6,019,287,176.81</b>	<b>0.00</b>	<b>6,019,287,176.81</b>	<b>5,948,462,097.13</b>	<b>0.0</b>	<b>70,825,079.680</b>	<b>568</b>
<b>SECTOR: LAW &amp; JUSTICE</b>											
32706775	031801100100	21010101	3	JUDICIARY SERVICE COMMISSION	40,027,204.72	0.00	40,027,204.72	40,027,204.72	0.00	0.00	12
774649648	032600100100	21010101	3	MINISTRY OF JUSTICE	1,051,160,851.24	0.00	1,051,160,851.24	1,051,160,851.24	0.00	0.00	18
213219172	032605200100	21010101	3	CUSTOMARY COURT OF APPEAL	279,817,218.74	0.00	279,817,218.74	279,817,218.74	0.00	0.00	15
				<b>GROUP-TOTAL</b>	<b>1,371,005,274.70</b>	<b>0.00</b>	<b>1,371,005,274.70</b>	<b>1,371,005,274.70</b>	<b>0.0</b>	<b>0.0</b>	<b>45</b>
<b>SECTOR: REGIONAL DEVELOPMENT</b>											
5631995	045102200100	21010101	4	MINISTRY OF SPECIAL DUTIES CENTRAL SENATORIAL DISTRICT	20,407,904.36	0.00	20,407,904.36	20,407,904.36	0.00	0.00	13
18249476	045102300100	21010101	4	MINISTRY OF SPECIAL DUTIES EAST SENATORIAL DISTRICT	25,028,521.09	0.00	25,028,521.09	25,028,521.09	0.00	0.00	12
7805556	045102400100	21010101	4	MINISTRY OF SPECIAL DUTIES WEST SENATORIAL DISTRICT	20,624,209.85	0.00	20,624,209.85	20,624,209.85	0.00	0.00	12
				<b>GROUP-TOTAL</b>	<b>66,060,635.3</b>	<b>0.00</b>	<b>66,060,635.30</b>	<b>66,060,635.30</b>	<b>0.0</b>	<b>0.0</b>	<b>37</b>
<b>SECTOR: SOCIAL SERVICES</b>											
161636118	012300300100	21010101	5	NIGER DELTA TELEVISION AUTHORITY	196,738,732.89	0.00	196,738,732.89	196,738,732.89	0.00	0.00	12



**FINANCIAL STATEMENTS**  
OF THE GOVERNMENT OF  
**BAYELSA STATE OF NIGERIA**


**2020**



**NOTES ON THE FINANCIAL STATEMENTS**  
**NO. 4B**


**STATEMENT OF PERSONNEL COST FOR THE YEAR ENDED 31ST DECEMBER, 2020**

COMPERATIVE	ADMIN_CODE	ECON_CODE	GRP	DESCRIPTION	ESTIMATE	SUPPLE_MENT	TOTAL_BUDGET	ACTUAL	EX_CESS	SAVINGS	TOTPVs
17468427	053900100100	21010101	5	MINISTRY OF YOUTH AND SPORT	384,482,606.98	0.00	384,482,606.98	384,482,606.98	0.00	0.00	48
241861494	051300100100	21010101	5	MINISTRY OF SPORTS DEVELOPMENT	371,801,530.34	0.00	371,801,530.34	371,801,530.34	0.00	0.00	35
116944179	051400100100	21010101	5	MINISTRY OF WOMEN AFFAIRS AND SOCIAL DEVELOPMENT	221,809,119.02	0.00	221,809,119.02	221,809,119.02	0.00	0.00	12
2035511128	051700100100	21010101	5	MINISTRY OF EDUCATION	750,000,000.00	0.00	750,000,000.00	522,654,987.24	0.00	227,345,012.76	109
24361518	051700800100	21010101	5	BAYELSA STATE LIBRARY BOARD	45,392,908.98	0.00	45,392,908.98	45,392,908.98	0.00	0.00	12
9089699	051701000100	21010101	5	STATE AGENCY FOR MASS EDUCATION	26,152,870.54	0.00	26,152,870.54	26,152,870.54	0.00	0.00	11
629344807	051701800100	21010101	5	BAYELSA STATE POLYTECHNIC ALEBIRI	766,500,000.00	0.00	766,500,000.00	766,500,000.00	0.00	0.00	12
0.00	051701900100	21010101	5	ISAAC JASPER BORO COLLEGE OF EDUCATION	1,651,894,005.92	0.00	1,651,894,005.92	1,651,894,005.92	0.00	0.00	16
0.00	052100300100	21010101	5	BAYELSA STATE PRIMARY HEALTH CARE BOARD	0.00	0.00	0.00	0.00	0.00	0.00	0
7065785213	051705400100	21010101	5	BAYELSA STATE POST PRIMARY SCHOOLS BOARD	9,125,206,269.72	0.00	9,125,206,269.72	9,125,206,269.72	0.00	0.00	65
29099844	051705600100	21010101	5	BAYELSA STATE SCHOLARSHIP BOARD	63,550,245.17	0.00	63,550,245.17	63,550,245.17	0.00	0.00	11
1123866512	052100100100	21010101	5	MINISTRY OF HEALTH	1,445,467,886.16	0.00	1,445,467,886.16	1,445,467,886.16	0.00	0.00	43
1049786386	052102600100	21010101	5	NIGER DELTA UNIVERSITY TEACHING HOSPITAL OKOLOBIRI	1,261,612,461.00	0.00	1,261,612,461.00	1,257,786,531.59	0.00	3,825,929.41	24
3289824195	052110200100	21010101	5	BAYELSA STATE HOSPITALS MANAGEMENT BOARD	3,788,650,537.30	0.00	3,788,650,537.30	3,788,650,537.30	0.00	0.00	12
164221262	052110400100	21010101	5	BAYELSA STATE SCHOOL OF NURSING	252,361,879.00	0.00	252,361,879.00	252,328,082.31	0.00	33,796.69	24
605651218	053500100100	21010101	5	MINISTRY OF ENVIRONMENT	959,897,160.07	0.00	959,897,160.07	959,897,160.07	0.00	0.00	13
0.00	032605400100	21010101	5	SPECIAL MATTERS COURT (EDUCATION)	65,454,289.81	0.00	65,454,289.81	65,454,289.81	0.00	0.00	13
241919596	053500200100	21010101	5	BAYELSA STATE PARKS AND GARDEN	341,855,407.65	0.00	341,855,407.65	341,855,407.65	0.00	0.00	13
1603663051	053505500100	21010101	5	BAYELSA STATE ENVIRONMENTAL SANITATION AUTHORITY	2,061,473,214.18	0.00	2,061,473,214.18	2,061,473,214.18	0.00	0.00	15



**FINANCIAL STATEMENTS**  
OF THE GOVERNMENT OF  
**BAYELSA STATE OF NIGERIA**


**2020**



**NOTES ON THE FINANCIAL STATEMENTS**  
**NO. 4B**


**STATEMENT OF PERSONNEL COST FOR THE YEAR ENDED 1ST DECEMBER, 2020**

COMPERATIVE	ADMIN_CODE	ECON_CODE	GRP	DESCRIPTION	ESTIMATE	SUPPLE_MENT	TOTAL_BUDGET	ACTUAL	EX_CESS	SAVINGS	TOTPVs
0.00	051705900100	21010101	5	HIGHER EDUCATION LOAN BOARD	16,770,884.27	0.00	16,770,884.27	16,770,884.27	0.00	0.00	10
373766808	053905100100	21010101	5	BAYELSA STATE SPORTS COUNCIL	468,365,868.85	0.00	468,365,868.85	468,365,868.85	0.00	0.00	13
164746659	055100100100	21010101	5	MINISTRY OF LOCAL GOVERNMENT AND COMMUNITY DEVELOPMENT	195,608,460.96	0.00	195,608,460.96	195,608,460.96	0.00	0.00	12
306979495	055100200100	21010101	5	BAYELSA STATE TRADITIONAL RULERS COUNCIL	337,436,571.49	0.00	337,436,571.49	337,436,571.49	0.00	0.00	34
	051705800100	21010101	5	EDUCATION DEV. TRUST FUND	0.00	0.00	0.00	0.00	0.00	0.00	0
133241889	056400100100	21010101	5	MINISTRY OF COMMUNITY DEV. & CHIEFTAINCY AFFAIRS	395,720,048.09	0.00	395,720,048.09	395,720,048.09	0.00	0.00	37
169000000	023601000100	21010101	5	INTERNATIONAL INSTITUTE OF TOURISM AND HOSPITALITY	236,574,402.09	0.00	236,574,402.09	236,574,402.09	0.00	0.00	14
29107429	023800100100	21010101	5	MINISTRY OF COMMUNICATION, SCIENCE AND TECHNOLOGY	53,708,779.62	0.00	53,708,779.62	53,708,779.62	0.00	0.00	13
31885183	052100200100	21010101	5	STATE HEALTH INSURANCE SCHEME	33,193,854.08	0.00	33,193,854.08	33,193,854.08	0.00	0.00	10
0.00	051702619200	21010101	5	INSTITUTE OF ENTREPRENEURSHIP AND VOCATIONAL TRAINING	0.00	0.00	0.00	0.00	0.00	0.00	0
				<b>GROUP-TOTAL</b>	<b>25,517,679,994.18</b>	<b>0.00</b>	<b>25,517,679,994.18</b>	<b>25,286,475,255.32</b>	<b>0.0</b>	<b>231,204,738.86</b>	<b>643</b>
				<b>GRAND TOTAL:</b>	<b>51,646,082,757.00</b>		<b>51,646,082,757.00</b>	<b>48,808,773,628.96</b>	<b>0.00</b>	<b>2,837,309,128.04</b>	<b>1,770</b>



**FINANCIAL STATEMENTS**  
OF THE GOVERNMENT OF  
**BAYELSA STATE OF NIGERIA**


**2020**



**IGBOGENE AIT OUTER RING RD ON-GOING**




**IGBOGENE AIT OUTER RING RD ON-GOING**



**FINANCIAL STATEMENTS**  
OF THE GOVERNMENT OF  
**BAYELSA STATE OF NIGERIA**

**2020**




**NOTES ON THE FINANCIAL STATEMENTS**

**NO.5**

**STATEMENT OF OVERHEAD COST FOR THE YEAR ENDED 31ST DECEMBER, 2020**

COMPERATIVE	ADMIN CODE	ECON CODE	GRP	DESCRIPTION	ESTIMATE	SUPPLEMENT	TOTAL BUDGET	ACTUAL	EXCESS	SAVINGS	TOT PVS
				<b>SECTOR: ADMINISTRATIVE</b>							
22188980000	011100100100	22021001	1	GOVERNMENT HOUSE	5,638,217,746.35	2,576,556,818.00	8,214,774,564.35	8,214,318,170.00	0.00	456,394.35	646
635969040	011100100200	22021002	1	OFFICE OF THE DEPUTY GOVERNOR	700,000,000.00	395,443,182.50	1,095,443,182.50	1,095,443,182.50	0.00	0.00	135
0.00	011100100300	22021005	1	Office of the Principal Executive Secretary	0.00	0.00	0.00	0.00	0.00	0.00	0
0.00	011100200700	22021004	1	S.A ENVIRONMENT	0.00	0.00	0.00	0.00	0.00	0.00	0
0.00	011100200800	22021005	1	S.A.ETHICS AND GOOD GOVERNMENT	0.00	0.00	0.00	0.00	0.00	0.00	0
0.00	011100200900	22021033	1	S.A FEDERAL PROJECTS AND PROGRAMMES	0.00	0.00	0.00	0.00	0.00	0.00	0
0.00	011100201000	22021006	1	S.A. GENERAL DUTIES	0.00	0.00	0.00	0.00	0.00	0.00	0
7150000	011100201100	22021003	1	S.A. HIGHER EDUCATION	0.00	0.00	0.00	0.00	0.00	0.00	0
0.00	011100201200	22021005	1	S.A HOUSE OF ASSEMBLY LIAISON	0.00	0.00	0.00	0.00	0.00	0.00	0
0.00	011100201300	22021004	1	S.A INFORMATION COMMUNICATION TECHNOLOGY AND DATA	0.00	0.00	0.00	0.00	0.00	0.00	0
0.00	011100201400	22021002	1	S.A INTER-GOVENMENTAL RELATIONS	0.00	0.00	0.00	0.00	0.00	0.00	0
0.00	011100201500	22021007	1	S.A INTER- PARTY RELATIONS	192,252,553.04	342,999,999.50	535,252,552.54	300,000,000.00	0.00	235,252,552.54	0
1100000	011100201600	22021003	1	LEGAL SERVICES	20,782.99	0.00	20,782.99	0.00	0.00	20,782.99	0
0.00	011100201700	22021005	1	S.A LOCAL GOVERNMENT AND COMMUNITY DEVELOPMENT	0.00	0.00	0.00	0.00	0.00	0.00	0
0.00	011100201800	22021013	1	S.A NATIONAL ASSEMBLY LIAISON	0.00	0.00	0.00	0.00	0.00	0.00	0
0.00	011100201900	22021006	1	S.A. OIL AND GAS	0.00	0.00	0.00	0.00	0.00	0.00	0
1360390000	011100202000	22021008	1	S.A POLITICAL	559,799,088.50	685,000,000.00	1,244,799,088.50	1,244,500,000.00	0.00	299,088.50	53
0.00	011100202100	22021001	1	S.A POVERTY ALLEVIATION AND EMPLOMENT GENERATION	0.00	0.00	0.00	0.00	0.00	0.00	0
0.00	011100202200	22021002	1	S.A POWER	0.00	0.00	0.00	0.00	0.00	0.00	0
0.00	011100202300	22021004	1	S.A PRIMARY EDUCATION	0.00	0.00	0.00	0.00	0.00	0.00	0
3000000	011100202400	22021005	1	S.A SECONDARY EDUCATION	0.00	0.00	0.00	0.00	0.00	0.00	0
0.00	011100202500	22021008	1	S.A SPECIAL PROJECTS	0.00	0.00	0.00	0.00	0.00	0.00	0
1000000	011100202600	22021033	1	S.A INVESTMENT	0.00	0.00	0.00	0.00	0.00	0.00	0
1992975000	011100202700	22021006	1	S.A STATE SECURITY	3,350,312,609.90	0.00	3,350,312,609.90	3,350,266,000.00	0.00	46,609.90	85
0.00	011100202800	22021002	1	S.A SUSTAINABLE COMMUNITY DEVELOPMENT	0.00	0.00	0.00	0.00	0.00	0.00	0
242980000	011100202900	22021002	1	S.A TREASURY AND ACCOUNTS	231,455,841.00	0.00	231,455,841.00	231,455,000.00	0.00	841.00	47
97200000	011100203000	22021006	1	S.A WOMEN MOBILISATION	17,243,599.23	0.00	17,243,599.23	16,800,000.00	0.00	443,599.23	3
0.00	011100203100	22021003	1	S.A YOUTH EMPOWERMENT, TRAINING AND REHABILITATION	0.00	0.00	0.00	0.00	0.00	0.00	0
0.00	011100203200	22021005	1	S A YOUTH MOBILIZATION	0.00	0.00	0.00	0.00	0.00	0.00	0
0.00	011100203300	22021004	1	SSA ADMINISTRATION	0.00	0.00	0.00	0.00	0.00	0.00	0
0.00	011100203400	22021002	1	SSA ADMINISTRATION 1	0.00	0.00	0.00	0.00	0.00	0.00	0
0.00	011100203500	22021007	1	SSA ADMINISTRATION 2	0.00	0.00	0.00	0.00	0.00	0.00	0
0.00	011100203600	22021001	1	SSA AQUACULTURE	0.00	0.00	0.00	0.00	0.00	0.00	0
0.00	011100203700	22021002	1	SSA-AVIATION	0.00	0.00	0.00	0.00	0.00	0.00	0
0.00	011100203800	22021004	1	SSA BAYELSANS IN DIAPORA	0.00	0.00	0.00	0.00	0.00	0.00	0



**FINANCIAL STATEMENTS**  
OF THE GOVERNMENT OF  
**BAYELSA STATE OF NIGERIA**

**2020**



**NOTES ON THE FINANCIAL STATEMENTS**  
**NO.5**

**STATEMENT OF OVERHEAD COST FOR THE YEAR ENDED 31ST DECEMBER, 2020**

COMPERATIVE	ADMIN_CODE	ECON_CODE	GRP	DESCRIPTION	ESTIMATE	SUPPLEMENT	TOTAL BUDGET	ACTUAL	EXCESS	SAVINGS	TOT PVS
0.00	011100203900	22021007	1	SSA CIVIL SOCIETY	0.00	0.00	0.00	0.00	0.00	0.00	0
0.00	011100204000	22021001	1	SSA CONFLICT RESOLUTION	0.00	0.00	0.00	0.00	0.00	0.00	0
0.00	011100204100	22021002	1	SSA CONSTITUENCY AND STATE AGENCIES	0.00	0.00	0.00	0.00	0.00	0.00	0
0.00	011100204200	22021005	1	SSA CO-OPERATIVE DEVELOPMENT	0.00	0.00	0.00	0.00	0.00	0.00	0
0.00	011100204300	22021005	1	SSA CULTURE	0.00	0.00	0.00	0.00	0.00	0.00	0
0.00	011100204400	22021005	1	SSA DATA GATHERING AND MGT/LOCAL CONTENT	0.00	0.00	0.00	0.00	0.00	0.00	0
0.00	011100204500	22021033	1	SSA DOMESTIC AFFAIRS	0.00	0.00	0.00	0.00	0.00	0.00	0
0.00	011100204600	22021006	1	SSA DOMESTIC AFFAIRS (GOVERNOR'S WIFE)	0.00	0.00	0.00	0.00	0.00	0.00	0
0.00	011100204700	22021003	1	SSA ECOLOGY	0.00	0.00	0.00	0.00	0.00	0.00	0
0.00	011100204800	22021005	1	SSA EDUCATION INSPECTORATE AND POLICY	0.00	0.00	0.00	0.00	0.00	0.00	0
0.00	011100204900	22021004	1	SSA ELECTRONIC MEDIA	0.00	0.00	0.00	0.00	0.00	0.00	0
0.00	011100205000	22021002	1	SSA ENVIRONMENTAL SANITATION	0.00	0.00	0.00	0.00	0.00	0.00	0
0.00	011100205100	22021007	1	SSA EVENTS AND PLANNING	0.00	0.00	0.00	0.00	0.00	0.00	0
0.00	011100205200	22021003	1	SSA EVENTS MGT	0.00	0.00	0.00	0.00	0.00	0.00	0
0.00	011100205300	22021005	1	SSA E-GOVERNANCE	0.00	0.00	0.00	0.00	0.00	0.00	0
0.00	011100205400	22021013	1	SSA GENERAL DUTIES 1	0.00	0.00	0.00	0.00	0.00	0.00	0
0.00	011100205500	22021006	1	SSA GENERAL DUTIES 2	0.00	0.00	0.00	0.00	0.00	0.00	0
0.00	011100205600	22021008	1	SSA GENERAL DUTIES 3	0.00	0.00	0.00	0.00	0.00	0.00	0
0.00	011100205700	22021001	1	SSA GENERAL DUTIES (GOVERNOR'S WIFE)	0.00	0.00	0.00	0.00	0.00	0.00	0
0.00	011100205900	22021002	1	SSA GRASSROOT POLITICS 1	0.00	0.00	0.00	0.00	0.00	0.00	0
0.00	011100206000	22021005	1	SSA GRASSROOT POLITICS 2	0.00	0.00	0.00	0.00	0.00	0.00	0
0.00	011100206100	22021005	1	SSA GRASSROOT POLITICS 3	0.00	0.00	0.00	0.00	0.00	0.00	0
0.00	011100206200	22021005	1	SSA GRASSROOT POLITICS 4	0.00	0.00	0.00	0.00	0.00	0.00	0
0.00	011100206300	22021033	1	GRASSROOT POLITICS 5	0.00	0.00	0.00	0.00	0.00	0.00	0
0.00	011100206400	22021006	1	SSA GRASSROOT POLITICS 6	0.00	0.00	0.00	0.00	0.00	0.00	0
0.00	011100206500	22021003	1	SSA INTERNALLY GENERATED REVENUE	0.00	0.00	0.00	0.00	0.00	0.00	0
0.00	011100206600	22021005	1	SSA IJAW NATIONAL AFFAIRS	0.00	0.00	0.00	0.00	0.00	0.00	0
0.00	011100206700	22021004	1	SSA INTERNATIONAL DEVELOPMENT COOPERATION	0.00	0.00	0.00	0.00	0.00	0.00	0
0.00	011100206800	22021002	1	SSA INTERNATIONAL DEV PARTNERSHIP AND ENVIRONMENT	0.00	0.00	0.00	0.00	0.00	0.00	0
0.00	011100206900	22021007	1	SSA INTER-PARTY RELATIONS	0.00	0.00	0.00	0.00	0.00	0.00	0
0.00	011100207000	22021003	1	SSA INTRA-PARTY RELATIONS	0.00	0.00	0.00	0.00	0.00	0.00	0
0.00	011100207100	22021005	1	SSA INVESTMENT	0.00	0.00	0.00	0.00	0.00	0.00	0
0.00	011100207200	22021013	1	SSA LANDS AND SURVEY	0.00	0.00	0.00	0.00	0.00	0.00	0
0.00	011100207300	22021006	1	SSA LEGAL MATTERS 2	0.00	0.00	0.00	0.00	0.00	0.00	0
0.00	011100207400	22021008	1	SSA LIAISON OFFICE ABUJA	0.00	0.00	0.00	0.00	0.00	0.00	0
0.00	011100207500	22021001	1	SSA MARINE	0.00	0.00	0.00	0.00	0.00	0.00	0



**FINANCIAL STATEMENTS**  
OF THE GOVERNMENT OF  
**BAYELSA STATE OF NIGERIA**

**2020**




**NOTES ON THE FINANCIAL STATEMENTS**  
**NO.5**

**STATEMENT OF OVERHEAD COST FOR THE YEAR ENDED 31ST DECEMBER, 2020**

COMPERATIVE	ADMIN_CODE	ECON_CODE	GRP	DESCRIPTION	ESTIMATE	SUPPLEMENT	TOTAL BUDGET	ACTUAL	EXCESS	SAVINGS	TOT PVS
0.00	011100207600	22021002	1	SSA MIDIA	0.00	0.00	0.00	0.00	0.00	0.00	0
0.00	011100207700	22021004	1	SSA NATIONAL ASSEMBLY LIAISON	0.00	0.00	0.00	0.00	0.00	0.00	0
0.00	011100207800	22021005	1	SSA NON-INDIGENE	0.00	0.00	0.00	0.00	0.00	0.00	0
0.00	011100207900	22021008	1	SSA NON-INDIGENE WOMEN LEADER	0.00	0.00	0.00	0.00	0.00	0.00	0
0.00	011100208000	22021033	1	SSA OIL AND GAS	0.00	0.00	0.00	0.00	0.00	0.00	0
0.00	011100208100	22021006	1	SSA PRIMARY HEALTH CARE	0.00	0.00	0.00	0.00	0.00	0.00	0
0.00	011100208200	22021002	1	SSA PROJECT MONITORING(ENGINEERING)	0.00	0.00	0.00	0.00	0.00	0.00	0
0.00	011100208300	22021006	1	SSA PROJECT MONITORING (FINANCE)	0.00	0.00	0.00	0.00	0.00	0.00	0
0.00	011100208400	22021002	1	SSA PROTOCOL 1	0.00	0.00	0.00	0.00	0.00	0.00	0
0.00	011100208500	22021004	1	SSA PROTOCOL 2	0.00	0.00	0.00	0.00	0.00	0.00	0
0.00	011100208600	22021002	1	SSA PUBLIC PRIVATE PARTNERSHIP	0.00	0.00	0.00	0.00	0.00	0.00	0
23155000	011100208700	22021007	1	SSA RELIGIOUS MATTERS	0.00	0.00	0.00	0.00	0.00	0.00	0
0.00	011100208800	22021003	1	SSA RESEARCH AND SOCIAL MEDIA	0.00	0.00	0.00	0.00	0.00	0.00	0
0.00	011100208900	22021005	1	SSA SCIENCE AND TECHNOLOGY	0.00	0.00	0.00	0.00	0.00	0.00	0
0.00	011100209000	22021013	1	SSA SECURITY	0.00	0.00	0.00	0.00	0.00	0.00	0
0.00	011100209100	22021006	1	SSA SMEDAN	0.00	0.00	0.00	0.00	0.00	0.00	0
0.00	011100209200	22021008	1	SSA SPECIAL DUTIES (GOVERNOR'S WIFE)	0.00	0.00	0.00	0.00	0.00	0.00	0
0.00	011100209300	22021001	1	SSA SPECIAL DUTIES 1	0.00	0.00	0.00	0.00	0.00	0.00	0
0.00	011100209400	22021002	1	SSA SPECIAL DUTIES 5	0.00	0.00	0.00	0.00	0.00	0.00	0
0.00	011100209500	22021004	1	SSA SPECIAL DUTIES 6	0.00	0.00	0.00	0.00	0.00	0.00	0
0.00	011100209600	22021005	1	SSA SPORTS DEVELOPMENT	0.00	0.00	0.00	0.00	0.00	0.00	0
500000	011100209700	22021008	1	SSA TALENT DEVELOPMENT	0.00	0.00	0.00	0.00	0.00	0.00	0
0.00	011100209800	22021033	1	SSA TECHNICAL SERVICES	0.00	0.00	0.00	0.00	0.00	0.00	0
0.00	011100209900	22021006	1	SSA WOMEN DEVELOPMENT-BRASS LGA	0.00	0.00	0.00	0.00	0.00	0.00	0
0.00	011100210000	22021002	1	SSA WOMEN DEVELOPMENT-EKEREMOR LGA	0.00	0.00	0.00	0.00	0.00	0.00	0
0.00	011100210100	22021002	1	SSA WOMEN DEVELOPMENT-KOLOKUMA/OPOKUMA LGA	0.00	0.00	0.00	0.00	0.00	0.00	0
0.00	011100210200	22021006	1	SSA WOMEN DEVELOPMENT-NEMBE LGA	0.00	0.00	0.00	0.00	0.00	0.00	0
0.00	011100210300	22021003	1	SSA WOMEN DEVELOPMENT-OGGBIA LGA	0.00	0.00	0.00	0.00	0.00	0.00	0
0.00	011100210400	22021005	1	SSA WOMEN DEV-SAGBAMA LGA	0.00	0.00	0.00	0.00	0.00	0.00	0
0.00	011100210500	22021004	1	SSA WOMEN DEV-SUTHERN IJAW LGA	0.00	0.00	0.00	0.00	0.00	0.00	0
0.00	011100210600	22021002	1	SSA WOMEN DEV-YENAGOA LGA	0.00	0.00	0.00	0.00	0.00	0.00	0
0.00	011100210700	22021007	1	SSA WELFARE DUTIES(GOVERNOR'S WIFE)	0.00	0.00	0.00	0.00	0.00	0.00	0
0.00	011100210800	22021001	1	SSA GOVERNOR'S REPRESENTATIVE-BRASS LGA	0.00	0.00	0.00	0.00	0.00	0.00	0





**FINANCIAL STATEMENTS**  
OF THE GOVERNMENT OF  
**BAYELSA STATE OF NIGERIA**

**2020**



**NOTES ON THE FINANCIAL STATEMENTS**  
**NO.5**

**STATEMENT OF OVERHEAD COST FOR THE YEAR ENDED 31ST DECEMBER, 2020**

COMPERATIVE	ADMIN_CODE	ECON_CODE	GRP	DESCRIPTION	ESTIMATE	SUPPLEMENT	TOTAL BUDGET	ACTUAL	EXCESS	SAVINGS	TOT PVS
0.00	011100210900	22021002	1	SSA GOVERNOR'S REPRESENTATIVE- EKEREMOR LGA	0.00	0.00	0.00	0.00	0.00	0.00	0
0.00	011100211000	22021004	1	SSA GOVERNOR'S REP- KOLOKUMA/OPOKUMA LGA	0.00	0.00	0.00	0.00	0.00	0.00	0
0.00	011100211100	22021007	1	SSA GOVERNOR'S REPRESENTATIVE- NEMBE LGA	0.00	0.00	0.00	0.00	0.00	0.00	0
0.00	011100211200	22021001	1	SSA GOVERNOR'S REPRESENTATIVE- OGBIA LGA	0.00	0.00	0.00	0.00	0.00	0.00	0
0.00	011100211300	22021002	1	SSA GOVERNOR'S REPRESENTATIVE- SAGBAMA LGA	0.00	0.00	0.00	0.00	0.00	0.00	0
0.00	011100211400	22021005	1	SSA GOVERNOR'S REP -SOUTHERN IJAW LGA	0.00	0.00	0.00	0.00	0.00	0.00	0
0.00	011100211500	22021005	1	SSA GOVERNOR'S REPRESENTATIVE- YENAGOA LGAA	0.00	0.00	0.00	0.00	0.00	0.00	0
0.00	011100211600	22021005	1	SSA GOVERNOR'S REPRESENTATIVE ON NAPEP	0.00	0.00	0.00	0.00	0.00	0.00	0
4192000	011100211700	22021033	1	CHIEF HISTORIAN AND ARCHIVIST	0.00	0.00	0.00	0.00	0.00	0.00	0
0.00	011100211800	22021006	1	SSA CHIEFTAINCY AFFAIRS	0.00	0.00	0.00	0.00	0.00	0.00	0
0.00	011100211900	22021003	1	SSA ETHICS, VALUES AND ORIENTATION	0.00	0.00	0.00	0.00	0.00	0.00	0
0.00	011100212000	22021005	1	SSA GENERAL DUTIES 6	0.00	0.00	0.00	0.00	0.00	0.00	0
0.00	011100212100	22021004	1	SSA INFRASTRUCTURE	0.00	0.00	0.00	0.00	0.00	0.00	0
0.00	011100212200	22021002	1	SSA MOBILISATION	0.00	0.00	0.00	0.00	0.00	0.00	0
0.00	011100212300	22021007	1	SSA PROTOCOL	0.00	0.00	0.00	0.00	0.00	0.00	0
0.00	011100212400	22021003	1	SSA RELIEF MATTERS	0.00	0.00	0.00	0.00	0.00	0.00	0
0.00	011100212500	22021005	1	SSA STUDENT MOBILISATION	0.00	0.00	0.00	0.00	0.00	0.00	0
0.00	011100212600	22021013	1	SSA VETERINARY AND LIVESTOCK	0.00	0.00	0.00	0.00	0.00	0.00	0
0.00	011100212800	22021006	1	SA HOSPITAL ADMINISTRATION	0.00	0.00	0.00	0.00	0.00	0.00	0
0.00	011100212900	22021008	1	YOUTH DEVELOPMENT ASSIST- BRASS LGA	0.00	0.00	0.00	0.00	0.00	0.00	0
0.00	011100213000	22021001	1	YOUTH DEVELOPMENT ASSIST- EKEREMOR LGA	0.00	0.00	0.00	0.00	0.00	0.00	0
0.00	011100213100	22021002	1	YOUTH DEVELOPMENT ASSIST- KOLOKUMA LGA	0.00	0.00	0.00	0.00	0.00	0.00	0
0.00	011100213200	22021005	1	YOUTH DEVELOPMENT ASSIST- OGBIA LGA	0.00	0.00	0.00	0.00	0.00	0.00	0
0.00	011100213300	22021004	1	YOUTH DEVELOPMENT ASSIST- NEMBE LGA	0.00	0.00	0.00	0.00	0.00	0.00	0
0.00	011100213400	22021005	1	YOUTH DEVELOPMENT ASSIST- SAGBAMA LGA	0.00	0.00	0.00	0.00	0.00	0.00	0
0.00	011100213500	22021033	1	YOUTH DEVELOPMENT ASSIST- SOUTHERN IJAW LGA	0.00	0.00	0.00	0.00	0.00	0.00	0
0.00	011100213600	22021006	1	YOUTH DEVELOPMENT ASSIST- YENAGOA LGA	0.00	0.00	0.00	0.00	0.00	0.00	0
3750000	025305500100	22021003	1	PHYSICAL PLANNING AND DEVELOPMENT BOARD	2,500,000.00	0.00	2,500,000.00	2,500,000.00	0.00	0.00	2
0.00	011100213800	22021005	1	BEAUTIFICATION COMMITTEE	0.00	0.00	0.00	0.00	0.00	0.00	0
0.00	011100213900	22021004	1	GOVERNOR'S SPECIAL REP ABUJA	0.00	0.00	0.00	0.00	0.00	0.00	0



**FINANCIAL STATEMENTS  
OF THE GOVERNMENT OF  
BAYELSA STATE OF NIGERIA**

**2020**



**NOTES ON THE FINANCIAL STATEMENTS  
NO.5**


**STATEMENT OF OVERHEAD COST FOR THE YEAR ENDED 31ST DECEMBER, 2020**

COMPERATIVE	ADMIN_CODE	ECON_CODE	GRP	DESCRIPTION	ESTIMATE	SUPPLEMENT	TOTAL BUDGET	ACTUAL	EXCESS	SAVINGS	TOT PVS
0.00	011100500100	22021002	1	SSA MILLENIUM DEVELOPMENT GOALS	1,000,871.85	0.00	1,000,871.85	1,000,000.00	0.00	871.85	1
45118000	011100800100	22021007	1	STATE EMERGENCY MGT AGENCY	7,386,899.34	0.00	7,386,899.34	7,380,000.00	0.00	6,899.34	10
14900000	011101000100	22021003	1	DUE PROCESS BUREAU	29,261,302.77	0.00	29,261,302.77	29,261,000.00	0.00	302.77	14
461718530	011101300100	22021005	1	SECRETARY TO THE STATE GOVERNMENT(SSG)	188,798,979.85	0.00	188,798,979.85	188,798,000.00	0.00	979.85	46
1063320980	011101300200	22021013	1	GENERAL SERVICES (SSG OFFICE)	996,843,208.75	0.00	996,843,208.75	996,842,779.53	0.00	429.22	183
0.00	011101300300	22021006	1	SA GENERAL DUTIES (SSG OFFICE)	0.00	0.00	0.00	0.00	0.00	0.00	0
0.00	011101300400	22021008	1	SA SPECIAL DUTIES (SSG OFFICE)	0.00	0.00	0.00	0.00	0.00	0.00	0
0.00	011101300500	22021001	1	SSA COMMUNITY RELATIONS (SSG OFFICE)	0.00	0.00	0.00	0.00	0.00	0.00	0
0.00	011101300600	22021002	1	SSA COMPUTER DATA ANALYSIS AND MGT(SSG OFFICE)	0.00	0.00	0.00	0.00	0.00	0.00	0
0.00	011101300700	22021004	1	SSA DOMESTIC (SSG OFFICE)	0.00	0.00	0.00	0.00	0.00	0.00	0
0.00	011101300800	22021005	1	SSA GENERAL DUTIES(SSG OFFICE)	0.00	0.00	0.00	0.00	0.00	0.00	0
0.00	011101300900	22021008	1	SSA GRANTS/DONOR AGENCIES (SSG OFFICE)	0.00	0.00	0.00	0.00	0.00	0.00	0
0.00	011101301000	22021033	1	SSA MEDIA (SSG OFFICE)	0.00	0.00	0.00	0.00	0.00	0.00	0
0.00	011101301100	22021006	1	SSA POLITICAL AND ECONOMIC AFFAIRS (SSG OFFICE)	71,987.85	0.00	71,987.85	0.00	0.00	71,987.85	0
0.00	011101301200	22021002	1	SSA RESEARCH AND DOCUMENTATION (SSG OFFICE)	0.00	0.00	0.00	0.00	0.00	0.00	0
0.00	011101301300	22021002	1	SSA SPECIAL SERVICES (SSG OFFICE)	0.00	0.00	0.00	0.00	0.00	0.00	0
800000	011101301400	22021006	1	EXECUTIVE ASSISTANT (SSG OFFICE)	4,200,000.00	0.00	4,200,000.00	4,176,000.00	0.00	24,000.00	7
65000000	011101700100	22021003	1	EXCO SERVICES	4,489,853.49	0.00	4,489,853.49	4,400,000.00	0.00	89,853.49	8
15550000	011101800100	22021005	1	SPECIAL SERVICES BUREAU 1	12,252,719.00	0.00	12,252,719.00	12,200,000.00	0.00	52,719.00	10
11800000	011101800200	22021004	1	SPECIAL SERVICES BUREAU 2	1,048,719.85	0.00	1,048,719.85	1,000,000.00	0.00	48,719.85	5
2000000	011102100100	22021002	1	LAGOS LIAISON OFFICE	2,587,198.85	0.00	2,587,198.85	2,500,000.00	0.00	87,198.85	5
500000	011102100200	22021007	1	BAYELSA HOUSE ABUJA	1,521,799.62	0.00	1,521,799.62	1,500,000.00	0.00	21,799.62	3
2500000	011102100300	22021001	1	PORHARCOURT LIAISON OFFICE	1,025,871.85	0.00	1,025,871.85	1,000,000.00	0.00	25,871.85	2
0.00	011102800100	22021002	1	NEPAD	0.00	0.00	0.00	0.00	0.00	0.00	0
0.00	011102900100	22021004	1	TASK FORCE ON DISTRIBUTION OF PETROLEUM PRODUCTS	0.00	0.00	0.00	0.00	0.00	0.00	0
13592000	011103300100	22021007	1	STATE ACTION COMMITTEE ON AIDS (SACA)	31,684,242.99	0.00	31,684,242.99	31,684,000.00	0.00	242.99	5
500000	011103500100	22021001	1	STATE PENSION BOARD	243,599.92	0.00	243,599.92	200,000.00	0.00	43,599.92	1
0.00	011103500200	22021002	1	LOCAL GOVERNMENT PENSION BOARD	61,596.35	0.00	61,596.35	0.00	0.00	61,596.35	0
172693000	011103800100	22021005	1	PILGRIMS WELFARE BOARD	1,439,871.47	0.00	1,439,871.47	1,439,000.00	0.00	871.47	5
15542000	011104400100	22021005	1	MINISTRY OF SPECIAL DUTIES(FEDERAL PROJECTS & PROGRAMMES	400,000.00	0.00	400,000.00	400,000.00	0.00	0.00	2
26340000	011105000100	22021005	1	CHIEF ECONOMIC ADVISER	3,586,599.23	0.00	3,586,599.23	3,500,000.00	0.00	86,599.23	5
12000000	011110100100	22021033	1	MINISTRY OF SPECIAL PROJECTS	1,027,690,000.00	0.00	1,027,690,000.00	1,027,690,000.00	0.00	0.00	12
0.00	011110800200	22021006	1	SSA AGRICULTURE (D/GOV)	0.00	0.00	0.00	0.00	0.00	0.00	0



**FINANCIAL STATEMENTS**  
OF THE GOVERNMENT OF  
**BAYELSA STATE OF NIGERIA**


**2020**



**NOTES ON THE FINANCIAL STATEMENTS**  
**NO.5**

**STATEMENT OF OVERHEAD COST FOR THE YEAR ENDED 31ST DECEMBER, 2020**

COMPERATIVE	ADMIN_CODE	ECON_CODE	GRP	DESCRIPTION	ESTIMATE	SUPPLEMENT	TOTAL BUDGET	ACTUAL	EXCESS	SAVINGS	TOT PVS
0.00	011110800300	22021003	1	SSA CHIEFTAINCY AFFAIRS (D/GOV)	0.00	0.00	0.00	0.00	0.00	0.00	0
0.00	011110800400	22021005	1	SSA COMMUNITY DEVELOPMENT (D/GOV)	0.00	0.00	0.00	0.00	0.00	0.00	0
0.00	011110800500	22021004	1	SSA ICT/DATA (D/GOV).	0.00	0.00	0.00	0.00	0.00	0.00	0
0.00	011110800600	22021002	1	SSA LOCAL GOVERNMENT AFFAIRS (D/GOV)	0.00	0.00	0.00	0.00	0.00	0.00	0
0.00	011110800700	22021007	1	SSA MEDIA (D/GOV).	0.00	0.00	0.00	0.00	0.00	0.00	0
0.00	011110800800	22021003	1	SSA SECURITY (D/GOV)	0.00	0.00	0.00	0.00	0.00	0.00	0
0.00	011110800900	22021005	1	SSA PECIAL DUTIES (D/GOV)	0.00	0.00	0.00	0.00	0.00	0.00	0
0.00	011110801000	22021013	1	SSA SPORTS (D/GOV)	0.00	0.00	0.00	0.00	0.00	0.00	0
0.00	011110801100	22021006	1	SSA TRANSPORT/LOGISTICS (D/GOV)	0.00	0.00	0.00	0.00	0.00	0.00	0
0.00	011110801200	22021008	1	SSA DOMESTIC AFFAIRS (D/GOV WIFE)	0.00	0.00	0.00	0.00	0.00	0.00	0
0.00	011110801300	22021002	1	SSA GENDER MATTERS (D/GOV WIFE)	0.00	0.00	0.00	0.00	0.00	0.00	0
0.00	011110801400	22021004	1	SSA GENDER MATTERS (D/GOV)	0.00	0.00	0.00	0.00	0.00	0.00	0
1482000	011113300100	22021007	1	BAYELSA PARTNERSHIP INITIATIVE AGENCY	27,996.96	0.00	27,996.96	0.00	0.00	27,996.96	0
0.00	011113400100	22021001	1	BAYELSA PROGRAMMES MONITORING COMMITTEE ON UNITAR	0.00	0.00	0.00	0.00	0.00	0.00	0
11906000	011113500100	22021002	1	DIRECTORATE FOR PROJECT MONITORING & EVALUATION	5,562,507.77	0.00	5,562,507.77	5,500,000.00	0.00	62,507.77	6
14850000	011113600100	22021005	1	SPECIAL PROSCUTOR FOR VIOLENT CRIMES	1,350,000.00	0.00	1,350,000.00	1,350,000.00	0.00	0.00	1
0	011113700100	22021005	1	TEACHERS DISCIPLINARY COUNCIL	0.00	0.00	0.00	0.00	0.00	0.00	0
0	011113800100	22021005	1	TECHNICAL COMMITTEE ON URBAN REGENERATION	0.00	0.00	0.00	0.00	0.00	0.00	0
0	011200200100	22021033	1	MANAGEMENT/ADMINISTRATION	97,662.75	0.00	97,662.75	0.00	0.00	97,662.75	0
1025866929	011200300100	22021006	1	BAYELSA STATE HOUSE OF ASSEMBLY	1,726,152,900.95	0.00	1,726,152,900.95	0.00	0.00	1,726,152,900.95	0
28400000	011200400100	22021003	1	HOUSE OF ASSEMBLY SERVICE COMMISSION	697,793.20	0.00	697,793.20	0.00	0.00	697,793.20	0
0.00	011200500200	22021005	1	SA LEGISLATIVE TO THE SPEAKER	53,990.89	0.00	53,990.89	0.00	0.00	53,990.89	0
0.00	011200500300	22021004	1	SA MEDIA AND PUBLICITY	53,990.89	0.00	53,990.89	0.00	0.00	53,990.89	0
0.00	011200500400	22021002	1	SA POLITICAL TO THE SPEAKER	53,990.89	0.00	53,990.89	0.00	0.00	53,990.89	0
0.00	011200500500	22021007	1	SA SPECIAL DUTIES TO THE SPEAKER	53,990.89	0.00	53,990.89	0.00	0.00	53,990.89	0
0.00	011200700100	22021003	1	HOUSE COMMITTEE	99,088.50	0.00	99,088.50	0.00	0.00	99,088.50	0
0.00	011200800100	22021005	1	GENERAL SERVICES DEPARTMENTS	61,444.44	0.00	61,444.44	0.00	0.00	61,444.44	0
0.00	011202100100	22021013	1	OFFICE OF THE SPEAKER.	89,984.08	0.00	89,984.08	0.00	0.00	89,984.08	0
439483071	011202200100	22021006	1	OFFICE OF THE CLERK OF THE HOUSE	2,240,658,750.54	0.00	2,240,658,750.54	0.00	0.00	2,240,658,750.54	0
300000	012300300100	22021008	1	NIGER DELTA TELEVISION AUTHORITY	14,875,993.92	0.00	14,875,993.92	14,870,000.00	0.00	5,993.92	4
4000000	012300400100	22021001	1	BAYELSA STATE BROADCASTING CORPORATION	27,996.96	0.00	27,996.96	0.00	0.00	27,996.96	0
1571860000	012300100100	22021002	1	MINISTRY OF INFORMATION AND ORIENTATION	578,834,964.34	0.00	578,834,964.34	578,834,000.00	0.00	964.34	38
0.000	012301300100	22021005	1	GOVERNMENT PRINTING PRESS	92,394.53	0.00	92,394.53	0.00	0.00	92,394.53	0
700000	012305500100	22021004	1	BAYELSA STATE NEWSPAPER CORPORATION	661,596.35	0.00	661,596.35	500,000.00	0.00	161,596.35	5



**FINANCIAL STATEMENTS**  
OF THE GOVERNMENT OF  
**BAYELSA STATE OF NIGERIA**


**2020**



**NOTES ON THE FINANCIAL STATEMENTS**  
**NO.5**

**STATEMENT OF OVERHEAD COST FOR THE YEAR ENDED 31ST DECEMBER, 2020**

COMPERATIVE	ADMIN_CODE	ECON_CODE	GRP	DESCRIPTION	ESTIMATE	SUPPLEMENT	TOTAL BUDGET	ACTUAL	EXCESS	SAVINGS	TOT PVS
0.00	012400700100	22021005	1	FIRE SERVICE	23,192.71	0.00	23,192.71	0.00	0.00	23,192.71	0
80750000	012500100100	22021033	1	HEAD OF SERVICE	64,678,999.62	0.00	64,678,999.62	64,670,000.00	0.00	8,999.62	43
17600000	012500100200	22021006	1	MANAGEMENT AND WELFARE SERVICES	9,014,397.69	0.00	9,014,397.69	9,000,000.00	0.00	14,397.69	11
114370000	012500500100	22021003	1	ESTABLISHMENT AND TRAINING BUREAU	23,847,413.10	0.00	23,847,413.10	23,847,000.00	0.00	413.10	16
980000	012500600100	22021005	1	PUBLIC SERVICE TRAINING INSTITUTE	385,217.96	0.00	385,217.96	385,000.00	0.00	217.96	2
47118000	014000100100	22021004	1	AUDITOR-GENERAL STATE	32,524,319.54	0.00	32,524,319.54	32,524,000.00	0.00	319.54	9
2144000	014000100200	22021002	1	AUDITOR-GENERAL LOCAL GOVT	22,283,536.96	0.00	22,283,536.96	22,283,500.00	0.00	36.96	14
143730000	014700100100	22021007	1	CIVIL SERVICE COMMISSION	53,950,439.54	0.00	53,950,439.54	53,950,000.00	0.00	439.54	21
0.00	014700100200	22021003	1	LOCAL GOVERNMENT SERVICE COMMISSION	53,990.89	0.00	53,990.89	0.00	0.00	53,990.89	0
232038000	014800100100	22021005	1	STATE INDEPENDENT ELECTORAL COMMISSION	97,530,932.54	0.00	97,530,932.54	97,530,000.00	0.00	932.54	20
0.00	011200300200	22021002	1	CHIEF OF STAFF TO THE SPEAKER	0.00	0.00	0.00	0.00	0.00	0.00	0
0.00	011100212700	22021007	1	SSA SPECIAL DUTIES 2	0.00	0.00	0.00	0.00	0.00	0.00	0
0.00	011100213700	22021001	1	SSASPECIAL DUTIES 3	0.00	0.00	0.00	0.00	0.00	0.00	0
0.00	011100214000	22021002	1	SSA GENERAL DUTIES	0.00	0.00	0.00	0.00	0.00	0.00	0
3300000	022205700100	22021004	1	BUREAU FOR CO-OPERATIVE DEVELOPMENT	87,987.85	0.00	87,987.85	0.00	0.00	87,987.85	0
29414000	023300100100	22021007	1	MINISTRY OF MINERAL RESOURCES	2,102,528.38	0.00	2,102,528.38	2,102,500.00	0.00	28.38	7
44142000	056400100100	22021001	1	MIN OF COMMUNITY DEV. AND CHIEFTAINCY AFFAIRS	14,295,400.00	0.00	14,295,400.00	14,295,400.00	0.00	0.00	10
0.00	011200800200	22021002	1	CHAMBER AND COMMITTE SERVICES	0.00	0.00	0.00	0.00	0.00	0.00	0
0.00	011200800300	22021005	1	ADMINISTRATIVE SERVICES	69,578.12	0.00	69,578.12	0.00	0.00	69,578.12	0
800000	056400100100	22021005	1	POLITICAL AND ECONOMIC AFFAIRS BUREAU	0.00	0.00	0.00	0.00	0.00	0.00	0
0.00	011100205800	22021005	1	DIRECTORATE FOR GIRL CHILD EDUCATION	0.00	0.00	0.00	0.00	0.00	0.00	0
0.00	011200800400	22021033	1	FINANCE AND ACCOUNTS	82,782.99	0.00	82,782.99	0.00	0.00	82,782.99	0
0.00	011200800500	22021006	1	BUDGET, PLANNING, RESEARCH AND STATISTICS	82,782.99	0.00	82,782.99	0.00	0.00	82,782.99	0
0.00	056400100100	22021004	1	S.S.A SUSTAINABLE DEVELOPMENT GOAL (MDGS)	0.00	0.00	0.00	0.00	0.00	0.00	0
0.00	011200800100	22021002	1	LEGAL SERVICES	76,979.12	0.00	76,979.12	0.00	0.00	76,979.12	0
0.00	056400100100	22021006	1	S.A CONFLICT RESOLUTION	0.00	0.00	0.00	0.00	0.00	0.00	0
0.00	012500700100	22021009	1	PUBLIC SERVICE RECORDS AND DOCUMENTATION CENTER	487,987.85	0.00	487,987.85	0.00	0.00	487,987.85	0
0.00	011113200100	22021005	1	S.A. INTER-GOVERNMENTAL AFFAIRS	1,479,536,935.37	0.00	1,479,536,935.37	1,479,536,933.00	0.00	2.37	21
				<b>GROUP-TOTAL</b>	<b>19,378,019,986.11</b>	<b>4,000,000,000.00</b>	<b>23,378,019,986.11</b>	<b>19,171,431,465.03</b>	<b>0.0</b>	<b>239,330,342.99</b>	



**FINANCIAL STATEMENTS**  
OF THE GOVERNMENT OF  
**BAYELSA STATE OF NIGERIA**

**2020**



**NOTES ON THE FINANCIAL STATEMENTS**  
**NO.5**

**STATEMENT OF OVERHEAD COST FOR THE YEAR ENDED 31ST DECEMBER, 2020**

COMPERATIVE	ADMIN_CODE	ECON_CODE	GRP	DESCRIPTION	ESTIMATE	SUPPLEMENT	TOTAL BUDGET	ACTUAL	EXCESS	SAVINGS	TOT PVS
				<b>SECTOR: ECONOMIC</b>							
750000	021500100100	22021013	2	MINISTRY OF AGRICULTURE	22,596,953.89	0.00	22,596,953.89	22,500,000.00	0.00	96,953.89	19
544000	021510200100	22021006	2	AGRICULTURAL DEVELOPMENT PROGRAMME	730,798.18	0.00	730,798.18	715,000.00	0.00	15,798.18	4
0.00	021510600100	22021008	2	SCHOOL-TO-LAND AUTHORITY	243,599.39	0.00	243,599.39	200,000.00	0.00	43,599.39	1
1352830991	022000100100	22021001	2	MINISTRY OF FINANCE	264,546,000.00	0.00	264,546,000.00	264,546,000.00	0.00	0.00	105
5560000	022000200100	22021002	2	DEBT MANAGEMENT OFFICE	3,705,810.91	0.00	3,705,810.91	3,705,000.00	0.00	810.91	16
87981000	022000300100	22021004	2	STATE BUDGET OFFICE	149,264,542.70	0.00	149,264,542.70	149,264,000.00	0.00	542.70	38
291989500	022000700100	22021005	2	OFFICE OF THE ACCOUNTANT-GENERAL	382,708,325.00	0.00	382,708,325.00	382,708,225.00	0.00	100.00	110
6495000	022000704200	22021008	2	MINISTRY OF FINANCE INCOPORATED (MOFI)	5,232,986.47	0.00	5,232,986.47	5,232,000.00	0.00	986.47	12
700000000	022000800100	22021033	2	BOARD OF INTERNAL REVENUE	165,983,653.00	0.00	165,983,653.00	165,983,653.00	0.00	0.00	3
303020000	022200100100	22021006	2	MINISTRY OF TRADE, INDUSTRY AND INVESTMENT	242,087,570.27	0.00	242,087,570.27	242,087,500.00	0.00	70.27	33
12641000	022201800100	22021002	2	BAYELSA STATE INVESTMENT PROMOTION AGENCY	3,385,135.82	0.00	3,385,135.82	3,300,000.00	0.00	85,135.82	2
173860000	022205600100	22021002	2	BAYELSA STATE MICRO-FINANCE & ENTERPRISE DEV AGENCY	62,081,310.92	0.00	62,081,310.92	62,081,200.00	0.00	110.92	14
0.00	022700600100	22021006	2	SKILL ACQUISITION AND TRAINING	0.00	0.00	0.00	0.00	0.00	0.00	0
19252000	022800100100	22021003	2	MINISTRY OF SCIENCE AND TECHNOLOGY	2,940,577.83	0.00	2,940,577.83	2,863,000.00	0.00	77,577.83	10
1400000	022810100100	22021005	2	E-GOVERNANCE BUREAU	1,993,743.57	0.00	1,993,743.57	1,980,000.00	0.00	13,743.57	6
238978000	022900100100	22021004	2	MINISTRY OF TRANSPORT	297,558,900.00	0.00	297,558,900.00	297,558,000.00	0.00	900.00	13
0.00	022905300100	22021002	2	BAYELSA TRANSPORT COMPANY	0.00	0.00	0.00	0.00	0.00	0.00	0
0.00	022900500100	22021007	2	BAYELSA STATE MARITIME ACADEMY	0.00	0.00	0.00	0.00	0.00	0.00	0
135518252	023100100100	22021001	2	MINISTRY OF POWER	155,421,830.00	0.00	155,421,830.00	155,421,319.51	0.00	510.49	32
31835000	023400100100	22021002	2	MINISTRY OF WORKS AND INFRASTRUCTURE	1,932,089,902.92	0.00	1,932,089,902.92	1,932,089,899.97	0.00	2.95	59
10330000	023400200100	22021004	2	OFFICE OF SURVEYOR-GENERAL	17,950,759.23	0.00	17,950,759.23	17,800,000.00	0.00	150,759.23	7
33125000	023600100100	22021007	2	MINISTRY OF TOURISM DEVELOPMENT	1,634,103.36	0.00	1,634,103.36	1,600,000.00	0.00	34,103.36	6
840000	023600300100	22021001	2	MUSEUMS AND MONUMENTS	470,653.89	0.00	470,653.89	470,000.00	0.00	653.89	4
781000	023600400100	22021001	2	COUNCIL FOR ARTS AND CULTURE	11,023,141.27	0.00	11,023,141.27	11,000,000.00	0.00	23,141.27	3
200000	023601000100	22021002	2	INSTITUTE OF TOURISM, CATERING AND HOTEL MGT	87,987.85	0.00	87,987.85	0.00	0.00	87,987.85	0
17288000	023605500100	22021005	2	TOURISM DEVELOPMENT AGENCY	10,626,359.23	0.00	10,626,359.23	10,516,000.00	0.00	110,359.23	9
0.00	023800400100	22021004	2	STATE BUREAU STATISTICS	87,987.85	0.00	87,987.85	0.00	0.00	87,987.85	0
0.00	025200100100	22021005	2	MINISTRY OF WATER RESOURCES	1,000,000.00	0.00	1,000,000.00	1,000,000.00	0.00	0.00	5
0.00	025210200100	22021033	2	WATER BOARD	862,085.36	0.00	862,085.36	862,000.00	0.00	85.36	4
33182000	025300100100	22021006	2	MINISTRY OF HOUSING AND UBAN DEVELOPMENT	1,440,000.00	0.00	1,440,000.00	1,404,000.00	0.00	36,000.00	5
0.00	025305300100	22021003	2	BAYELSA HOUSING AND PROPERTY DEV AUTHORITY	87,198.78	0.00	87,198.78	0.00	0.00	87,198.78	0
5500000	025305600100	22021005	2	NEW YENAGOA DEVELOPMENT AGENCY	84,336.80	0.00	84,336.80	0.00	0.00	84,336.80	0
103157000	026000100100	22021004	2	MINISTRY OF LANDS AND SURVEY	5,583,894.69	0.00	5,583,894.69	5,583,000.00	0.00	894.69	8



**FINANCIAL STATEMENTS**  
OF THE GOVERNMENT OF  
**BAYELSA STATE OF NIGERIA**

**2020**



**NOTES ON THE FINANCIAL STATEMENTS**  
**NO.5**

**STATEMENT OF OVERHEAD COST FOR THE YEAR ENDED 31ST DECEMBER, 2020**

COMPERATIVE	ADMIN_CODE	ECON_CODE	GRP	DESCRIPTION	ESTIMATE	SUPPLEMENT	TOTAL BUDGET	ACTUAL	EXCESS	SAVINGS	TOT PVS
14360000	026000200100	22021002	2	GEOGRAPHICAL INFORMATION SYSTEM	11,572,538.54	0.00	11,572,538.54	11,562,000.00	0.00	10,538.54	4
707809000	026200100100	22021007	2	MINISTRY OF BUDGET AND ECONOMIC PLANNING	575,458,765.50	0.00	575,458,765.50	575,458,700.00	0.00	65.50	60
0.00	026200100200	22021003	2	MONITORING AND EVALUATION	0.00	0.00	0.00	0.00	0.00	0.00	0
0.00	026200100300	22021005	2	PLANNING DEPARTMENT	71,987.85	0.00	71,987.85	0.00	0.00	71,987.85	0
0.00	026200100400	22021013	2	PUBLIC, PRIVATE PARTNERSHIP	35,993.92	0.00	35,993.92	0.00	0.00	35,993.92	0
0.00	026200200100	22021006	2	SEEFOR	17,996.96	0.00	17,996.96	0.00	0.00	17,996.96	0
0.00	026200300100	22021008	2	CSDA	17,996.96	0.00	17,996.96	0.00	0.00	17,996.96	0
164504000	026300100100	22021001	2	MINISTRY OF CULTURE AND IJAW NATIONAL AFFAIRS	44,716,099.23	0.00	44,716,099.23	44,090,206.00	0.00	625,893.23	19
				<b>GROUP-TOTAL</b>	<b>4,375,401,528.14</b>	<b>0.0</b>	<b>4,375,401,528.14</b>	<b>4,373,580,703.48</b>	<b>0.0</b>	<b>1,820,824.66</b>	
				<b>SECTOR: LAW &amp; JUSTICE</b>							
22000000	031801100100	22021002	3	JUDICIAL SERVICE COMMISSION	291,526,927.83	0.00	291,526,927.83	0.00	0.00	291,526,927.83	0
550618000	032600100100	22021004	3	MINISTRY OF JUSTICE	276,533,751.40	0.00	276,533,751.40	276,533,000.00	0.00	751.40	71
0.00	032600100200	22021003	3	ADMINISTRATOR & PUBLIC TRUSTEE	0.00	0.00	0.00	0.00	0.00	0.00	0
0.00	032600700100	22021005	3	DIRECTORATE FOR CITIZENS RIGHTMEDIATIO CENTRE	30,798.18	0.00	30,798.18	0.00	0.00	30,798.18	0
453500000	032605100100	22021013	3	HIGH COURT/JUDICIARY	698,248,486.04	0.00	698,248,486.04	0.00	0.00	698,248,486.04	0
228000000	032605200100	22021006	3	CUSTOMARY ;COURT OF APPEAL	259,893,198.68	0.00	259,893,198.68	0.00	0.00	259,893,198.68	0
1967000	032605400100	22021003	3	SPECIAL MATTERS COURT (EDUCATION)	414,397.69	0.00	414,397.69	400,000.00	0.00	14,397.69	1
				<b>GROUP-TOTAL</b>	<b>1,526,647,559.82</b>	<b>0.00</b>	<b>1,526,647,559.82</b>	<b>276,933,000.00</b>	<b>0.0</b>	<b>2,461,559.82</b>	
				<b>SECTOR: REGIONAL DEVELOPMENT</b>							
0.00	045100100100	22021008	4	MINISTRY OF CPITAL CITY DEVELOPMENT	0.00	0.00	0.00	0.00	0.00	0.00	0
8750000	011101900100	22021001	4	MINISTRY OF SPECIAL DUTIES CENTRALSENATORIAL DIST	27,217,616.84	0.00	27,217,616.84	27,217,000.00	0.00	616.84	27
11280000	032605200100	22021002	4	MINISTRY OF SPECIAL DUTIES EAST SENATORIAL DIST	0.00	0.00	0.00	0.00	0.00	0.00	0
27280000	026200300100	22021004	4	MINISTRY OF SPECIAL DUTIES WEST SENATORIAL DIST	0.00	0.00	0.00	0.00	0.00	0.00	0
				<b>GROUP-TOTAL</b>	<b>27,217,616.84</b>	<b>0.00</b>	<b>27,217,616.84</b>	<b>27,217,000.00</b>	<b>0.0</b>	<b>616.84</b>	
				<b>SECTOR: SOCIAL SERVICES</b>							
275954000	051300100100	22021001	5	MINISTRY OF YOUTH DEVELOPMENT	56,736,299.46	0.00	56,736,299.46	56,736,000.00	0.00	299.46	23
87427000	051400100100	22021008	5	MINISTRY OF WOMEN AFFAIRS AND SOCIAL DEVELOPMENT	89,114,002.47	0.00	89,114,002.47	89,113,280.00	0.00	722.47	37
782090320	051700100100	22021002	5	MINISTRY OF EDUCATION	349,719,521.94	0.00	349,719,521.94	349,719,000.00	0.00	521.94	28
30500000	051700300100	22021005	5	BAYELSA STATE UNIVERSAL BASIC EDUCATION BOARD	12,087,198.85	0.00	12,087,198.85	12,000,000.00	0.00	87,198.85	6
10124000	051700800100	22021033	5	BAYELSA STATE LIBRARY BOARD	1,548,719.85	0.00	1,548,719.85	1,500,000.00	0.00	48,719.85	1
700000	051701000100	22021006	5	STATE AGENCY FOR MASS EDUCATION	421,799.96	0.00	421,799.96	400,000.00	0.00	21,799.96	4
14077000	051701800100	22021003	5	BAYELSA STATE POLYTECHNIC, ALEIBIRI	5,387,046.22	0.00	5,387,046.22	5,387,040.37	0.00	5.85	3
300000	051701900100	22021005	5	ISAAC JASPER BORO COLLEGE OF EDUCATION	200,061,995.27	0.00	200,061,995.27	200,000,000.00	0.00	61,995.27	0
0.00	051702100100	22021004	5	NIGER DELTA UNIVERSITY, WILBERFORCE ILAND	1,000,177,484.40	0.00	1,000,177,484.40	1,000,000,000.00	0.00	177,484.40	0
83800000	051705400100	22021002	5	BAYELSA STATE SECONDARY SCHOOLS BOARD	1,203,884.95	0.00	1,203,884.95	1,200,000.00	0.00	3,884.95	3
29200000	051705600100	22021007	5	BAYELSA STATE SCHOLARSHIP BOARD	14,135,422.72	0.00	14,135,422.72	14,054,000.00	0.00	81,422.72	9



**FINANCIAL STATEMENTS**  
OF THE GOVERNMENT OF  
**BAYELSA STATE OF NIGERIA**

**2020**




**NOTES ON THE FINANCIAL STATEMENTS**

**NO.5**

**STATEMENT OF OVERHEAD COST FOR THE YEAR ENDED 31ST DECEMBER, 2020**

COMPERATIVE	ADMIN_CODE	ECON_CODE	GRP	DESCRIPTION	ESTIMATE	SUPPLEMENT	TOTAL BUDGET	ACTUAL	EXCESS	SAVINGS	TOT PVS
414768000	052100100100	22021003	5	MINISTRY OF HEALTH	764,588,730.30	0.00	764,588,730.30	764,588,709.30	0.00	21.00	75
0.00	052100100300	22021005	5	BAYELSA STATE EMERGENCY MEDICAL SERVICES	0.00	0.00	0.00	0.00	0.00	0.00	0
0.00	052100100400	22021013	5	BAYELSA STATE HEALTH SYSTEM FUND PROJECT	0.00	0.00	0.00	0.00	0.00	0.00	0
0.00	052100100200	22021006	5	BAYELSA STATE LOCAL HEALTH SERVICE	0.00	0.00	0.00	0.00	0.00	0.00	0
40500000	052102600100	22021008	5	NIGER DELTER UNIVERSITY TEACHING HOPITAL-KOLOBIRI	21,174,079.77	0.00	21,174,079.77	21,100,000.00	0.00	74,079.77	4
0.00	052110200100	22021001	5	HOSPITAL MANAGEMENT BOARD	217,996.96	0.00	217,996.96	0.00	0.00	217,996.96	0
2598000	052110400100	22021002	5	SCHOOL OF NURSING	865,677.91	0.00	865,677.91	800,000.00	0.00	65,677.91	4
0.00	052110600100	22021004	5	STATE COLLEGE OF HEALTH TECHNOLOGY	100,490,000.00	0.00	100,490,000.00	100,480,000.00	0.00	10,000.00	1
533149000	053500100100	22021005	5	MINISTRY OF ENVIRONMENT	677,170,831.34	0.00	677,170,831.34	677,170,000.00	0.00	831.34	60
0.00	053500200100	22021008	5	BAYELSA STATE PARKS AND GARDEN ENVIRONMENTAL SANITATION AUTHORITY	450,000.00	0.00	450,000.00	450,000.00	0.00	0.00	1
110645000	053505500100	22021033	5	MINISTRY OF SPORTS DEVELOPMENT	113,748,943.20	0.00	113,748,943.20	113,748,500.00	0.00	443.20	49
288430000	053900100100	22021006	5	MINISTRY OF SPORTS DEVELOPMENT	57,888,000.00	0.00	57,888,000.00	57,888,000.00	0.00	0.00	25
228487000	053905100100	22021002	5	BAYELSA STATE SPORTS COUNCIL	272,412,319.09	0.00	272,412,319.09	272,412,000.00	0.00	319.09	13
20200000	053905300100	22021006	5	BAYELSA STATE SPORTS ACADEMY	1,748,548.85	0.00	1,748,548.85	1,748,500.00	0.00	48.85	2
36211000	055100100100	22021003	5	MINISTRY OF LOCAL GOVT. ADMINISTRATION	20,061,318.29	0.00	20,061,318.29	20,060,000.00	0.00	1,318.29	20
0.00	055100100200	22021005	5	CRAFT DEVELOPMENT CENTER	27,996.96	0.00	27,996.96	0.00	0.00	27,996.96	0
117074396	055100200100	22021004	5	BAYELSA STATE TRADITIONAL RULERS COUNCIL	48,382,738.27	0.00	48,382,738.27	48,382,735.80	0.00	2.47	26
0.00	052100100400	22021003	5	BAYELSA STATE HEALTH INSURANCE SCHEME	100,100,000.00	0.00	100,100,000.00	100,000,000.00	0.00	100,000.00	0
0.00	052111500100	22021005	5	BAYELSA STATE MEDICAL SERVICE AGENCY	0.00	0.00	0.00	0.00	0.00	0.00	0
75019500	022700100100	22021007	5	MINISTRY OF LABOUR, EMPLOMENT & PRODUCTIVITY	21,100,000.00	0.00	21,100,000.00	21,000,000.00	0.00	100,000.00	9
87427000	051400100100	22021005	5	MINISTRY OF WOMEN AND CHILDREN AFFAIRS	0.00	0.00	0.00	0.00	0.00	0.00	0
0.00	051702619200	22021013	5	INSTITUTE OF ENTREPRENUER & VOCATIONAL TRAINING	737,981.77	0.00	737,981.77	0.00	0.00	737,981.77	0
2500000	051702100200	22021006	5	MEDICAL UNIVERSITY	100,216,754.03	0.00	100,216,754.03	100,000,000.00	0.00	216,754.03	0
0.00	051705500100	22021008	5	SCIENCE & TECHNICAL EDUCATION BOARD	1,623,730.77	0.00	1,623,730.77	1,623,000.00	0.00	730.77	1
414768000	051705500300	22021001	5	TEACHER'S TRAINNING, REGISTRATION & CERTIFICATE BOARD	141,942.27	0.00	141,942.27	0.00	0.00	141,942.27	0
0.00	051705900100	22021002	5	HIGHER EDUCATION STUDENT LOAN BOARD	105,063,446.31	0.00	105,063,446.31	105,000,000.00	0.00	63,446.31	1
0.00	051705800100	22021004	5	BAYELSA EDUCATION DEVELOPMENT TRUST FUND	400,789,803.37	0.00	400,789,803.37	400,000,000.00	0.00	789,803.37	0
3000000	052100300100	22021005	5	PRIMARY HEALTH CARE MANAGEMENT BOARD	22,178,657.54	0.00	22,178,657.54	22,178,000.00	0.00	657.54	6
1500000	052110500100	22021008	5	BAYELSA STATE SCHOOL OF MIDWIFERY	707,981.77	0.00	707,981.77	0.00	0.00	707,981.77	0
502892000	056500100100	22021033	5	MINISTRY OF EMPOWERMENT & SOCIAL DEVELOPMENT	1,500,000.00	0.00	1,500,000.00	1,500,000.00	0.00	0.00	3
0.00	051702100102	22021002	5	UNIVERSITY OF AFRICA	200,059,676.23	0.00	200,059,676.23	200,000,000.00	0.00	59,676.23	0
				<b>GROUP-TOTAL</b>	<b>4,764,040,531.09</b>	<b>0.00</b>	<b>4,764,040,531.09</b>	<b>4,760,238,765.47</b>	<b>0.0</b>	<b>3,801,765.62</b>	
				<b>GRAND TOTAL</b>	<b>30,071,327,222.00</b>	<b>4,000,000,000.00</b>	<b>34,071,327,222.00</b>	<b>28,609,400,933.98</b>	<b>0.00</b>	<b>247,415,109.93</b>	<b>2724</b>



**FINANCIAL STATEMENTS  
OF THE GOVERNMENT OF  
BAYELSA STATE OF NIGERIA**

**2020**



**IMIRINGI BRIDGE ON-GOING**



**IMIRINGI BRIDGE COMPLETED**





**FINANCIAL STATEMENTS**  
OF THE GOVERNMENT OF  
**BAYELSA STATE OF NIGERIA**

**2020**




**NOTES ON THE FINANCIAL STATEMENTS**

**NO.6**

**STATEMENT OF CAPITAL EXPENDITURE FOR THE YEAR ENDED 31ST DECEMBER, 2020**

COMPERATIVE	ADMIN CODE	ECON CODE	GRP	DESCRIPTION	ESTIMATE	SUPPLEMENT	TOTAL BUDGET	ACTUAL	EXCESS	SAVINGS	TOT PVS
				<b>SECTOR: ADMINISTRATIVE</b>							
15000000	011100100100	22020107	1	GOVERNMENT HOUSE	249,821,778.74	0.00	249,821,778.74	150,000,000.00	0.00	99,821,778.74	2
10000000	011101000100	22020117	1	DUE PROCESS BUREAU	0.00	0.00	0.00	0.00	0.00	0.00	0
26000000	011101300100	22020114	1	SECRETARY TO THE STATE GOVERNMENT(SSG)	0.00	0.00	0.00	0.00	0.00	0.00	0
44500000	011101300200	22020116	1	GENERAL SERVICES(SSG OFFICE)	90,310,889.37	0.00	90,310,889.37	0.00	0.00	90,310,889.37	0
0.00	011103500100	22020117	1	STATE PENSION BOARD	0.00	0.00	0.00	0.00	0.00	0.00	0
0.00	011104400100	22020118	1	MINISTRY OF SPECIAL DUTIES	85,910,889.37	0.00	85,910,889.37	0.00	0.00	85,910,889.37	0
46500000	011110100100	22020119	1	MINISTRY OF SPECIAL PROJECTS	9,497,515.45	0.00	9,497,515.45	600,000.00	0.00	8,897,515.45	1
0.00	011113700100	22020116	1	TEACHERS DISCIPLINARY COUNCIL	0.00	0.00	0.00	0.00	0.00	0.00	0
40000000	011200300100	22020107	1	BAYELSA STATE HOUSE OF ASSEMBLY	74,047,794.04	0.00	74,047,794.04	70,000,000.00	0.00	4,047,794.04	2
62000000	012300100100	22020112	1	MINISTRY OF INFORMATION/COMMUNICATION	90,310,889.37	0.00	90,310,889.37	0.00	0.00	90,310,889.37	0
5141000	012300300100	22020118	1	NIGER DELTA TELEVISION AUTHORITY	76,435.57	0.00	76,435.57	0.00	0.00	76,435.57	0
0.00	012300400100	22020117	1	BAYELSA TATE RADIO BROADCASTING CORPORATION	73,226.58	0.00	73,226.58	0.00	0.00	73,226.58	0
0.00	012305500100	22020119	1	BAYELSA STATE NEWSPAPER CORPORATION	57,326.68	0.00	57,326.68	0.00	0.00	57,326.68	0
35000000	014000100100	22020107	1	AUDITOR-GENERAL (STATE)	38,217.79	0.00	38,217.79	0.00	0.00	38,217.79	0
0.00	014000100200	22020117	1	AUDITOR-GENERAL (LOCAL GOVERNMENT)	0.00	0.00	0.00	0.00	0.00	0.00	0
0.00	014800100100	22020107	1	STATE INDEPENDENT ELECTORAL COMMISSION	57,326.68	0.00	57,326.68	0.00	0.00	57,326.68	0
71000000	011100202700	22020117	1	S.A. STATE SECURITY	586,134.48	0.00	586,134.48	0.00	0.00	586,134.48	0
0.00	011102100200	22020107	1	BAYELSA HOUSE, ABUJA	0.00	0.00	0.00	0.00	0.00	0.00	0
0.00	011100204800	22020114	1	S.S.A. EDUCATION INSPECTORATE AND POLICY	0.00	0.00	0.00	0.00	0.00	0.00	0
0.00	01110020300	22020118	1	S. A. WOMEN MOBILISATION	0.00	0.00	0.00	0.00	0.00	0.00	0
0.00	011200100100	22020114	1	STATE ASSEMBLY MANAGEMENT & ADMINISTRATION	521,453.17	0.00	521,453.17	0.00	0.00	521,453.17	0
				<b>GROUP-TOTAL</b>	<b>601,309,877.29</b>	<b>0.0</b>	<b>601,309,877.29</b>	<b>220,600,000.00</b>	<b>0.0</b>	<b>380,709,877.29</b>	
				<b>SECTOR: ECONOMIC</b>							
580000000	021500100100	22020114	2	MINISTRY OF AGRICULTURE	2,052,185,985.26	0.00	2,052,185,985.26	1,090,609,146.33	0.00	961,576,838.93	38
2154500000	022000100100	22020116	2	MINISTRY OF FINANCE	222,455,462.06	0.00	222,455,462.06	38,030,000.00	0.00	184,425,462.06	3
0.00	022000800100	22020117	2	BOARD OF INTERNAL REVENUE	0.00	0.00	0.00	0.00	0.00	0.00	0
2340000000	022200100100	22020118	2	MINISTRY OF TRADE, INDUSTRY AND INVESTMENT	164,000,000.00	0.00	164,000,000.00	114,814,097.20	0.00	49,185,902.80	6
10000000	022800100100	22020119	2	MINISTRY OF COMMUNICATION, SCIENCE AND TECHNOLOGY	191,088.94	0.00	191,088.94	0.00	0.00	191,088.94	0
0.00	022900100100	22020116	2	MINISTRY OF TRANSPORT	0.00	0.00	0.00	0.00	0.00	0.00	0



**FINANCIAL STATEMENTS**  
OF THE GOVERNMENT OF  
**BAYELSA STATE OF NIGERIA**

**2020**




**NOTES ON THE FINANCIAL STATEMENTS**

**NO.6**


**STATEMENT OF CAPITAL EXPENDITURE FOR THE YEAR ENDED 31ST DECEMBER, 2020**

COMPERATIVE	ADMIN CODE	ECON CODE	GRP	DESCRIPTION	ESTIMATE	SUPPLEMENT	TOTAL BUDGET	ACTUAL	EXCESS	SAVINGS	TOT PVS
0.00	022900500100	22020107	2	BAYELSA STATE MARINETIME ACADEMY	0.00	0.00	0.00	0.00	0.00	0.00	0
252050443	023100100100	22020112	2	MINISTRY OF POWER	255,000,000.00	0.00	255,000,000.00	205,000,000.00	0.00	50,000,000.00	2
33197310563	023400100100	22020118	2	MINISTRY OF WORKS AND TRANSPORT	33,000,000,000.00	0.00	33,000,000,000.00	32,117,244,443.71	0.00	882,755,556.29	159
1700000	023400200100	22020117	2	OFFICE OF SURVEYOR-GENERAL	191,088.94	0.00	191,088.94	0.00	0.00	191,088.94	0
100000000	023600100100	22020119	2	MINISTRY OF TOURISM DEVELOPMET	293,067.24	0.00	293,067.24	0.00	0.00	293,067.24	0
0.00	025200100100	22020107	2	MINISTRY OF WATER RESOURCES	150,000,000.00	0.00	150,000,000.00	150,000,000.00	0.00	0.00	1
0.00	025210200100	22020117	2	WATER BOARD	0.00	0.00	0.00	0.00	0.00	0.00	0
20780000	025300100100	22020107	2	MINISTRY OF HOUSING AND URBAN DEVELOPMENT	719,800.00	0.00	719,800.00	0.00	0.00	719,800.43	0
0.00	025305300100	22020117	2	BAYELSA HOUSING AND PROPERTY DEVELOPMENT AUTHORITY	105,742.30	0.00	105,742.30	0.00	0.00	105,742.30	0
0.00	026000100100	22020114	2	MINISTRY OF LANDS AND SURVEY	318,100,000.00	0.00	318,100,000.00	318,000,000.00	0.00	100,000.00	5
310407906	026200100100	22020116	2	MINISTRY OF BUDGET AND ECONOMIC PLANNING	798,472.59	0.00	798,472.59	0.00	0.00	798,472.59	0
0.00	026300100100	22020117	2	MINISTRY OF CULTURE AND IJAW NATIONAL AFFAIRS	0.00	0.00	0.00	0.00	0.00	0.00	0
0.00	026000200100	22020117	2	BAYELSA STATE GEOGRAPHICAL INFORMATION SYSTEM	0.00	0.00	0.00	0.00	0.00	0.00	0
813849296	026200200100	22020117	2	SEEFOR	0.00	0.00	0.00	0.00	0.00	0.00	0
0.00	022201800100	22020116	2	BAYELSA STATE INVESTMENT PROMOTION AGENCY	0.00	0.00	0.00	0.00	0.00	0.00	0
0.00	022205700100	22020117	2	BUREAU FOR CO-OPERATIVE DEVELOPMENT	0.00	0.00	0.00	0.00	0.00	0.00	0
200000000	023300100100	22020118	2	MINISTRY OF MINERAL RESOURCES	9,114,653.36	0.00	9,114,653.36	0.00	0.00	9,114,653.36	0
0.00	022205600100	22020107	2	MICROFINANCE & ENTERPRISES DEVELOPMENT AGENCY	0.00	0.00	0.00	0.00	0.00	0.00	0
2000000	025305500100	22020112	2	PHYSICAL PLANNING AND DEVELOPMENT BOARD	5,029,306.73	0.00	5,029,306.73	0.00	0.00	5,029,306.73	0
0.00	023605500100	22020117	2	TOURISM DEVELOPMENT AGENCY	0.00	0.00	0.00	0.00	0.00	0.00	0
0.00	011100211700	22020119	2	CHIEF HISTORIAN AND ARCHIVIST	0.00	0.00	0.00	0.00	0.00	0.00	0
70000000	022700100100	22020116	2	MINISTRY OF LABOUR, EMPLOYMENT & PRODUCTIVITY	29,964,355.75	0.00	29,964,355.75	0.00	0.00	29,964,355.75	0
0.00	025305600100	22020117	2	NEW YENAGOA CITY DEVELOPMENT AGENCY	6,391,088.94	0.00	6,391,088.94	0.00	0.00	6,391,088.94	0
0.00	011104400200	22020107	2	DIRECT LABOUR AGENCY	8,167,194.07	0.00	8,167,194.07	0.00	0.00	8,167,194.07	0
				<b>GROUP-TOTAL</b>	<b>36,222,707,306.18</b>	<b>0.0</b>	<b>36,222,707,306.18</b>	<b>34,033,697,687.24</b>	<b>0.0</b>	<b>2,189,009,619.37</b>	
				<b>SECTOR: LAW &amp; JUSTICE</b>							
100000000	032600100100	22020118	3	MINISTRY OF JUSTICE	3,000,000.00	0.00	3,000,000.00	0.00	0.00	3,000,000.00	0
7400000	032605100100	22020119	3	HIGH COURT/ JUDICIARY	298,000,000.00	0.00	298,000,000.00	290,697,674.42	0.00	7,302,325.58	1
0.00	032605200100	22020116	3	CUSTOMARY COURT OF APEAL	71,798.52	0.00	71,798.52	0.00	0.00	71,798.52	0



**FINANCIAL STATEMENTS**  
OF THE GOVERNMENT OF  
**BAYELSA STATE OF NIGERIA**

**2020**




**NOTES ON THE FINANCIAL STATEMENTS**

**NO.6**

**STATEMENT OF CAPITAL EXPENDITURE FOR THE YEAR ENDED 31ST DECEMBER, 2020**

COMPERATIVE	ADMIN CODE	ECON CODE	GRP	DESCRIPTION	ESTIMATE	SUPPLEMENT	TOTAL BUDGET	ACTUAL	EXCESS	SAVINGS	TOT PVS
0.00	032605400100	22020118	3	SPECIAL MATTERS COURT (EDUCATION)	0.00	0.00	0.00	0.00	0.00	0.00	0
				<b>GROUP-TOTAL</b>	<b>301,071,798.52</b>	<b>0.0</b>	<b>301,071,798.52</b>	<b>290,697,674.42</b>	<b>0.0</b>	<b>10,374,124.1</b>	
				<b>SECTOR: REGIONAL DEVELOPMENT</b>							
0.00	045102200100	22020117	4	MINISTRY OF SPECIAL DUTIES CENTRAL SENATORIAL DISTRICT	0.00	0.00	0.00	0.00	0.00	0.00	0
0.00	045102300100	22020119	4	MINISTRY OF SPECIAL DUTIES EAST SENATORIAL DISTRICT	0.00	0.00	0.00	0.00	0.00	0.00	0
0.00	045102400100	22020107	4	MINISTRY OF SPECIAL DUTIES WEST SENATORIAL DISTRICT	0.00	0.00	0.00	0.00	0.00	0.00	0
				<b>GROUP-TOTAL</b>	<b>0.0</b>	<b>0.00</b>	<b>0.00</b>	<b>0.00</b>	<b>0.00</b>	<b>0.00</b>	
				<b>SECTOR: SOCIAL SERVICES</b>							
10000000	051300100100	22020107	5	MINISTRY OF YOUTH DEVELOPMENT	216,631.67	0.00	216,631.67	0.00	0.00	216,631.67	0
20000000	051400100100	22020112	5	MINISTRY OF WOMAN AFFAIRS AND SOCIAL DEVELOPMENT	155,444.69	0.00	155,444.69	0.00	0.00	155,444.69	0
3270738761	051700100100	22020118	5	MINISTRY OF EDUCATION	1,521,024,796.04	0.00	1,521,024,796.04	1,465,742,659.32	0.00	55,282,136.72	18
0.00	051700300100	22020117	5	BAYELSA STATE UNIVERSAL BASIC EDUCATION BOARD	0.00	0.00	0.00	0.00	0.00	0.00	0
0.00	051701000100	22020119	5	STATE AGENCY FOR MASS EDUCATION	0.00	0.00	0.00	0.00	0.00	0.00	0
0.00	051701800100	22020107	5	BAYELSA STATE COLLEGE OF ARTS AND SCIENCE	0.00	0.00	0.00	0.00	0.00	0.00	0
0.00	051701900100	22020117	5	ISAAC JASPER BORO COLLEGE OF EDUCATION	0.00	0.00	0.00	0.00	0.00	0.00	0
0.00	051702100100	22020107	5	NIGER DELTA UNIVERSITY WILBERFORCE ISLAND	0.00	0.00	0.00	0.00	0.00	0.00	0
25000000	051705400100	22020117	5	BAYELSA STATE SECONDARY SCHOOLS BOARD	382,177.87	0.00	382,177.87	0.00	0.00	382,177.87	0
309000000	052100100100	22020114	5	MINISTRY OF HEALTH	328,663,596.84	0.00	328,663,596.84	311,000,000.00	0.00	17,663,596.84	7
8000000	052102600100	22020116	5	NIGER DELTA UNIVERSITY TEACHING HOSPITAL OKLOBIRI	573,266.81	0.00	573,266.81	0.00	0.00	573,266.81	0
0.00	052110200100	22020117	5	BAYELSA STATE HOSPITAL MANAGEMENT BOARD	382,177.87	0.00	382,177.87	0.00	0.00	382,177.87	0
0.00	052110600100	22020118	5	BAYELSA STATE COLLEGE OF HEALTH TECHNOLOGY	0.00	0.00	0.00	0.00	0.00	0.00	0
192364660	053500100100	22020119	5	MINISTRY OF ENVIRONMENT	15,164,355.75	0.00	15,164,355.75	14,000,000.00	0.00	1,164,355.75	3
0.00	053500200100	22020116	5	BAYELSA STATE PARKS AND GARDEN	0.00	0.00	0.00	0.00	0.00	0.00	0
0.00	053900100100	22020107	5	MINISTRY OF SPORTS DEVELOPMENT	1,700,000,000.00	0.00	1,700,000,000.00	1,682,870,390.27	0.00	182,870,390.27	14
2488831191	055100100100	22020112	5	MINISTRY OF LOCAL GOVERNMENT AND COMMUNITY DEVELOPMENT	9,186,923.39	0.00	9,186,923.39	2,960,000.00	0.00	6,226,923.39	1



**FINANCIAL STATEMENTS**  
OF THE GOVERNMENT OF  
**BAYELSA STATE OF NIGERIA**

**2020**




**NOTES ON THE FINANCIAL STATEMENTS**

**NO.6**

**STATEMENT OF CAPITAL EXPENDITURE FOR THE YEAR ENDED 31ST DECEMBER, 2020**

COMPERATIVE	ADMIN CODE	ECON CODE	GRP	DESCRIPTION	ESTIMATE	SUPPLE MENT	TOTAL BUDGET	ACTUAL	EX CESS	SAVINGS	TOT PVS
0.00	045100100100	22020118	5	MINIMISTRY OF CAPITAL CITY DEVELOPMENT	0.00	0.00	0.00	0.00	0.00	0.00	0
0.00	052110400100	22020119	5	BAYELSA STATE SCHOOL OF NURSING	0.00	0.00	0.00	0.00	0.00	0.00	0
0.00	055100300100	22020116	5	MINISTRY OF COMMUNITY DEVELOPMENT AND CHIEFTANCY AFFAIRS	75,161,647.08	0.00	75,161,647.08	74,161,647.80	0.00	1,000,000.00	1
0.00	051705600100	22020107	5	BAYELSA STATE SCHOLARSHIP BOARD	0.00	0.00	0.00	0.00	0.00	0.00	0
0.00	052110500100	22020117	5	BAYELSA STATE SCHOOL OF MIDWIFERY	0.00	0.00	0.00	0.00	0.00	0.00	0
0.00	051700800100	22020119	5	BAYELSA STATE LIBRARY BOARD	0.00	0.00	0.00	0.00	0.00	0.00	0
0.00	053905300100	22020116	5	REGISTRATION AND CERTIFICATE BOARD	0.00	0.00	0.00	0.00	0.00	0.00	0
0.00	051701800100	22020107	5	BAYELSA STATE POLYTECHNIC ALEIBIRI	0.00	0.00	0.00	0.00	0.00	0.00	0
0.00	052100100400	22020112	5	BAYELSA HEALTH INSURANCE SCHEME	0.00	0.00	0.00	0.00	0.00	0.00	0
0.00	052100300100	22020117	5	BAYELSA STATE PRIMARY HEALTH CARE BOARD	0.00	0.00	0.00	0.00	0.00	0.00	0
0.00	056500100100	22020119	5	MINISTRY OF EMPOWERMENT AND SOCIAL DEVELOPMENT	0.00	0.00	0.00	0.00	0.00	0.00	0
				<b>GROUP TOTAL</b>	<b>3,650,911,018.01</b>	<b>0.0</b>	<b>3,650,911,018.01</b>	<b>3,550,734,697.39</b>	<b>0.0</b>	<b>265,917,101.88</b>	
					<b>40,776,000,000.00</b>	<b>0.00</b>	<b>40,776,000,000.00</b>	<b>38,095,730,059.05</b>	<b>0.00</b>	<b>2,846,010,722.64</b>	<b>264</b>



**FINANCIAL STATEMENTS**  
OF THE GOVERNMENT OF  
**BAYELSA STATE OF NIGERIA**

**2020**



**NEMBE UNITY BRIDGE 2 ON-GOING**



**NEMBE UNITY BRIDGE 2 ON-GOING**



**FINANCIAL STATEMENTS**  
OF THE GOVERNMENT OF  
**BAYELSA STATE OF NIGERIA**

**2020**



**NOTES ON THE FINANCIAL STATEMENTS**

**NO.7**


**STATEMENT OF CONSOLIDATED REVENUE FUND CHARGES AND OTHER  
OPERATING EXPENSES FOR THE YEAR ENDED 31ST DECEMBER, 2020**

COMPERATIVE	ADMIN_CODE	ECON_CODE	GRP	DESCRIPTION	ESTIMATE	SUPPLE_MENT	TOTAL_BUDGET	ACTUAL	EX_CESS	SAVINGS	TOT_PVS
				<b>SECTOR: ADMINISTRATIVE</b>							
3840298	011100100100	31030301	1	GOVERNMENT HOUSE	13,840,298.32	0.00	13,840,298.32	10,117,857.84	0.00	3,722,440.49	6
0.00	011100100200	31030301	1	DEPUTY GOVERNOR'S OFFICE	10,801,987.00	0.00	10,801,987.00	9,293,746.26	0.00	1,508,240.74	6
34663612	031801100100	31030301	1	JUDICIAL SERVICE COMMISSION	31,520,827.20	0.00	31,520,827.20	24,129,514.56	0.00	7,391,312.64	12
9365064	014000100100	31030301	1	OFFICE OF THE AUDITOR-GENERAL (STATE)	9,273,949.44	0.00	9,273,949.44	6,182,632.96	0.00	3,091,316.48	8
9262564	014000100200	31030301	1	OFFICE OF THE AUDITOR-GENERAL (LOCAL GOVERNMENT)	9,273,944.40	0.00	9,273,944.40	6,182,629.60	0.00	3,091,314.80	8
47678434	014700100100	31030301	1	CIVIL SERVICE COMMISSION	51,114,271.20	0.00	51,114,271.20	44,682,441.30	0.00	6,431,829.90	18
93896109	014700100200	31030301	1	LOCAL GOVERNMENT SERVICE COMMISSION	89,488,047.20	0.00	89,488,047.20	39,611,457.48	0.00	49,876,589.72	12
93896109	011200400100	31030301	1	HOUSE OF ASSEMBLY SERVICE COMMISSION	82,488,047.20	0.00	82,488,047.20	39,611,457.48	0.00	42,876,589.72	12
93896109	014800100100	31030301	1	STATE INDEPENDENT ELECTORAL COMMISSION	89,488,047.20	0.00	89,488,047.20	39,611,457.48	0.00	49,876,589.72	12
				<b>GROUP-TOTAL</b>	<b>387,289,419.16</b>	<b>0.0</b>	<b>387,289,419.16</b>	<b>219,423,194.96</b>	<b>0.0</b>	<b>167,866,224.21</b>	<b>94</b>
				<b>SECTOR: ECONOMIC</b>							
142810389	022000100100	22060101	2	SERVICING OF FOREIGN DEBTS	280,000,000.00	0.00	280,000,000.00	275,150,299.20	0.00	4,849,700.80	12
29554700466	022000100100	22060201	2	SERVICING OF DOMESTIC DEBT	15,300,000,000.00	0.00	15,300,000,000.00	15,056,345,090.88	0.00	243,654,909.12	12
				<b>GROUP-TOTAL</b>	<b>15,580,000,000.00</b>	<b>0.0</b>	<b>15,580,000,000.00</b>	<b>15,331,495,390.08</b>	<b>0.0</b>	<b>248,504,609.92</b>	<b>24</b>



**FINANCIAL STATEMENTS**  
OF THE GOVERNMENT OF  
**BAYELSA STATE OF NIGERIA**

**2020**




**NOTES ON THE FINANCIAL STATEMENTS**

**NO.7**

**STATEMENT OF CONSOLIDATED REVENUE FUND CHARGES AND OTHER OPERATING EXPENSES FOR THE YEAR ENDED 31ST DECEMBER, 2020**

COMPERATIVE	ADMIN_CODE	ECON_CODE	GRP	DESCRIPTION	ESTIMATE	SUPPLEMENT	TOTAL BUDGET	ACTUAL	EXCESS	SAVINGS	TOT PVS
				<b>SECTOR: LAW &amp; JUSTICE</b>							
0.00	011200300100	31030106	3	HOUSE OF ASSEMBLY	5,295,000,000.00	0.00	5,295,000,000.00	5,294,113,317.76	0.00	886,682.24	12
0.00	032605100100	31030106	3	JUDICIARY	2,208,200,000.00	0.00	2,208,200,000.00	2,208,149,795.99	0.00	50,204.01	
0.00	022000100100	21020207	3	RURAL DEVELOPMENT AUTHORITIES	3,844,000,000.00	0.00	3,844,000,000.00	3,842,008,047.68	0.00	1,991,952.32	
0.00	051700300100	21020207	3	SUBEB	959,600,000.00	0.00	959,600,000.00	959,580,691.97	0.00	19,308.03	
0.00	051702100100	21020207	3	TERTIARY INSTITUTIONS	7,856,800,000.00	0.00	7,856,800,000.00	7,856,753,754.77	0.00	46,245.23	
				<b>GROUP-TOTAL</b>	<b>20,163,600,000.00</b>	<b>0.00</b>	<b>20,163,600,000.00</b>	<b>20,160,605,608.17</b>	<b>0.00</b>	<b>2,994,391.83</b>	<b>0.00</b>
				<b>SECTOR: REGIONAL DEVELOPMENT</b>							
3285322701	022000100100	22070104	4	TRANSFER TO OTHER FUNDS	800,000,000.00	0.00	800,000,000.00	798,713,831.70	0.00	1,286,168.30	12
0.00	022000100100	22020904	4	COST OF DISCOUNTING PROMISSORY NOTES	11,056,400,000.00	0.00	11,056,400,000.00	10,891,648,971.30	0.00	164,751,028.70	10
0.00	022000100100	22020904	4	COST OF TAX CONSULTANCY	59,342,158.00	0.00	59,342,158.00	57,298,005.80	0.00	2,044,152.20	10
				<b>GROUP-TOTAL</b>	<b>12,659,342,158.00</b>	<b>0.00</b>	<b>11,915,742,158.00</b>	<b>11,915,742,158</b>	<b>0.0</b>	<b>168,081,349.20</b>	
				<b>SECTOR: SOCIAL SERVICES</b>							
18410235225	022000100100	21020207	5	NYSC	903,564,333.20		903,564,333.20	802,449,279.33	0.00	101,115,053.87	13
0.00	022000100100	22020904	5	BANK CHARGES	4,756,263,846.60		4,756,263,846.60	4,313,134,971.18	0.00	443,128,875.42	13
0.00	022000100100	22020904	5	FAAC & OTHERS	7,000,000,000.00	0.00	7,000,000,000.00	6,571,824,728.74	0.00	428,175,271.26	12
				<b>GROUP-TOTAL</b>	<b>12,659,828,179.8</b>	<b>0.0</b>	<b>12,659,828,179.80</b>	<b>11,687,408,979.25</b>	<b>0.0</b>	<b>972,419,200.55</b>	<b>32</b>
1464578087	022000100100	22010101	6	GRATUITY	1,800,000,000.00	0.00	1,800,000,000.00	1,701,563,379.40	0.00	98,436,620.60	12
3813819550	022000100100	22010102	6	PENSIONS	8,500,000,000.00	0.00	8,500,000,000.00	8,449,596,804.48	0.00	50,403,195.52	12
				<b>GROUP-TOTAL</b>	<b>10,300,000,000.00</b>	<b>0.0</b>	<b>10,300,000,000.00</b>	<b>10,151,160,183.88</b>	<b>0.00</b>	<b>148,839,816.12</b>	<b>24</b>
					<b>71,006,459,756.96</b>	<b>0.00</b>	<b>71,006,459,756.96</b>	<b>69,297,754,165.14</b>	<b>0.00</b>	<b>1,708,705,591.83</b>	<b>212</b>



**FINANCIAL STATEMENTS  
OF THE GOVERNMENT OF  
BAYELSA STATE OF NIGERIA**

**2020**



**NOTES ON THE FINANCIAL STATEMENTS  
NO 7 (A)  
CONSOLIDATED REVENUE FUND CHARGES (P&G ONLY)**

DESCRIPTION	REF NOTE	BUDGET(N)	ACTUAL(N)	VARIANCE(N)
GRATUITY	7(6)	1,800,000,000.00	1,701,563,379.40	98,436,620.60
PENSION	7(6)	8,500,000,000.00	8,449,596,804.48	50,403,195.52
<b>TOTAL</b>		<b>10,300,000,000.00</b>	<b>10,151,160,183.88</b>	<b>148,839,816.12</b>

**NOTES ON THE FINANCIAL STATEMENTS  
NO 7(B)  
OTHER OPERATING ACTIVITIES**

DESCRIPTION	REF NOTE	BUDGET(N)	ACTUAL(N)	VARIANCE(N)
Transfer to other funds	7(4)	800,000,000.00	798,713,831.70	1,286,168.30
Cost of discounting promissory notes	3(D)	11,056,400,000.00	10,891,648,971.30	164,751,028.70
Cost of Tax Consultancy	2(A1)	59,342,158.00	57,298,005.80	2,044,152.20
NYSC	7(5)	903,564,333.20	802,449,279.33	101,115,053.87
Bank Charges	7(5)	4,756,263,846.60	4,313,134,971.18	443,128,875.42
FAAC & OTHER DED	1(C)	7,000,000,000.00	6,571,824,728.74	428,175,271.26
<b>TOTAL</b>		<b>24,575,570,337.80</b>	<b>23,435,069,788.05</b>	<b>1,140,500,549.75</b>






**FINANCIAL STATEMENTS**  
OF THE GOVERNMENT OF  
**BAYELSA STATE OF NIGERIA**

**2020**




**NOTES ON THE FINANCIAL STATEMENTS**  
**NO 7 (C)**  
**STATUTORY TRANSFERS AND CONTRIBUTIONS**

<b>DESCRIPTION</b>	<b>REF NOTE</b>	<b>BUDGET(N)</b>	<b>ACTUAL(N)</b>	<b>VARIANCE(N)</b>
House of Assembly		5,295,000,000.00	5,294,113,317.76	886,682.24
Judiciary		2,208,200,000.00	2,208,149,795.99	50,204.01
Rural Development Authorities		3,844,000,000.00	3,842,008,047.68	1,991,952.32
SUBEB		959,600,000.00	959,580,691.97	19,308.03
Tertiary Institutions		7,856,800,000.00	7,856,753,754.77	46,245.23
<b>TOTAL</b>		<b>20,163,600,000.00</b>	<b>20,160,605,608.17</b>	<b>2,994,391.83</b>



**FINANCIAL STATEMENTS**  
OF THE GOVERNMENT OF  
**BAYELSA STATE OF NIGERIA**

**2020**



**SAPTEX, OKAKA, OSIRI & PDP ROADS ON-GOING**



**SAPTEX, OKAKA, OSIRI & PDP ROADS ON-GOING**



**FINANCIAL STATEMENTS**  
OF THE GOVERNMENT OF  
BAYELSA STATE OF NIGERIA

**2020**




**NOTES ON THE FINANCIAL STATEMENTS**

**NO. 8**


**STATEMENT OF THE INVESTMENTS AS AT 31ST DECEMBER, 2020**

S/N	DESCRIPTION	REF NOTE	YEAR 2020 ₦	YEAR 2019 ₦	INCREASE/ DECREASE ₦
1	INVESTMENTS IN QUOTED COMPANIES	8A	4,651,522,637.32	3,562,013,054.46	1,089,509,582.86
2	INVESTMENTS IN UN-QUOTED COMPANIES	8B	2,186,408,646.50	2,434,680,256.50	(248,271,610 .00)
3	LOANS TO GOVERNMENT COMPANIES		0.00	0.00	0.00
4	LOANS TO OTHER GOVERNMENTS		0.00	0.00	0.00
	<b>TOTAL INVESTMENT</b>		<b>6,837,931,283.82</b>	<b>5,996,693,310.96</b>	<b>841,237,972.86</b>



**FINANCIAL STATEMENTS**  
OF THE GOVERNMENT OF  
**BAYELSA STATE OF NIGERIA**

**2020**




**NOTES ON THE FINANCIAL STATEMENTS**

**NO 8A**

**BAYELSA STATE GOVERNMENT QUOTED INVESTMENTS (SHARES/SECURITIES)**


S/NO	NAME OF COMPANY	SHARES HELD AS AT	MARKET VALUE OF	SHARES HELD AS AT	MARKET VALUE OF
		31/12/2019	SHARES AS AT	31/12/2020	SHARES AS AT
			₦		₦
<b>A.</b>	<b>FINANCIAL SERVICES</b>				
<b>A1</b>	<b>BANKING</b>				
a.	ECOBANK TRANSNATIONAL INC	4,887,099	31,766,143.50	4,887,099	34,766,143.50
b.	UNITY BANK PLC	138,600	88,704.00	138,600	88,704.00
c.	WEMA BANK PLC	1,463,269	1,082,819.06	1,463,269	1,092,819.06
d.	STERLING BANK PLC	611,000	1,215,890.00	611,000	1,215,890.00
e.	ACCESS BANK PLC	4,456,913	44,569,130.00	4,456,913	44,569,130.00
f.	FIDELITY BANK PLC	19,071,101	39,095,757.05	19,071,101	39,095,757.05
g.	ZENITH BANK PLC	10,297,733	191,537,833.80	10,297,733	281,637,833.80
h.	UNITED BANK FOR AFRICA PLC	13,155,721	94,063,405.15	13,155,721	94,063,405.15
i.	UNITED BANK FOR NIGERIA	185,125	1,323,643.75	185,125	1,323,643.75
j.	FCMB PLC	6,130,483	11,241,393.55	6,130,483	11,241,393.55
	<b>SUB TOTAL(BANKING)</b>	<b>60,397,044</b>	<b>415,984,719.86</b>	<b>60,397,044</b>	<b>509,094,719.86</b>
<b>A2</b>	<b>INSURANCE</b>				
a.	PRESTIGE ASSURANCE PLC	10,530,243	5,791,633.65	10,530,243	5,791,633.65
b.	UNIC INSURANCE PLC	43,200	8,640.00	43,200	8,640.00
c.	LINKAGE ASSURANCE PLC	3,806,298,743	2,017,338,333.79	3,806,298,743	3,011,337,916.65
d.	GREAT NIGERIA INSURANCE PLC(GNI)	300,000	150,000.00	300,000	150,000.00
e.	AIICO INSURANCE PLC	43,902,592	31,609,866.24	43,902,592	31,609,866.24
f.	INTER.ENERGY INSURANCE PLC	1,639,344	622,950.72	1,639,344	622,950.72
g.	INVESTMENT & ALLIED INSURANCE PLC	20,000,000	10,000,000.00	20,000,000	10,000,000.00

5



**FINANCIAL STATEMENTS**  
OF THE GOVERNMENT OF  
**BAYELSA STATE OF NIGERIA**


**2020**



**NOTES ON THE FINANCIAL STATEMENTS**  
**NO 8A CONT...**


**BAYELSA STATE GOVERNMENT QUOTED INVESTMENTS (SHARES/SECURITIES)**

<b>h</b>	<b>LAGOS STATE INSURANCE COMPANY(LASACO)</b>	386,000	96,500.00	386,000	96,500.00
<b>i</b>	<b>MUTUAL BENEFIT ASSURANCE PLC</b>	400,000	80,000.00	400,000	80,000.00
<b>j</b>	<b>NEM INSURANCE PLC</b>	1,572,000	3,804,240.00	1,572,000	3,804,240.00
<b>k</b>	<b>OASIS INSURANCE PLC</b>	257,780	128,890.00	257,780	128,890.00
<b>l</b>	<b>STANDARD TRUST ASSURANCE PLC (STACO)</b>	495,000	99,000.00	495,000	99,000.00
<b>m</b>	<b>STANDARD ALLIANCE INSURANCE PLC</b>	254,000	127,000.00	254,000	127,000.00
<b>n</b>	<b>UNIVERSAL INSURANCE PLC</b>	264,000	52,800.00	264,000	52,800.00
<b>o</b>	<b>WEST AFRICAN PROVINCIAL INSURANCE</b>	7,679,273	2,610,952.82	7,679,273	2,910,952.82
<b>p</b>	<b>AFRICAN PRUDENTIAL INSURANCE</b>	311,817	1,247,268.00	311,817	1,247,268.00
<b>q</b>	<b>LAFARGE AFRICA PLC</b>	85,240	1,155,002.00	85,240	1,155,002.00
<b>r</b>	<b>GENERAL INSURANCE OF NIGERIA PLC</b>	8,843,000	4,421,500.00	8,843,000	6,521,500.00
	<b>SUB TOTAL(INSURANCE)</b>	<b>3,903,262,232</b>	<b>2,079,344,577.22</b>	<b>3,903,262,232</b>	<b>3,075,744,160.08</b>
<b>A3</b>	<b>OTHER FINANCIAL INSTITUTIONS</b>				
<b>a.</b>	<b>FCMB GROUP PLC</b>	77,102	142,638.70	77,102	142,638.70
<b>b.</b>	<b>FIRST HOLDINGS PLC</b>	6,713,720	41,289,378.00	6,713,720	41,289,378.00
<b>c.</b>	<b>UBA CAPITAL PLC</b>	7,502,216	45,388,406.80	7,502,216	45,388,406.80
<b>d.</b>	<b>AFRICA PRUDENTIAL REGISTRARS PLC</b>	1,882,484	7,529,936.00	1,882,484	7,529,936.00
<b>e</b>	<b>UNITED CAPITAL</b>	1,274,999	3,059,997.60	1,274,999	3,059,997.60
	<b>SUB TOTAL(OTHER FINANCIAL INSTITUTION)</b>	<b>17,450,521</b>	<b>97,410,357.10</b>	<b>17,450,521</b>	<b>97,410,357.10</b>
	<b>TOTAL (FINANCIAL SERVICES)</b>	<b>3,981,109,797</b>	<b>2,592,739,654.18</b>	<b>3,981,109,797</b>	<b>2,592,739,654.18</b>



**FINANCIAL STATEMENTS**  
OF THE GOVERNMENT OF  
**BAYELSA STATE OF NIGERIA**


**2020**



**NOTES ON THE FINANCIAL STATEMENTS**  
**NO 8A CONT...**

**BAYELSA STATE GOVERNMENT QUOTED INVESTMENTS (SHARES/SECURITIES)**

<b>B.</b>	<b>CONGLOMERATES</b>				
a.	<b>UAC NIGERIA PLC</b>	360,000	3,096,000.00	360,000	3,096,000.00
	<b>TOTAL (CONGLOMERATES)</b>	<b>360,000</b>	<b>3,096,000.00</b>	<b>360,000</b>	<b>3,096,000.00</b>
<b>C.</b>	<b>CONSUMER GOODS</b>				
<b>C1</b>	<b>BEVERAGES</b>				
a.	<b>JOS BREWERIES (JOBREW)</b>	180,000	90,000.00	180,000	90,000.00
b.	<b>NIGERIA BREWERIES PLC</b>	180,400	10,643,600.00	180,400	10,643,600.00
<b>C</b>	<b>INTERNATIONAL BREWERIES</b>	15,355,000	145,872,500.00	15,355,000	145,872,500.00
	<b>SUB TOTAL(BEVERAGES)</b>	<b>15,715,400</b>	<b>156,606,100.00</b>	<b>15,715,400</b>	<b>156,606,100.00</b>
<b>C2</b>	<b>FOOD PRODUCTS</b>				
a.	<b>DANGOTE SUGAR REFINERY PLC</b>	24,000	326,400.00	24,000	326,400.00
b.	<b>BIG TREAT</b>	134,000	67,000.00	134,000	67,000.00
c.	<b>TANTALIZER</b>	3,708,500	741,700.00	3,708,500	741,700.00
	<b>SUB TOTAL(FOOD PRODUCTS)</b>	<b>3,866,500</b>	<b>1,135,100.00</b>	<b>3,866,500</b>	<b>1,135,100.00</b>
	<b>TOTAL (CONSUMER GOODS)</b>	<b>19,581,900</b>	<b>157,741,200.00</b>	<b>19,581,900</b>	<b>157,741,200.00</b>
<b>D</b>	<b>INDUSTRIAL GOODS</b>				
<b>D1</b>	<b>PACKAGING</b>				
a.	<b>DUNLOP</b>	550,000	110,000.00	550,000	110,000.00
b.	<b>WEST AFRICAN GLASS</b>	13,500,000	6,850,000.00	13,500,000	6,850,000.00
	<b>TOTAL (INDUSTRIAL GOODS)</b>	<b>550,000</b>	<b>6,960,000.00</b>	<b>550,000</b>	<b>6,960,000.00</b>
<b>E</b>	<b>CONSTRUCTION</b>				
a.	<b>JULIUS BERGER PLC</b>	101,200	2,013,880.00	101,200	2,013,880.00
	<b>TOTAL (CONSTRUCTION)</b>	<b>101,200</b>	<b>2,013,880.00</b>	<b>101,200</b>	<b>2,013,880.00</b>




**FINANCIAL STATEMENTS**  
OF THE GOVERNMENT OF  
**BAYELSA STATE OF NIGERIA**

**2020**



**NOTES ON THE FINANCIAL STATEMENTS**  
**NO 8A**  
**BAYELSA STATE GOVERNMENT QUOTED INVESTMENTS (SHARES/SECURITIES)**

<b>F</b>	<b>SERVICES</b>				
a.	<b>DAAR COMMUNICATIONS PLC</b>	55,000,000	19,800,000.00	55,000,000	19,800,000.00
b.	<b>UNION DIAGNOSTIC &amp; CLINICAL SERVICES PLC</b>	12,000,000	145,800,000.00	12,000,000	145,800,000.00
c.	<b>AT&amp;T GLOBAL INFORMATION SOLUTION PLC</b>	260,000	1,560,000.00	260,000	1,560,000.00
d.	<b>CAPITAL HOTEL PLC</b>	290,349	145,174.50	290,349	145,174.50
	<b>TOTAL (SERVICES)</b>	<b>67,550,349</b>	<b>167,305,174.50</b>	<b>67,550,349</b>	<b>167,305,174.50</b>
a.	<b>CONSOLIDATED NOTES</b>	0.00	359,503,627.13	0.00	359,503,627.13
b.	<b>PEGASUS INVESTMENT</b>	0.00	22,775,427.02	0.00	22,775,427.02
c.	<b>BGL PRIVATE PLACEMENT</b>	40,000,000	20,000,000.00	40,000,000	20,000,000.00
d.	<b>GCN</b>	0.00	182,003,700.75	0.00	182,003,700.75
e.	<b>GCN INSTITUTE</b>	0.00	47,873,790.38	0.00	47,873,790.38
f.	<b>CASH</b>	0.00	600.5	0.00	600.5
	<b>TOTAL (FIXED INVESTMENT INCOME)</b>	<b>40,000,000</b>	<b>632,157,145.78</b>	<b>40,000,000</b>	<b>632,157,145.78</b>
	<b>GRAND TOTAL</b>	<b>4,109,253,246</b>	<b>3,562,013,054.46</b>	<b>4,109,253,246</b>	<b>4,651,522,637.32</b>



**FINANCIAL STATEMENTS**  
OF THE GOVERNMENT OF  
**BAYELSA STATE OF NIGERIA**

**2020**



**NOTES ON THE FINANCIAL STATEMENTS**

**NO 8B**

**BAYELSA STATE GOVERNMENT UN-QUOTED INVESTMENTS (SHARES/SECURITIES)**


S/NO	NAME OF COMPANY	SHARES HELD AS AT	AT COST/MARKET VALUE OF SHARES HELD AS AT	AT COST/MARKET VALUE OF SHARES HELD AS AT	AT COST/MARKET VALUE OF SHARES HELD AS AT
		31/12/2019	31/12/2019	31/12/2020	31/12/2020
1	PORT HARCOURT FLOUR MILLS	18,000,000	36,000,000.00	18,000,000	34,000,000.00
2	RISONPALM LTD	54,000,000	27,000,000.00	54,000,000	20,000,000.00
3	NIGERIA SHIPBUILDERS	283,500	283,500.00	283,500	283,500.00
4	NIGERIA TECHNICAL COMPANY LTD	992,849	992,849.00	992,849	992,849.00
5	EASTERN ENAMEL LTD	108,000	54,000.00	108,000	54,000.00
6	BEWAC AUTHOMOTIVE LTD	132,075	132,075.00	132,075	132,075.00
7	ALUMINIUM TECH. PRODUCT	938,304	469,152.00	938,304	469,152.00
8	URBAN DEVELOPMENT BANK	2,322,581	2,322,580.50	2,322,581	2,322,580.50
9	NIGERIA SUGAR COMPANY	21,806	21,806.00	21,806	21,806.00
10	DELTA RUBBER COMPANY	450,000	450,000.00	450,000	450,000.00
11	CHELSEA HOTEL	0.00	2,108,500,500.00	0.00	1,824,791,920.00
12	NIGERIA ENGINEERING WORKS LIMITED	4,416,964	8,832,184.00	4,416,964	8,832,184.00
13	LINKAGE ASSURANCE PLC (SECONDARY MKT)	468,439,000	248,271,610.00	468,439,000	346,708,580.00
14	INTRA MOTOR DELISTED BUT NOW REVIVED)	2,700,000	1,350,000.00	2,700,000	1,350,000.00
15	NIGERIA ENGINEERING WORKS LIMITED	0.00	0.00	0.00	0.00
	<b>GRAND TOTAL</b>	<b>552,805,079</b>	<b>2,434,680,256.50</b>	<b>552,805,079</b>	<b>2,186,408,646.50</b>





**FINANCIAL STATEMENTS**  
OF THE GOVERNMENT OF  
**BAYELSA STATE OF NIGERIA**

**2020**



**TOMBIA ROUNDABOUT EXPANSION BEAUTIFICATION ON-GOING**



**TOMBIA ROUNDABOUT EXPANSION BEAUTIFICATION ON-GOING**



**FINANCIAL STATEMENTS**  
OF THE GOVERNMENT OF  
**BAYELSA STATE OF NIGERIA**

**2020**



**NOTES ON THE FINANCIAL STATEMENTS**  
**NO 9**  
**STATEMENT OF PUBLIC DEBT AS AT 31ST DECEMBER, 2020**

	REF NOTE	BAL B/FWD (PRINCIPAL)	PRINCIPAL REPAYMENT	INTEREST & OTHER FEES	TOTAL REPAYMENT	BAL OUTSTADING
		₦	₦	₦	₦	₦
<b>EXTERNAL LOAN (A)</b>	9(A)	18,222,612,493.32	194,650,075.20	80,500,224.00	275,150,299.20	23,929,278,665.28
<b>INTERNAL LOAN (B)</b>						
<b>COMMERCIAL BANK</b>	9(B)	19,758,354,101.54	3,182,008,998.71	835,049,657.90	4,017,058,656.61	16,576,345,102.83
<b>FGN BOND</b>	9C(1)	34,898,580,555.31	3,981,874,103.25	4,912,008,126.51	8,893,882,229.76	30,916,706,452.06
<b>FGN ECA</b>	9C(2)	7,280,498,015.00	326,894,246.33	306,484,622.42	633,378,868.75	6,953,603,768.67
<b>LGA SALARY BAILOUT</b>	9C(3)	935,379,337.00	33,278,994.42	48,116,058.43	81,395,052.85	902,100,342.58
<b>BUDGET SUPPORT</b>	9C(4)	17,539,993,592.90	29,663,958.32	733,171,938.73	762,835,897.05	17,510,329,634.58
<b>AADS</b>	9C(5)	2,938,300,788.20	521,920,611.09	145,873,774.77	667,794,385.86	2,416,380,177.11
<b>TOTAL INTERNAL LOAN</b>		83,351,106,389.95	8,075,640,912.12	6,980,704,178.76	15,056,345,090.88	75,275,465,477.83
<b>GRAND TOTAL (A + B)</b>		<b>101,573,718,883.27</b>	<b>8,270,290,987.32</b>	<b>7,061,204,402.76</b>	<b>15,331,495,390.08</b>	<b>99,204,744,143.11</b>



**FINANCIAL STATEMENTS**  
OF THE GOVERNMENT OF  
**BAYELSA STATE OF NIGERIA**

**2020**



**NOTES ON THE FINANCIAL STATEMENTS**  
**NO 9(A)**  
**STATEMENT OF EXTERNAL LOANS AS AT 31ST DECEMBER, 2020**

S/ NO	INSTITUTIONS	ORIGINAL LOAN CURRENCY	ORIGINAL LOAN AMOUNT	BALANCE B/FWD (PRINCIPAL)	PRINCIPAL REPAYMENT	INTEREST REPAYMENT	BALANCE O/S (PRINCIPAL)	BALANCE O/S (PRINCIPAL)
	<b>MULTILATERAL</b>			\$	\$	\$	\$	₦
<b>A</b>	<b>IDA</b>							
1	MSADP III	XDR	1,878,855.92	546,207.17	64,949.48	1,948.56	447,143.65	169,914,586.94
2	LEEM	USD	7,783,772.06	6,834,252.10	79,126.70	25,331.70	6,267,028.46	2,381,470,813.66
3	UBE	USD	5,000,000.00	2,027,844.63	62,500.00	7,370.00	1,902,844.63	723,080,959.40
4	HSDP 11	XDR	3,600,000.00	2,560,033.87	41,794.52	10,030.65	2,602,199.31	988,835,739.44
5	HIV/AIDS PROG.	XDR	926,444.00	999,180.00	16,224.75	3,915.28	1,026,493.15	390,067,398.56
6	3 <sup>RD</sup> NAT. FADAMA	XDR	4,818,310.00	6,423,211.96	69,489.71	24,947.75	6,492,582.03	2,467,181,172.31
7	SEEFOR	USD	37,740,000.00	37,282,851.07	0.00	123,923.70	37,799,329.45	14,363,745,191.00
8	CSDP	USD	4,000,000.00	0.00	66,000.00	0.00	3,802,000.00	1,444,760,000.00
<b>B</b>	<b>IFAD</b>							
1	COMM. BASED NAT. RESOURCES MGT PROG.	XDR	1,135,000.00	848,688.76	27,281.66	3,306.39	826,721.51	314,154,173.50
<b>C</b>	<b>EDF</b>							
1	OIL PALM BELT RURAL DEV.	EUR	4,880,856.82	2,028,751.66	84,870.21	11,068.67	1,805,443.76	686,068,630.47
	<b>TOTAL</b>			<b>59,551,021.22</b>	<b>512,237.04</b>	<b>211,842.70</b>	<b>62,971,785.95</b>	<b>23,929,278,665.28</b>

**Note:**

The figures are stated in US Dollars and translated at ₦380.00:\$1.



**FINANCIAL STATEMENTS  
OF THE GOVERNMENT OF  
BAYELSA STATE OF NIGERIA**

**2020**



**NOTES ON THE FINANCIAL STATEMENTS**

**NO. 9(B)**

**STATEMENT OF INTERNAL LOANS (COMMERCIAL BANKS) AS AT 31ST DECEMBER, 2020**


S/NO	INSTITUTIONS	BAL B/FD (PRINCIPAL)	PRINCIPAL REPAID	INTEREST REPAID AND OTHER FEES	BALANCE OUTSTANDING (PRINCIPAL)
		₦	₦	₦	₦
1	STERLING BANK PLC	19,758,354,101.54	3,182,008,998.71	835,049,657.90	16,576,345,102.83
	<b>TOTAL</b>	<b>19,758,354,101.54</b>	<b>3,182,008,998.71</b>	<b>835,049,657.90</b>	<b>16,576,345,102.83</b>

**NOTES ON THE FINANCIAL STATEMENTS**

**NO 9(C)**

**STATEMENT OF INTERNAL LOANS (FGN) AS AT 31ST DECEMBER, 2020**

S/NO	INSTITUTIONS	ORIGINAL LOAN	BAL B/FD (PRINCIPAL)	PRINCIPAL REPAID	INTEREST REPAID AND OTHER FEES	BALANCE OUTSTANDING (PRINCIPAL)
		₦	₦	₦	₦	₦
1	FGN BOND	46,236,914,044.11	34,898,580,555.31	3,981,874,103.25	4,912,008,126.51	30,916,706,452.06
2	FGN ECA	10,000,000,000.00	7,280,498,015.00	326,894,246.33	306,484,622.42	6,953,603,768.67
3	LOCAL GOVT SALARY BAILOUT	1,285,092,649.00	935,379,337.00	33,278,994.42	48,116,058.43	902,100,342.58
4	BUDGET SUPPORT	17,569,000,000.00	17,539,993,592.90	29,663,958.32	733,171,938.73	17,510,329,634.58
5	AADS	2,938,300,788.20	2,938,300,788.20	521,920,611.09	145,873,774.77	2,416,380,177.11
	<b>TOTAL</b>		<b>63,592,752,288.41</b>	<b>4,893,631,913.41</b>	<b>6,145,654,520.86</b>	<b>58,699,120,375.00</b>



**FINANCIAL STATEMENTS**  
OF THE GOVERNMENT OF  
**BAYELSA STATE OF NIGERIA**

**2020**



**VOCATIONAL CENTRE SAMPOU ON-GOING**



**VOCATIONAL CENTRE SAMPOU ON-GOING**



**FINANCIAL STATEMENTS**  
OF THE GOVERNMENT OF  
**BAYELSA STATE OF NIGERIA**

**2020**



**NOTES ON THE FINANCIAL STATEMENTS**


**NO.10A**

**STATEMENT OF CASH AND BANK BALANCES AS AT 31ST DECEMBER, 2020**

S/N		REF NOTE	CASH ₦	BANK ₦	TOTAL ₦
1	TREASURY	10B	19,340,755.56	18,066,400,060.13	18,085,740,815.69
2	MDAs	10B	377,605.46	2,040,102,211.03	2,040,479,816.49
	<b>TOTAL</b>		<b>19,718,361.02</b>	<b>20,106,502,271.16</b>	<b>20,126,220,632.18</b>


THE SUM OF TWENTY BILLION, ONE HUNDRED AND TWENTY SIX MILLION, TWO HUNDRED AND TWENTY THOUSAND, SIX HUNDRED AND THIRTY TWO NAIRA EIGHTEEN KOBO (₦20,126,220,632.18) only represents *Cash and its equivalents as at 31<sup>st</sup> December, 2020.*

The domiciliary accounts are translated as follows: USD1:N380.00 and GBP1:N517.26.



**FINANCIAL STATEMENTS**  
OF THE GOVERNMENT OF  
**BAYELSA STATE OF NIGERIA**

**2020**




**NOTES ON THE FINANCIAL STATEMENTS**

**NO.10 B**

**STATEMENT OF CASH AND BANK BALANCES FOR YEAR ENDED DECEMBER, 2020 (MDA BY MDA)**

S/NO	MDAs	CASH BALANCE	BANK BALANCE	TOTAL	REMARK
	<b>ADMINISTRATIVE</b>				
1	GOVERNMENT HOUSE	0.00	360,066,326.50	360,066,326.50	
2	GOVT. HOUSE CLINIC	55,550.00	139,074.95	194,624.95	
3	OFFICE OF THE DEPUTY GOV.	0.00	102,230,946.69	102,230,946.69	
4	S.A POLITICAL	0.00	92,582.36	92,582.36	
5	T.A (TECHNICAL ASSIST. TREASURY AND ACCOUNT)	0.00	58,914.90	58,914.90	
6	DUE PROCESS BUREAU	0.00	236,187.78	236,187.78	
7	S.S .G	3,395	8,843,127.71	8,846,522.71	
8	GOVT PRINTING PRESS	0.00	917.83	917.83	
9	BAYELSA LIAISON OFFICE ABUJA	0.00	516.35	516.35	
10	TEACHERS TRAINING REG. & CERTIFICATION BOARD	0.00	16,772.49	16,772.49	
11	STATE ACTION COMMITTEE ON AID (SACA)	0.00	33,920	33,919.86	
12	BAYELSA STATE PENSION BOARD	0.00	6,807,633.27	6,807,633.27	
13	BAYELSA PILGRIM WELFARE BOARD	0.00	21,573.40	21,573.40	
14	MIN OF SPECIAL PROJECT	0.00	20,146.18	20,146.18	
15	PROJECT MON. & IMP. COMM.	0.00	20,015.71	20,015.71	



**FINANCIAL STATEMENTS**  
OF THE GOVERNMENT OF  
**BAYELSA STATE OF NIGERIA**

**2020**



**NOTES ON THE FINANCIAL STATEMENTS**  
**NO.10 B**

**STATEMENT OF CASH AND BANK BALANCES FOR YEAR ENDED DECEMBER, 2020 (MDA BY MDA)**


S/NO	MDAs	CASH BALANCE	BANK BALANCE	TOTAL	REMARK
16	BAYELSA STATE EDUCATION TRUST FUND BOARD	0.00	120,205,361.03	120,205,361.03	
17	HOUSE OF ASSEMBLY	0.00	48,531,497.93	48,531,497.93	
18	BYS HOUSE OF ASSEMBLY SERVICE COMMISSION	0.00	10,195.04	10,195.04	
19	BAYELSA STATE INDEP ELEC COMMISSION	0.00	10,960.70	10,960.70	
20	NIGER DELTA TELEVISION	0.00	2,170.11	2,170.11	
21	BROADCASTING CORPORATION	0.00	72,907.50	72,907.50	
22	MIN OF INFORMATION & ORIENTATION	0.00	234,028.44	234,028.44	
23	NEWSPAPER CORPORATION	0.00	57,551.73	57,551.73	
24	BAYELSA STATE FIRE SERVICE	0.00	43,813.20	43,813.20	
25	HEAD OF SERVICE	0.00	152,152.04	152,152.04	
26	ESTABLISHMENT TRAINING & PEN.	0.00	28,220.86	28,220.86	
27	OFFICE OF THE AUDITOR GEN (STATE)	0.00	141,296.55	141,296.55	
28	OFFICE OF THE AUDITOR GEN (LOCAL)	210.46	2,198.93	2,409.39	
29	BAYELSA STATE CIVIL SERVICE COMMISSION	50.00	131,551.18	131,601.18	
30	BAYELSA LIAISON OFFICE PH	0.00	18,868.20	18,868.20	
31	BAYELSA LIAISON OFFICE PH	0.00	0.00	-	
32	BAYELSA LIAISON OFFICE LAGOS	0.00	870,955.57	870,955.57	
	<b>SUB-TOTAL (ADMINISTRATIVE)</b>	<b>59,205.46</b>	<b>649,102,384.99</b>	<b>649,161,590.45</b>	
	<b>ECONOMIC</b>				
1	MIN. OF AGRICULTURAL & NAT. RES	0.00	1,2 <sup>24</sup> ,058.82	1,224,058.82	





**FINANCIAL STATEMENTS**  
OF THE GOVERNMENT OF  
**BAYELSA STATE OF NIGERIA**


**2020**



**NOTES ON THE FINANCIAL STATEMENTS**  
**NO.10 B**


**STATEMENT OF CASH AND BANK BALANCES FOR YEAR ENDED DECEMBER, 2020 (MDA BY MDA)**

S/NO	MDAs	CASH BALANCE	BANK BALANCE	TOTAL	REMARK
2	AGRICULTURAL DEV. PROGRAMME	0.00	438,333.39	438,333.39	
3	MIN OF FINANCE	0.00	83,894.68	83,894.68	
4	DEBT MAGEMENT OFFICE	0.00	709.28	709.28	
5	STATE BUDGET OFFICE	2,700	1,655,789.93	1,658,489.93	
6	<b>OFFICE OF THE ACCOUNTANT GENERAL</b>	<b>19,340,755.56</b>	<b>18,066,400,060.13</b>	<b>18,085,740,815.69</b>	
7	OVER HEAD TREASURY	0.00	594,303.46	594,303.46	
8	MIN. OF FINANCE INCORPORATED	0.00	124,926,337.35	124,926,337.35	
9	INTERNAL REVENUE BOARD	0.00	99,958.80	99,958.80	
10	MIN OF TRADE INDUSTRY & INVESTMENT	0.00	78,178.91	78,178.91	
11	SPECIAL MATTERS COURT (EDUCATION)	0.00	13,618.36	13,618.36	
12	SCHOOL TO LAND AUTHORITY	0.00	409.69	409.69	
13	MIN OF SCIENCE TECH & MAN DEV.	0.00	103,290.12	103,290.12	
14	MIN OF TRANSPORT	0.00	283,664.32	283,664.32	
15	BAYELSA TRANSPORT COMPANY	0.00	2,893.49	2,893.49	
16	MIN. OF POWER	0.00	12,210.23	12,210.23	
17	MIN. OF WORKS	2,000	10,892,753.51	10,894,753.51	
18	SURVEYOR GENERAL OFFICE	35,000.00	107,191.57	142,191.57	
19	MIN OF TOURISM DEVELOPMENT	0.00	32,159.34	32,159.34	
20	MUSEUM AND MONUMENT	0.00	10,240.96	10,240.96	
21	ARTS & CULTURE B.	0.00	18,297.09	18,297.09	
22	PARKS & GARDENS	0.00	16,726.82	16,726.82	



**FINANCIAL STATEMENTS**  
OF THE GOVERNMENT OF  
**BAYELSA STATE OF NIGERIA**


**2020**



**NOTES ON THE FINANCIAL STATEMENTS**  
**NO.10 B**

**STATEMENT OF CASH AND BANK BALANCES FOR YEAR ENDED DECEMBER, 2020 (MDA BY MDA)**

S/NO	MDAs	CASH BALANCE	BANK BALANCE	TOTAL	REMARK
23	MINISTRY OF WATER RESOURCES	0.00	7,280.54	7,280.54	
24	MINISTRY OF MINERAL RESOURCES	0.00	4,573.88	4,573.88	
25	WATER BOARD	0.00	3,840.82	3,840.82	
26	MIN. OF HOUSING & URBAN DEV.	0.00	8,541,768.54	8,541,768.54	
27	HOUSING & PROPERTY DEV. AUTH	0.00	469,148.77	469,148.77	
28	BY STATE PHYSICAL PLANNING & DEV BOARD	0.00	21,481.55	21,481.55	
29	MIN OF LAND AND SURVEY	0.00	46,837,705.63	46,837,705.63	
30	BAYELSA STATE GEOGRAPHIC INFORMATION	0.00	1,540,604.93	1,540,604.93	
31	SUSTAINABLE DEVELOPMENT GOAL	0.00	5,787.69	5,787.69	
32	MIN OF BUDGET, PLANNING & ECON.	0.00	1,903.04	1,903.04	
33	BAYELSA INTL. INSTITUTE OF TOURISM & HOS.	0.00	4,576,261.67	4,576,261.67	
34	BAYELSA STATE DRUG DISTRIBUTION CENTRE	0.00	14,976.78	14,976.78	
	<b>SUB-TOTAL (ECONOMIC)</b>	<b>19,380,455.56</b>	<b>18,269,020,414.09</b>	<b>18,288,400,869.65</b>	
	<b>LAW &amp; JUSTICE</b>				
1	JUDICIAL SERVICE COMMISSION	0.00	7,968.63	7,968.63	
2	MIN OF JUSTICE	0.00	1,209,453.12	1,209,453.12	
3	JUDICIARY	0.00	159,069.82	159,069.82	
4	CUSTOMARY COURT OF APPEAL	0.00	26,970.29	26,970.29	
	<b>SUB-TOTAL (LAW &amp; JUSTICE)</b>	<b>0.00</b>	<b>1,403,461.86</b>	<b>1,403,461.86</b>	



**FINANCIAL STATEMENTS**  
OF THE GOVERNMENT OF  
**BAYELSA STATE OF NIGERIA**


**2020**



**NOTES ON THE FINANCIAL STATEMENTS**  
**NO.10 B**

**STATEMENT OF CASH AND BANK BALANCES FOR YEAR ENDED DECEMBER, 2020 (MDA BY MDA)**

S/NO	MDAs	CASH BALANCE	BANK BALANCE	TOTAL	REMARK
	<b>REGIONAL DEVELOPMENT</b>				
1	MIN OF SPECIAL DUTIES(CENTRAL)	0.00	5,064.23	5,064.23	
2	MIN OF SPECIAL DUTIES (EAST)	0.00	2,601.72	2,601.72	
3	MIN OF SPECIAL DUTIES (WEST)	0.00	5,607.06	5,607.06	
	<b>SUB-TOTAL (REGIONAL DEVELOPMENT)</b>	<b>0.00</b>	<b>13,273.01</b>	<b>13,273.01</b>	
	<b>SOCIAL</b>				
1	MIN OF YOUTH DEVELOPMENT	0.00	14,268.22	14,268.22	
2	MIN. OF WOMEN AND CHILDREN AFFAIRS	0.00	68,779.04	68,779.04	
3	MIN. OF CULTURE & IJAW NATIONAL AFFAIRS	0.00	11,217.17	11,217.17	
4	BAYELSA STATE TRADITIONAL RULERS COUNCIL	0.00	24,510.46	24,510.46	
5	UNIVERSAL BASIC EDUCATION BOARD	0.00	236,445,132.04	236,445,132.04	
6	BAYELSA LIBRARY BOARD	0.00	136,202.84	136,202.84	
7	UNIVERSITY OF AFRICA	0.00	62,936,408.74	62,936,408.74	
8	IJAW NATIONAL ACADEMY	0.00	6,885.48	6,885.48	
9	BAYELSA STATE POLYTECHNIC	0.00	24,778,255.37	24,778,255.37	
10	COLLEGE OF EDUCATION	0.00	3,307,252.28	3,307,252.28	
11	BAYELSA MICROFINANCE & ENT. DEV	0.00	2,692,304.45	2,692,304.45	
12	BAYELSA HEALTH INSUR SERVICE SCHEME	0.00	453,310,437.86	453,310,437.86	
13	BAYELSA SCHOLARSHIP BOARD	0.00	16,796.73	16,796.73	



**FINANCIAL STATEMENTS**  
OF THE GOVERNMENT OF  
**BAYELSA STATE OF NIGERIA**


**2020**



**NOTES ON THE FINANCIAL STATEMENTS**  
**NO.10 B**

**STATEMENT OF CASH AND BANK BALANCES FOR YEAR ENDED DECEMBER, 2020 (MDA BY MDA)**

S/NO	MDAs	CASH BALANCE	BANK BALANCE	TOTAL	REMARK
14	NIGER DELTA UNIVERSITY TEACHING HOSPITAL	8,700.00	1,017,417.45	1,026,117.45	
15	POST PRIMARY SCHS. BOARD	0.00	17,528,048.69	17,528,048.69	
16	MIN. OF HEALTH	9,000.00	7,364,394.75	7,373,394.75	
17	NIGER DELTA UNIVERSITY	0.00	24,344,050.51	24,344,050.51	
18	HOSPITAL MANAGEMENT BOARD	0.00	622,952.08	622,952.08	
19	SCHOOL OF NURSING & MIDWIFERY	0.00	5038.02	5,038.02	
20	COLLEGE OF HEALTH TECHNOLOGY	0.00	51,646.73	51,646.73	
21	MIN. OF ENVIRONMENT	0.00	140,405.42	140,405.42	
22	ENVIRONMENTAL SAN. AUTHORITY	0.00	12,918.54	12,918.54	
23	MIN OF LOCAL GOVERNMENT	0.00	108,627.43	108,627.43	
24	AGENCY FOR NON-FORMAL EDUCATION	0.00	4,546.26	4,546.26	
25	BAYELSA STATE SPORT COUNCIL	0.00	79,639,696.78	79,639,696.78	
26	BAYELSA QUEENS FC	0.00	165,987.48	165,987.48	
27	BAYELSA UNITED FC	0.00	936,735.92	936,735.92	
28	MIN OF SPORTS DEVELOPMENT	0.00	203,939.48	203,939.48	
29	BAYELSA STATE HIGHER EDUCATION STUD. LOAN BOARD	0.00	176,425.76	176,425.76	
30	MIN. OF LABOUR, EMPLOYMENT AND PRODUCTIVITY	0.00	4,638.85	4,638.85	
31	MINISTRY OF EDUCATION	0.00	831,190.19	831,190.19	
32	BAYELSA MEDICAL UNIVERSITY	0.00	240,698,263.60	240,698,263.60	
33	PUBLIC SERVICE TRAINING INSTITUTE	0.00	136.14	136.14	
34	BAYELSA AIRPORT COMPANY LIMITED	261,000.00	14,872,705.67		



**FINANCIAL STATEMENTS**  
OF THE GOVERNMENT OF  
BAYELSA STATE OF NIGERIA

**2020**




## NOTES ON THE FINANCIAL STATEMENTS

### NO.10 B

#### STATEMENT OF CASH AND BANK BALANCES FOR YEAR ENDED DECEMBER, 2020 (MDA BY MDA)

S/NO	MDAs	CASH BALANCE	BANK BALANCE	TOTAL	REMARK
				15,133,705.67	
35	BAYELSA STATE PRIMARY HEALTH CARE DEV. BOARD	0.00	14,484,520.78	14,484,520.78	
	<b>SUB-TOTAL (SOCIAL)</b>	<b>278,700.00</b>	<b>1,186,962,737.21</b>	<b>1,187,241,437.21</b>	
	<b>GRAND TOTAL</b>	<b>19,718,361.02</b>	<b>20,106,502,271.16</b>	<b>20,126,220,632.18</b>	



**FINANCIAL STATEMENTS**  
OF THE GOVERNMENT OF  
**BAYELSA STATE OF NIGERIA**

**2020**



**YEN-OPOROMA RD ON-GOING**



**YEN-OPOROMA RD ON-GOING**



**FINANCIAL STATEMENTS**  
OF THE GOVERNMENT OF  
BAYELSA STATE OF NIGERIA

**2020**




**NOTES ON FINANCIAL STATEMENTS**

**NO. 11**


**STATEMENT OF OTHER LIABILITIES AS AT 31ST DECEMBER, 2020**

<b>S/N</b>	<b>DETAILS</b>	<b>YEAR 2020</b>	<b>YEAR 2019</b>
		<b>₦</b>	<b>₦</b>
1	GRATUITY DUE	29,324,551,804.77	26,644,000,601.39
2	OUTSTANDING CONTRACTORS LIABILITIES	20,259,610,155.38	21,280,224,959.61
3	COMMERCIAL AGRIC CREDIT SCHEME	0.00	371,121,053.26
4	MICRO SMALL MEDIUM ENTERPRISE DEV. FUND (MSMEDF)	2,000,000,000.00	2,000,000,000.00
5	BANK GUARANTEE	17,268,878,802.48	17,221,372,549.94
	<b>TOTAL CONTIGENT LIABILITIES</b>	<b>68,853,040,762.63</b>	<b>67,516,719,164.20</b>



**FINANCIAL STATEMENTS**  
OF THE GOVERNMENT OF  
**BAYELSA STATE OF NIGERIA**

**2020**



**NOTES ON THE FINANCIAL STATEMENTS**  
**NO.12 (A)**  
**SCHEDULE OF DETAILED GOVERNMENT EXPENDITURE BY**  
**MAIN FUNCTION FOR THE YEAR ENDED 31 DECEMBER, 2020**


CODE	DESCRIPTION	REF NOTE	ACTUAL YEAR 2020 (N)	FINAL BUDGET 2020 (N)	INITIAL/ ORIGINAL BUDGET 2020 (N)	SUPPLEMENTAR Y BUDGET 2020	VARIANCE ON FINAL BUDGET % ACHIEVED	ACTUAL 2019 (N)
701	GENERAL PUBLIC SERVICES	1	4,632,741,822.05	8,607,442,630.53	8,607,442,630.53	0.00	0.09	8,924,884,987.25
702	DEFENSE	2	0.00	0.00	0.00	0.00	0.00	0.00
703	PUBLIC ORDER AND SAFETY	3	37,358,598.70	1,646,641,198.88	1,646,641,198.88	0.00	21.99	1,035,623,446.63
704	ECONOMIC AFFAIRS	4	38,284,461,933.67	38,396,678,864.88	38,396,678,864.88	0.00	0.29	51,798,011,737.31
705	ENVIRONMENTAL PROTECTION	5	614,383,928.44	673,625,945.00	673,625,945.00	0.00	8.79	16,839,405.64
706	HOUSING AND COMMUNITY DEVELOPMENT	6	4,258,276,764.17	4,565,686,960.54	4,565,686,960.54	0.00	6.73	2,643,786,684.90
707	HEALTH	7	2,282,232,127.76	3,218,435,070.55	3,218,435,070.55	0.00	29.09	1,852,334,619.99
708	RECREATION, CULTURE AND RELIGION	8	2,224,062,466.39	2,619,656,452.77	2,619,656,452.77	0.00	15.10	4,125,654,380.90
709	EDUCATION	9	11,787,946,325.67	12,274,961,664.41	12,274,961,664.41	0.00	3.97	12,629,554,227.24
710	SOCIAL PROTECTION	10	2,583,667,026.18	2,844,198,434.44	2,844,198,434.44	0.00	9.16	1,170,338,691.72
	<b>TOTAL EXPENDITURE</b>		<b>66,705,130,993.03</b>	<b>74,847,327,222.00</b>	<b>74,847,327,222.00</b>	<b>0.00</b>	<b>3.91</b>	<b>84,197,028,181.58</b>
	<b>NOTE 1 - GENERAL PUBLIC SERVICES</b>	<b>1</b>						
	RECURRENT EXPENDITURE		4,416,546,855.26	8,456,656,641.97	8,456,656,641.97	0.00	0.86	8,700,522,753.13
	CAPITAL EXPENDITURE		216,194,966.79	150,785,988.56	150,785,988.56	0.00	-43.38	224,362,234.12
	<b>SUB-TOTAL</b>		<b>4,632,741,822.05</b>	<b>8,607,442,630.53</b>	<b>8,607,442,630.53</b>	<b>0.00</b>	<b>0.09</b>	<b>8,924,884,987.25</b>
	<b>NOTE 2 - DEFENCE</b>							
	RECURRENT EXPENDITURE		0.00	0.00	0.00	0.00	0.00	0.00
	CAPITAL EXPENDITURE		0.00	0.00	0.00	0.00	0.00	0.00
	<b>SUB-TOTAL</b>		<b>0.00</b>	<b>0.00</b>	<b>0.00</b>	<b>0.00</b>	<b>0.00</b>	<b>0.00</b>
	<b>NOTE 3 - PUBLIC ORDER AND SAFETY</b>	<b>3</b>						
	RECURRENT EXPENDITURE		37,358,598.70	1,456,898,306.10	1,456,898,306.10	0.00	24.56	886,048,623.89
	CAPITAL EXPENDITURE		0.00	189,742,892.78	189,742,892.78	0.00	2.22	149,574,822.74






**FINANCIAL STATEMENTS**  
OF THE GOVERNMENT OF  
**BAYELSA STATE OF NIGERIA**

**2020**




**NOTES ON THE FINANCIAL STATEMENTS**  
**NO.12 (A)**  
**SCHEDULE OF DETAILED GOVERNMENT EXPENDITURE BY**  
**MAIN FUNCTION FOR THE YEAR ENDED 31 DECEMBER, 2020**

<b>SUB-TOTAL</b>		<b>37,358,598.70</b>	<b>1,646,641,198.88</b>	<b>1,646,641,198.88</b>	0.00	21.99	<b>1,035,623,446.63</b>
NOTE 4 - ECONOMIC AFFAIRS	4						
RECURRENT EXPENDITURE		19,117,957,034.91	26,235,413,799.47	26,235,413,799.47	0.00	27.13	19,447,764,037.68
CAPITAL EXPENDITURE		19,166,504,898.76	12,161,265,065.41	12,161,265,065.41	0.00	-57.60	32,350,247,699.63
<b>SUB-TOTAL</b>		<b>38,284,461,933.67</b>	<b>38,396,678,864.88</b>	<b>38,396,678,864.88</b>	0.00	0.29	<b>51,798,011,737.31</b>
NOTE 5 - ENVIRONMENTAL PROTECTION	5						
RECURRENT EXPENDITURE		14,383,928.44	488,040,340.32	488,040,340.32	0.00	9.00	19,822,988.70
CAPITAL EXPENDITURE		0	185,585,604.68	185,585,604.68	0.00	100.00	0.00
<b>SUB-TOTAL</b>		<b>614,383,928.44</b>	<b>673,625,945.00</b>	<b>673,625,945.00</b>	0.00	8.79	<b>16,839,405.64</b>
NOTE 6 - HOUSING AND COMMUNITY DEVELOPMENT	6						
RECURRENT EXPENDITURE		695,877,964.11	3,158,790,783.22	3,158,790,783.22	0.00	77.97	319,157,266.76
CAPITAL EXPENDITURE		1,562,398,800.06	1,406,896,177.32	1,406,896,177.32	0.00	-11.05	2,340,486,622.84
<b>SUB-TOTAL</b>		<b>4,258,276,764.17</b>	<b>4,565,686,960.54</b>	<b>4,565,686,960.54</b>	0.00	6.73	<b>2,659,643,889.60</b>
NOTE 7 - HEALTH	7						
RECURRENT EXPENDITURE		25,492,392.81	2,176,752,218.94	2,176,752,218.94	0.00	98.83	20,690,464.03
CAPITAL EXPENDITURE		2,256,739,734.95	1,041,682,851.61	1,041,682,851.61	0.00	-116.64	1,831,644,155.96
<b>SUB-TOTAL</b>		<b>2,282,232,127.76</b>	<b>3,218,435,070.55</b>	<b>3,218,435,070.55</b>	0.00	29.09	<b>1,852,334,619.99</b>
NOTE 8 - RECREATION, CULTURE & RELIGION	8						
RECURRENT EXPENDITURE		871,633,104.21	1,375,750,471.21	1,375,750,471.21	0.00	36.64	1,616,886,660.90
CAPITAL EXPENDITURE		1,352,429,362.18	1,243,905,981.56	1,243,905,981.56	0.00	-8.72	2,508,767,720.00
<b>SUB-TOTAL</b>		<b>2,224,062,466.39</b>	<b>2,619,656,452.77</b>	<b>2,619,656,452.77</b>	0.00	15.10	<b>4,125,654,380.90</b>



**FINANCIAL STATEMENTS**  
OF THE GOVERNMENT OF  
**BAYELSA STATE OF NIGERIA**

**2020**




**NOTES ON THE FINANCIAL STATEMENTS**

**NO.12 (A)**

**SCHEDULE OF DETAILED GOVERNMENT EXPENDITURE BY  
MAIN FUNCTION FOR THE YEAR ENDED 31 DECEMBER, 2020**

NOTE 9 – EDUCATION	9						
RECURRENT EXPENDITURE		3,456,218,833.55	8,460,781,513.01	8,460,781,513.01	0.00	59.15	2,817,174,820.28
CAPITAL EXPENDITURE		8,331,727,492.12	3,814,180,151.40	3,814,180,151.40	0.00	-118.44	9,812,379,406.96
<b>SUB-TOTAL</b>		<b>11,787,946,325.67</b>	<b>12,274,961,664.41</b>	<b>12,274,961,664.41</b>	<b>0.00</b>	<b>3.97</b>	<b>12,629,554,227.24</b>
NOTE 10 - SOCIAL PROTECTION	10						
RECURRENT EXPENDITURE		2,460,434,099.34	2,819,325,770.59	2,819,325,770.59	0.00	12.73	1,114,517,155.54
CAPITAL EXPENDITURE		123,232,926.84	24,872,663.85	24,872,663.85	0.00	-395.46	55,821,536.18
<b>Sub-Total</b>		<b>2,583,667,026.18</b>	<b>2,844,198,434.44</b>	<b>2,844,198,434.44</b>	<b>0.00</b>	<b>9.16</b>	<b>1,170,338,691.72</b>
<b>GRAND TOTAL</b>		<b>66,705,130,993.03</b>	<b>74,847,327,222.00</b>	<b>74,847,327,222.00</b>	<b>0.00</b>	<b>3.91</b>	<b>84,197,028,181.58</b>



**FINANCIAL STATEMENTS**  
OF THE GOVERNMENT OF  
**BAYELSA STATE OF NIGERIA**

**2020**



**NOTES ON THE FINANCIAL STATEMENTS**

**BAYELSA STATE GOVERNMENT (LOCAL GOVERNMENT PROJECTS 2020)**

**NO.12 (B)**

**SCHEDULE OF DETAILED CAPITAL EXPENDITURE BY PROJECT LOCATION AND SENATORIAL DISTRICT 2020**

CODE	LOCATION DESCRIPTION	REF NOTE	ACTUAL 2020	FINAL BUDGET 2020	INITIAL / ORIGINAL BUDGET 2020	SUPPLEMENTARY BUDGET 2020	VARIANCE ON FINAL BDDGET % ACHIEVED	ACTUAL 2019
50610	CENTRAL SENATORIAL DISTRICT							
50610300	KOLOKUMA/OPOKUMA		300,641,301.36	0.00	0.00	0.00	(100)	1,382,821,027.67
50610700	SOUTHERN IJAW		3,459,394,089.86	0.00	0.00	0.00	(100)	4,148,463,083.02
50610800	YENAGOA		27,641,834,512.58	0.00	0.00	0.00	(100)	29,039,241,581.16
	<b>SUB-TOTAL 1</b>		<b>31,401,869,903.80</b>	<b>0.00</b>	<b>0.00</b>	<b>0.00</b>	<b>(100)</b>	<b>34,570,525,691.86</b>
50620	EAST SENATORIAL DISTRICT							
50620100	BRASS		3,000,000.00	0.00	0.00	0.00	(100)	674,546,842.77
50620400	NEMBE		30,718,585.58	0.00	0.00	0.00	(100)	590,228,487.42
50620500	OGBIA		296,000,000.00	0.00	0.00	0.00	(100)	843,183,553.46
	<b>SUB-TOTAL 2</b>		<b>329,718,585.58</b>	<b>0.00</b>	<b>0.00</b>	<b>0.00</b>	<b>(100)</b>	<b>2,107,958,883.65</b>
50630	WEST SENATORIAL DISTRICT							
50630200	EKEREMOR		45,000,000.00	0.00	0.00	0.00	(100)	2,082,663,377.05
50630600	SAGBAMA		6,318,781,569.67	0.00	0.00	0.00	(100)	3,398,029,720.44
	<b>SUB-TOTAL 3</b>		<b>6,363,781,569.67</b>	<b>0.00</b>	<b>0.00</b>	<b>0.00</b>	<b>(100)</b>	<b>5,480,693,097.49</b>
	<b>GRAND TOTAL</b>		<b>38,095,370,059.05</b>	<b>0.00</b>	<b>0.00</b>	<b>0.00</b>	<b>(100)</b>	<b>42,159,177,673.00</b>



**FINANCIAL STATEMENTS**  
OF THE GOVERNMENT OF  
**BAYELSA STATE OF NIGERIA**

**2020**



**BAYELSA STATE GOVERNMENT (LOCAL GOVERNMENT PROJECTS 2020)**  
**NO.12 (B)**

**SCHEDULE OF DETAILED CAPITAL EXPENDITURE BY PROJECT LOCATION AND SENATORIAL DISTRICT 2020**

LOCATION DESCRIPTION	REF NOTE	ACTUAL 2020	FINAL BUDGET YEAR 2020	INITIAL/ ORIGINAL BUDGET 2020	SUPPLEMENTARY BUDGET 2020	VARIANCE ON FINAL BUDGET % ACHIEVED	ACTUAL 2019
<b>NOTE 1- KOLOKUMA/OPOKUMA LOCAL GOVERNMENT</b>							
<b>LIST OF PROJECTS</b>							
CONSTRUCTION OF CONCRETE ROAD AT KAIAMA AND SAMPOU SCHOOL ROAD KOLGA LGA (ADDITIONAL WORKS)	1	45,058,820.00	0.00	0.00	0.00		
CONSTRUCTION OF 150M ASPHALT ROAD AT SAMPOU	2	7,000,000.00	0.00	0.00	0.00		
CONSTRUCTION OF DYKE AND EMBARKMENT AT SAMPOU	3	19,000,000.00	0.00	0.00	0.00		
CONSTRUCTION OF DYKE AND EMBARKMENT AT SAMPOU	4	25,000,000.00	0.00	0.00	0.00		
CONSTRUCTION OF CONCRETE ROAD AT KAIAMA AND SAMPOU SCHOOL ROAD KOLGA LGA (ADDITIONAL WORKS)	5	36,218,845.00	0.00	0.00	0.00		
CLEARING OF LAND AT SAMPOU	6	30,000,000.00	0.00	0.00	0.00		
CLEARING OF 250 HECTARES OF LAND AT SAMPOU	7	50,000,000.00	0.00	0.00	0.00		
CLEARING OF IJAW NATIONAL ACADEMY KAIAMA	8	36,363,636.36	0.00	0.00	0.00		
CONSTRUCTION OF INTERNAL ROAD IN THE NYSC ORIENTATION CAMP KAIAMA	9	15,000,000.00	0.00	0.00	0.00		
REHABILITATION OF FAILED PORTIONS OF OPOKUMA - SABAGREIA ROAD	10	17,000,000.00	0.00	0.00	0.00		
CLEARING OF 250 HECTARES AT SAMPOU	11	20,000,000.00	0.00	0.00	0.00		
<b>SUB-TOTAL</b>		<b>300,641,301.36</b>	<b>0.00</b>	<b>0.00</b>	<b>0.00</b>		
<b>NOTE 2- SOUTHERN IJAW LOCAL GOVERNMENT</b>							
<b>LIST OF PROJECTS</b>							
PAYMENT IN RESPECT OF CARRYING OUT 1200 PLOTS OF LAND SURVEY AT AYAMA HOUSING ESTATE, SOUTHERN IJAW LGA	1	25,000,000.00	0.00	0.00	0.00		
CLEARING OF BAYELSA STATE AIRPORT ROAD ALONG AMASSOMA ROAD	2	22,400,000.00	0.00	0.00	0.00		



**FINANCIAL STATEMENTS**  
OF THE GOVERNMENT OF  
**BAYELSA STATE OF NIGERIA**

**2020**



**BAYELSA STATE GOVERNMENT (LOCAL GOVERNMENT PROJECTS 2020)**  
**NO.12 (B)**

**SCHEDULE OF DETAILED CAPITAL EXPENDITURE BY PROJECT LOCATION AND SENATORIAL DISTRICT 2020**

LOCATION DESCRIPTION	REF NOTE	ACTUAL 2020	FINAL BUDGET YEAR 2020	INITIAL/ ORIGINAL BUDGET 2020	SUPPLEMENTARY BUDGET 2020	VARIANCE ON FINAL BUDGET % ACHIEVED	ACTUAL 2019
PROVISION OF ONE RICE MILL AND HOUSING AT NDU AMASSOMA	3	10,800,000.00	0.00	0.00	0.00		
CLEARING OF LAND AT AMASSOMA	4	10,000,000.00	0.00	0.00	0.00		
CLEARING OF 50 HECTARES OF LAND AT AMASSOMA	5	10,000,000.00	0.00	0.00	0.00		
CLEARING OF LAND AT KROKROSEI COMMUNITY	6	10,000,000.00	0.00	0.00	0.00		
PROVISION OF ONE RICE MILL AND HOUSING AT NDU AMASSOMA	7	18,000,000.00	0.00	0.00	0.00		
PROVISION OF ONE RICE MILL AND HOUSING AT KROKROSEI	8	18,000,000.00	0.00	0.00	0.00		
SANDFILLING OF BAYELSA STATE AIRPORT	9	458,181,818.18	0.00	0.00	0.00		
SANDFILLING OF BAYELSA STATE AIRPORT	10	498,460,606.06	0.00	0.00	0.00		
CLEARING OF BAYELSA STATE AIRPORT ROAD ALONG AMASSOMA ROAD	11	412,121,212.12	0.00	0.00	0.00		
CLEARING OF BAYELSA STATE AIRPORT ROAD ALONG AMASSOMA ROAD	12	471,515,151.52	0.00	0.00	0.00		
SANDFILLING OF BAYELSA STATE AIRPORT	13	458,181,818.18	0.00	0.00	0.00		
SANDFILLING OF BAYELSA STATE AIRPORT	14	339,393,939.39	0.00	0.00	0.00		
PAYMENT FOR SECURITY SERVICES RENDERED FROM DEC2019-MARCH 2020	15	11,600,000.00	0.00	0.00	0.00		
FENCING OF THE BAYELSA INTERNATIONAL AIRPORT	16	84,848,484.85	0.00	0.00	0.00		
PART PAYMENT MADE FOR COMPENSATION FOR THE CONSTRUCTION OF THE AIRPORT AT AMASSOMA	17	50,000,000.00	0.00	0.00	0.00		
INSTALLATION OF INTERLOCKING STONES AND OTHER AUXILLARY SERVICES AT SENATE BUILDING NDU AMASSOMA	18	23,000,000.00	0.00	0.00	0.00		
INSTALLATION OF INTERLOCKING STONES AND OTHER AUXILLARY SERVICES AT SENATE BUILDING NDU AMASSOMA	19	13,000,000.00	0.00	0.00	0.00		
PROCUREMENT AND INSTALLATION OF FURNITURE FOR THE PRINCIPAL OFFICERS AT SENATE BUILDING NDU	20	10,000,000.00	0.00	0.00	0.00		
CONCRETE WORK WAY ROAD AT KROKROSEI COMMUNITY IN SILGA	21	74,161,647.80	0.00	0.00	0.00		
JOBS IN THE STATE COLLEGE OF EDUCATION AND OTHER CRITICAL JOBS IN THE EDUCATIONAL CENTRE	22	400,000,000.00	0.00	0.00	0.00		
CONSTRUCTION OF ONE HOSTEL BLOCK AT SILGA	23	23,529,411.76	0.00	0.00	0.00		
PROVISION OF INDUSTRIAL RICE MILL AND HOUSING AT NIGER DELTA UNIVERSITY AMASOMMA	24	7,200,000.00	0.00	0.00	0.00		
<b>SUB-TOTAL</b>		<b>3,459,394,089.86</b>	<b>0.00</b>	<b>0.00</b>	<b>0.00</b>		



**FINANCIAL STATEMENTS**  
OF THE GOVERNMENT OF  
**BAYELSA STATE OF NIGERIA**


**2020**



**BAYELSA STATE GOVERNMENT (LOCAL GOVERNMENT PROJECTS 2020)**  
**NO.12 (B)**

**SCHEDULE OF DETAILED CAPITAL EXPENDITURE BY PROJECT LOCATION AND SENATORIAL DISTRICT 2020**

LOCATION DESCRIPTION	REF NOTE	ACTUAL 2020	FINAL BUDGET YEAR 2020	INITIAL/ ORIGINAL BUDGET 2020	SUPPLEMENTARY BUDGET 2020	VARIANCE ON FINAL BUDGET % ACHIEVED	ACTUAL 2019
<b>NOTE 3- YENAGOA LOCAL GOVERNMENT</b>							
<b>LIST OF PROJECTS</b>							
PAYMENT MADE IRO REHABILITATION OF STREETLIGHTS IN YENAGOA	1	25,000,000.00	0.00	0.00	0.00		
PAYMENT MADE IN RESPECT OF COMPLETION OF KPANSIA ULTRA MODERN MARKET	2	10,000,000.00	0.00	0.00	0.00		
PROVISION OF 16MW ELECTRICAL POWER (JAMPUR POWER PLANT AT GBARAIN INDUSTRIAL PARK ) BY MARINE LOGISTICS LIMITED	3	180,000,000.00	0.00	0.00	0.00		
PROVISION OF TRAINING OF EXTENSION SERVICES AHEAD OF THE BAYELSA STATE ACCELERATED AGRICULTURE DEVELOPMENT SCHEME	4	18,000,000.00	0.00	0.00	0.00		
PAYMENT IRO CONDUCT OF 2020 STATE EXAMINATION (BECE) IN THE MINISTRY OF EDUCATION	5	44,224,000.00	0.00	0.00	0.00		
PAYMENT IRO MEDICAL TREATMENT FOR ELDER EGBUSON	6	5,000,000.00	0.00	0.00	0.00		
PAYMENT IRO MEDICAL TREATMENT FOR CARTER CLEOPAS ESQ	7	1,000,000.00	0.00	0.00	0.00		
PAYMENT FOR THE REVALIDATION OF CONTRACT FOR THE CONSTRUCTION OF 100 METERS STEEL SHEET WALL SANDFILLING AND ACHORAGE OF GOVERNMENT HOUSE SENIOR STAFF QUARTERS SHORELINE	8	150,000,000.00	0.00	0.00	0.00		
PAYMENT IN RESPECT OF RELOCATION OF MOTHER AND CHILDCARE CENTRE SITE AT 500 BED HOSPITAL	9	10,000,000.00	0.00	0.00	0.00		
CONSTRUCTION OF MINI STANDARD FUEL STATION IN GOVERNMENT HOUSE	10	18,000,000.00	0.00	0.00	0.00		
MAINTENANCE OF SECTIONS BY THE TOMBIA ETEGWE BRIDGE	11	5,000,000.00	0.00	0.00	0.00		
RENOVATION OF SUPER LODGE THREE(3) AND VILLA (5) GOVERNMENT HOUSE YENAGOA	12	13,970,000.00	0.00	0.00	0.00		
QUARTERLY ENLIGHTMENT AND TRAINING PROGRAMMES IN TRANSPORTATION SECTOR	13	300,000,000.00	0.00	0.00	0.00		
CONSTRUCTION OF SEVENTY -TWO NEW UNITS OF STALLS IN SIX BLOCK OF THE KPANSIA ULTRA MORDERN MARKET	14	48,000,000.00	0.00	0.00	0.00		
COMPLETION OF KPANSIA ULTRA MORDERN MARKET	15	30,000,000.00	0.00	0.00	0.00		
REHABILITATION OF NEIGHBOUHOOD BOREHOLE IN ANNEX 3 SECRETARIATE COMPLEX FOR THE MINISTRY OF COMMUNITY DEVELOPMENT AND CHIEFTAINCY AFFAIRS	16	470,000.00	0.00	0.00	0.00		
REPAIR AND SERVICING OF 30KVA GENERATOR FOR THE MINISTRY OF SCIENCE AND TECHNOLOGY	17	311,500.00	0.00	0.00	0.00		



**FINANCIAL STATEMENTS**  
OF THE GOVERNMENT OF  
**BAYELSA STATE OF NIGERIA**

**2020**



**BAYELSA STATE GOVERNMENT (LOCAL GOVERNMENT PROJECTS 2020)**

**NO.12 (B)**

**SCHEDULE OF DETAILED CAPITAL EXPENDITURE BY PROJECT LOCATION AND SENATORIAL DISTRICT 2020**

LOCATION DESCRIPTION	REF NOTE	ACTUAL 2020	FINAL BUDGET YEAR 2020	INITIAL/ ORIGINAL BUDGET 2020	SUPPLEMENTARY BUDGET 2020	VARIANCE ON FINAL BUDGET % ACHIEVED	ACTUAL 2019
RENOVATION OF GOVERNMENT QUARTERS (SUPER LODGES )	18	30,000,000.00	0.00	0.00	0.00		
CONSTRUCTION OF CONCRETE SPEED BREAKERS ( BUMPS) AT THE 4 FOUR ROAD JUNCTION CONNECTION FMC, NSCDC, JAMB OFFICE AND A DIVISIONAL POLICE STATION YENAGOA	19	390,000.00	0.00	0.00	0.00		
REPAIRS OF (ROOFS AND CEILING ONLY) IN YENAGOA METROPOLIS	20	9,100,000.00	0.00	0.00	0.00		
SAND FILLING OF A WATER LOGGED AREA AT SWALI MARKET EXTENSION	21	7,000,000.00	0.00	0.00	0.00		
PAYMENT FOR STAFF SALARY ARREARS AND OTHER OUTSTANDING AT BADEVCO	22	7,499,844.00	0.00	0.00	0.00		
FUNDS FOR PAYMENT FOR THE ESTABLISHMENT OF BAYELSA STATE COVID-19 MOLECULAR LABORATORY AT STATE MEDICAL UNIVERSITY COMPLEX	23	50,000,000.00	0.00	0.00	0.00		
PAYMENT MADE IN RESPECT OF CASH DONATION TO THE VICTORIOUS BAYELSA QUEENS FC BEING THE BEST FEMALE FOOTBALL TEAM IN THE COUNTRY 2019	24	22,000,000.00	0.00	0.00	0.00		
PAYMENT FOR WIRE MESH FENCE AROUND SWALI-MARKET AREA PHASE ONE AND TWO	25	14,814,097.20	0.00	0.00	0.00		
PAYMENT FOR THE REVALIDATION OF CONTRACT FOR THE CONSTRUCTION OF 100 METERS STEEL SHEET WALL SANDFILLING AND ACHORAGE OF GOVERNMENT HOUSE SENIOR STAFF QUATERS SHORELINE	26	93,034,590.06	0.00	0.00	0.00		
PAYMENT FOR CONTRACTORS INFRASTRUCTURE DEVELOPMENT SCHEME	27	550,000,000.00	0.00	0.00	0.00		
CONSTRUCTION AND EXPANSION OF TOMBIA ROUNDABOUT AND ADJOINING ROADS	28	333,801,132.80	0.00	0.00	0.00		
CONSTRUCTION OF ACCESS ROAD WITHIN COMMISSIONERS QUATERS AND ITS ENVIRONS	29	227,336,270.75	0.00	0.00	0.00		
CLEARING OF 100 HECTARES OF BAYELSA AQUACULTURE FISH VILLAGE AT YENEGWE	30	20,100,000.00	0.00	0.00	0.00		
ACQUISITION OF FIVE (5) TRACTORS AND EQUIPMENT FOR THE STATE	31	75,000,000.00	0.00	0.00	0.00		
IN RESPECT OF THE PROJECT MANAGEMENT TEAM TO CARRY OUT THE OPERATIONAL ACTIVITIES OF ACCELERATED DEV SCHEME (AADS)	32	89,000,000.00	0.00	0.00	0.00		
REFURBLISHING OF YENAGOA STREET LIGHT ON MELFORD OKILO ROAD SECTION ETEGWE TOMBIA ROUNDABOUT	33	404,848,484.85	0.00	0.00	0.00		
REFURBLISHING OF YENAGOA STREET LIGHT ON MELFORD OKILO ROAD SECTION ETEGWE TOMBIA ROUNDABOUT	34	454,545,454.54	0.00	0.00	0.00		



**FINANCIAL STATEMENTS**  
OF THE GOVERNMENT OF  
**BAYELSA STATE OF NIGERIA**

**2020**




**BAYELSA STATE GOVERNMENT (LOCAL GOVERNMENT PROJECTS 2020)**  
**NO.12 (B)**

**SCHEDULE OF DETAILED CAPITAL EXPENDITURE BY PROJECT LOCATION AND SENATORIAL DISTRICT 2020**


LOCATION DESCRIPTION	REF NOTE	ACTUAL 2020	FINAL BUDGET YEAR 2020	INITIAL/ ORIGINAL BUDGET 2020	SUPPLEMENTARY BUDGET 2020	VARIANCE ON FINAL BUDGET % ACHIEVED	ACTUAL 2019
SANDFILLING OF TOURIST ISLAND BAYELSA STATE	35	482,424,242.43	0.00	0.00	0.00		
REFURBLISHING OF YENAGOA STREET LIGHT ON MELFORD OKILO ROAD SECTION ETEGWE TOMBIA ROUNDABOUT	36	454,545,454.54	0.00	0.00	0.00		
SANDFILLING OF TOURIST ISLAND BAYELSA STATE	37	424,242,424.24	0.00	0.00	0.00		
REFURBLISHING OF YENAGOA STREET LIGHT ON MELFORD OKILO ROAD SECTION ETEGWE TOMBIA ROUNDABOUT	38	404,848,484.85	0.00	0.00	0.00		
EXPANSION OF TOMBIA ROUNDABOUT FROM NIIT WITH ONE SPAN BRIDGE	39	100,000,000.00	0.00	0.00	0.00		
REHABILITATION OF SECTION OF 350 BED BAYELSA MEDICAL UNIVERSITY TEACHING HOSPITAL COMPLEX	40	100,000,000.00	0.00	0.00	0.00		
RENOVATION OF FIVE BEDROOM DUPLEX ROAD 5, FLAT 36 AT THE NEW COMMISSIONER QUATERS OPOLO YENAGOA	41	8,574,683.75	0.00	0.00	0.00		
CONSTRUCTION, EQUIPING AND FURNISHING OF A MAMMOGRAPHY CENTRE AND INSTALLATION OF A GENERAL ELECTRIC (GE) SENOGRAPE CARE MAMMORGRAPHY SYSTEM AT NDUTH	42	5,000,600.00	0.00	0.00	0.00		
MAJOR RENOVATION WORK ON THE GOVERNORS (WHITE HOUSE) CREEK HAVEN	43	50,000,000.00	0.00	0.00	0.00		
EXPANSION OF TOMBIA ROUNDABOUT FROM NIIT WITH ONE SPAN BRIDGE	44	100,000,000.00	0.00	0.00	0.00		
DUALIZATION OF ROAD LINKING TO TOURIST ISLAND BRIDGE TO RIVER NUN	45	121,212,121.21	0.00	0.00	0.00		
MAJOR RENOVATION WORK ON THE GOVERNORS (WHITE HOUSE) CREEK HAVEN	46	100,000,000.00	0.00	0.00	0.00		
MAINTENANCE OF FIRE ALARM / SURGE PROTECTION SYSTEMS IN ANNEX 5 SECRETARIATE COMPLEX YENAGOA	47	15,438,074.40	0.00	0.00	0.00		
RENOVATION OF ANNEX 5 SECRETARIATE COMPLEX YENAGOA	48	39,954,435.00	0.00	0.00	0.00		
INDEPENDENT WATER SUPPLY SOLUTION	49	150,000,000.00	0.00	0.00	0.00		
CONSTRUCTION OF KPANSIA MODERN MARKET PROJECT	50	20,000,000.00	0.00	0.00	0.00		
FUNDS FOR TOTAL GOLF FOR FINAL PREPARATION TOWARDS THE LAUNCH OF GOLF COURSE	51	25,000,000.00	0.00	0.00	0.00		
WORKS AT JUDGES QUARTERS OPOLO	52	50,000,000.00	0.00	0.00	0.00		
LABOUR WORKS AT ONOPA BRIDGE	53	20,000,000.00	0.00	0.00	0.00		
CONSULTANCY FEES FROM JANUARY -JUNE2020 TO MR THEODOREOU THEO	54	28,000,000.00	0.00	0.00	0.00		





**FINANCIAL STATEMENTS**  
OF THE GOVERNMENT OF  
**BAYELSA STATE OF NIGERIA**


**2020**



**BAYELSA STATE GOVERNMENT (LOCAL GOVERNMENT PROJECTS 2020)**  
**NO.12 (B)**

**SCHEDULE OF DETAILED CAPITAL EXPENDITURE BY PROJECT LOCATION AND SENATORIAL DISTRICT 2020**

LOCATION DESCRIPTION	REF NOTE	ACTUAL 2020	FINAL BUDGET YEAR 2020	INITIAL/ ORIGINAL BUDGET 2020	SUPPLEMENTARY BUDGET 2020	VARIANCE ON FINAL BUDGET % ACHIEVED	ACTUAL 2019
CONSTRUCTION OF TPURIST ISLAND BRIDGE	55	200,000,000.00	0.00	0.00	0.00		
CONSTRUCTION OF WORLD CLASS POLO CLUB	56	50,000,000.00	0.00	0.00	0.00		
MAINTENANCE WORK AT ECUMENICAL CENTRE	57	20,000,000.00	0.00	0.00	0.00		
RENOVATION OF SECRETARIATE ANNEX 5	58	20,204,410.20	0.00	0.00	0.00		
TRIGGER ADVISORY SERVICES COVERING THE PERIOD OF 2018-2019 AND UPDATE VOUCHERS FOR 2012-2017	59	23,030,000.00	0.00	0.00	0.00		
ENGAGEMENT OF VERTICUS INTERNATIONAL LTD AS FINANCIAL CONSULTANTS TO BAYELSA OIL COMPANY	60	10,000,000.00	0.00	0.00	0.00		
ACQUISITION OF LAND AND BUILDING FOR ROAD EXPANSION WITHIN OPOLO ELEBELE	61	110,000,000.00	0.00	0.00	0.00		
CONSTRUCTION OF JUDGES QUARTERS	62	25,000,000.00	0.00	0.00	0.00		
INSTALLATION OF BESPOKE SOLAR LIGHT AT THE GOVERNMENT SECRETARIATE	63	16,501,090.00	0.00	0.00	0.00		
INSTALLATION OF BESPOKE SOLAR LIGHT AT THE GOVERNMENT HOUSE BANQUET HALL PREMISES	64	7,687,788.75	0.00	0.00	0.00		
INSTALLATION OF BESPOKE SOLAR LIGHT AT THE OX-BOW LAKE BOAT CLUB	65	12,626,810.92	0.00	0.00	0.00		
INSTALLATION OF BESPOKE SOLAR LIGHT AT THE SPECIALIST HOSPITAL GOVT HOUSE	66	6,607,588.00	0.00	0.00	0.00		
MAINTENANCE WORK AT ISACC BORO EXPRESS WAY	67	150,000,000.00	0.00	0.00	0.00		
PURCHASE OF TOYOTA LAND CRUISER (V8) OFFICIAL CAR FOR THE SPEAKER OF THE HOUSE OF ASSEMBLY	68	87,000,000.00	0.00	0.00	0.00		
PURCHASE OF 3 TOYOTA HILUX VEHICLES FOR THE CONVOY OF SPEAKER AND DEPUTY SPEAKER	69	20,000,000.00	0.00	0.00	0.00		
FURNISHING OF 12 FLAT AT NEW STAFF QUARTERS FOR GOVT HOUSE STAFF	70	250,000,000.00	0.00	0.00	0.00		
CONSTRUCTION OF IJAW NATIONAL CENTRE AS REVALIDATION OF WORKS	71	67,000,000.00	0.00	0.00	0.00		
BALANCE PAYMENT FOR TOXICOLOGY INVESTIGATION STATE	72	110,000,000.00	0.00	0.00	0.00		
PURCHASE OF FURNITURE AND OTHER ITEMS FOR BAYELSA STATE MEDICAL UNIVERSITY YENAGOA	73	65,000,000.00	0.00	0.00	0.00		
CONSTRUCTION OF DRIVE WAY RIGID PAVEMENT AT REDEEMED CHRISTIAN CHURCH OF GOD	74	25,988,550.00	0.00	0.00	0.00		
SHIPPING SET UP OF EQUIPMENT TRAINING OF STAFF AND DATABASE	75	40,000,000.00	0.00	0.00	0.00		
DEMOLITION AND ALTERATION OF ZONAL EDUCATION OFFICE OVOM	76	6,573,183.00	0.00	0.00	0.00		
PROPOSAL FOR WASTE MANAGEMENT SUPPORT FOR INFECTION PREVENTION AND CONTROL (ICP) PROGRAMME IN BAYELSA STATE	77	300,000,000.00	0.00	0.00	0.00		



**FINANCIAL STATEMENTS**  
OF THE GOVERNMENT OF  
**BAYELSA STATE OF NIGERIA**

**2020**



**BAYELSA STATE GOVERNMENT (LOCAL GOVERNMENT PROJECTS 2020)**  
**NO.12 (B)**

**SCHEDULE OF DETAILED CAPITAL EXPENDITURE BY PROJECT LOCATION AND SENATORIAL DISTRICT 2020**

LOCATION DESCRIPTION	REF NOTE	ACTUAL 2020	FINAL BUDGET YEAR 2020	INITIAL/ ORIGINAL BUDGET 2020	SUPPLEMENTARY BUDGET 2020	VARIANCE ON FINAL BUDGET % ACHIEVED	ACTUAL 2019
CIDS/ LUBRICK	78	2,140,884,817.87	0.00	0.00	0.00		
CIDS/MARINE ENERGY 2	79	69,763,966.60	0.00	0.00	0.00		
CIDS/CRONCH	80	96,847,936.29	0.00	0.00	0.00		
CIDS/MARINE ENERGY 1	81	188,978,151.88	0.00	0.00	0.00		
CIDS	82	7,337,675,178.98	0.00	0.00	0.00		
CONSTRUCTION OF GOLF COURSE	83	1,619,870,390.27	0.00	0.00	0.00		
CIDS /F	84	900,046,306.09	0.00	0.00	0.00		
BAYELSA AIRLINES	85	3,192,384,943.77	0.00	0.00	0.00		
BYSG CONTRACTORS SPV	86	4,525,477,505.34	0.00	0.00	0.00		
<b>SUB-TOTAL</b>		<b>27,641,834,512.58</b>	<b>0.00</b>	<b>0.00</b>	<b>0.00</b>		
<b>NOTE 4- BRASS LOCAL GOVERNMENT</b>							
<b>LIST OF PROJECTS</b>							
CONSTRUCTION OF FOUR (4) CLASSROOM AT STATE SCHOOL MINIBIE- AKASSA	1	3,000,000.00	0.00	0.00	0.00		
<b>SUB-TOTAL</b>		<b>3,000,000.00</b>	<b>0.00</b>	<b>0.00</b>	<b>0.00</b>		
<b>NOTE 5-NEMBE LOCAL GOVERNMENT</b>							
<b>LIST OF PROJECTS</b>							
CONSTRUCTION OF 1 ONE HOSTEL BLOCK AT M.S.S.N.N.GS NEMBE	1	10,718,585.58	0.00	0.00	0.00		
VALUATION OF PROPERTY PAYMENT AT NEMBE FOR SECURITY REASONS	2	20,000,000.00	0.00	0.00	0.00		
<b>SUB-TOTAL</b>		<b>30,718,585.58</b>	<b>0.00</b>	<b>0.00</b>	<b>0.00</b>		
<b>NOTE 6- OGBIA LOCAL GOVERNMENT</b>							
<b>LIST OF PROJECTS</b>							
PAYMENT FOR THE PROVISION OF 1 RICE MILL AND HOUSING AT FEDERAL UNIVERSITY OTUOKE FOR AADS	1	18,000,000.00	0.00	0.00	0.00		
PAYMENT FOR THE CLEARING OF LAND AT OTUASEGA	2	7,500,000.00	0.00	0.00	0.00		
PAYMENT FOR THE CLEARING OF LAND AT OTUOPOTI	3	7,500,000.00	0.00	0.00	0.00		
PAYMENT FOR THE CLEARING 37.5 HECTARES OF LAND AT OTUOPOTI	4	7,500,000.00	0.00	0.00	0.00		
PAYMENT FOR THE CLEARING OF 37.5 HECTARES OF LAND AT OTUASEGA	5	7,500,000.00	0.00	0.00	0.00		



**FINANCIAL STATEMENTS**  
OF THE GOVERNMENT OF  
**BAYELSA STATE OF NIGERIA**

**2020**



**BAYELSA STATE GOVERNMENT (LOCAL GOVERNMENT PROJECTS 2020)**  
**NO.12 (B)**


**SCHEDULE OF DETAILED CAPITAL EXPENDITURE BY PROJECT LOCATION AND SENATORIAL DISTRICT 2020**

LOCATION DESCRIPTION	REF NOTE	ACTUAL 2020	FINAL BUDGET YEAR 2020	INITIAL/ ORIGINAL BUDGET 2020	SUPPLEMENTARY BUDGET 2020	VARIANCE ON FINAL BUDGET % ACHIEVED	ACTUAL 2019
PROVISION OF ONE RICE MILL AND HOUSING AT FEDERAL UNIVERSITY OTUOKE	6	36,000,000.00	0.00	0.00	0.00		
COMPLETION OF IMMIRINGI BRIDGE	7	142,000,000.00	0.00	0.00	0.00		
CONSTRUCTION OF OPUME BRIDGE AT OPUME OGBIA TOWN	8	20,000,000.00	0.00	0.00	0.00		
CONSTRUCTION WORK AT IMMIRINGI BRIDGE	9	20,000,000.00	0.00	0.00	0.00		
CONSTRUCTION WORK AT IMMIRINGI BRIDGE	10	30,000,000.00	0.00	0.00	0.00		
SUB-TOTAL		296,000,000.00	0.00	0.00	0.00		
<b>NOTE7- EKEREMOR LOCAL GOVERNMENT</b>							
<b>LIST OF PROJECTS</b>							
CLEARING OF LAND AT AYAMASA	1	9,000,000.00	0.00	0.00	0.00		
CLEARING OF 75HECTARES OF LAND AT AYAMASA	2	6,000,000.00	0.00	0.00	0.00		
CLEARING OF 75HECTARES OF LAND AT AYAMASA	3	15,000,000.00	0.00	0.00	0.00		
CLEARING OF 75HECTARES OF LAND AT ISAMPOU	4	15,000,000.00	0.00	0.00	0.00		
SUB-TOTAL		45,000,000.00	0.00	0.00	0.00		
<b>NOTE 8- SAGBAMA LOCAL GOVERNMENT</b>							
<b>LIST OF PROJECTS</b>							
PAYMENT FOR THE RECONSTRUCTION OF DYKE AT OBOWARE COMMUNITY, SAGBAMA LGA	1	8,000,000.00	0.00	0.00	0.00		
PAYMENT FOR OUTSTANDING ACCOMODATION PAYMENT AND SALARIES OF THE WORKERS AT THE 60TPH CASSAVA STARCH FACTORY AT EBEDEBIRI COMMUNITY	2	24,000,000.00	0.00	0.00	0.00		
RENOVATION OF A CIVIC CENTRE BOOTH AT TORU ANGIAMA COMMUNITY	3	2,300,000.00	0.00	0.00	0.00		
CONSTRUCTION OF TWENTY UNITS OF CONCRETE TANKS AT ANGALABIRI FISH FARM	4	24,000,000.00	0.00	0.00	0.00		
PAYMENT FOR OUTSTANDING WORK AND PAYMENT FOR THE STATE CASSAVA STARCH FACTORY PROJECT AT EBEDEBIRI	5	100,000,000.00	0.00	0.00	0.00		
MAINTENANCE OF FAILED SECTIONS ALONG THE SAGBAMA ROAD AND BETWEEN ALEIBIRI AND ISAMPOU	6	25,194,750.00	0.00	0.00	0.00		
CLEARING OF 50 HECTARES OF LAND AT OFONI COMMUNITY SAGBAMA LGA	7	10,000,000.00	0.00	0.00	0.00		
REHABILITATION OF ACCESS ROAD AT SPECIAL	8	15,000,000.00	0.00	0.00	0.00		



**FINANCIAL STATEMENTS**  
OF THE GOVERNMENT OF  
**BAYELSA STATE OF NIGERIA**


**2020**



**BAYELSA STATE GOVERNMENT (LOCAL GOVERNMENT PROJECTS 2020)**  
**NO.12 (B)**


**SCHEDULE OF DETAILED CAPITAL EXPENDITURE BY PROJECT LOCATION AND SENATORIAL DISTRICT 2020**

LOCATION DESCRIPTION	REF NOTE	ACTUAL 2020	FINAL BUDGET YEAR 2020	INITIAL/ ORIGINAL BUDGET 2020	SUPPLEMENTARY BUDGET 2020	VARIANCE ON FINAL BUDGET % ACHIEVED	ACTUAL 2019
PROTECTION UNIT BASE, TORU ORUA							
PAYMENT IRO PROVISION OF ONE RICE MILL AND HOUSING AT OFONI	9	18,000,000.00	0.00	0.00	0.00		
CONSTRUCTION OF TWENTY UNITS OF CONCRETE TANKS AT ANGALABIRI FISH FARM	10	24,900,000.00	0.00	0.00	0.00		
CLEARING OF 50 HECTARES OF LAND AT OFONI COMMUNITY SAGBAMA LGA	11	10,000,000.00	0.00	0.00	0.00		
CLEARING OF 300 HECTARES OF AGRICULTURAL LAND AT EBEDEBIRI	12	60,000,000.00	0.00	0.00	0.00		
CLEARING OF 300 HECTARES OF AGRICULTURAL LAND AT EBEDEBIRI	13	60,000,000.00	0.00	0.00	0.00		
CLEARING OF 400 HECTARES OF AGRICULTURAL LAND AT BOLOU-ORUA	14	80,000,000.00	0.00	0.00	0.00		
CLEARING OF 500 HECTARES OF LAND AT OFONI COMMUNITY SAGBAMA LGA	15	100,000,000.00	0.00	0.00	0.00		
IN RESPECT OF OUTSTANDING LAND COMPENSATION FOR OFONI AND EBEDEBIRI COMMUNITIES	16	100,000,000.00	0.00	0.00	0.00		
SANDFILLING OF ORUA -EBENI ROAD BY JIL-PENIEL NIGERIA LTD	17	548,571,428.57	0.00	0.00	0.00		
SANDFILLING OF ORUA -EBENI ROAD BY JIL-PENIEL NIGERIA LTD	18	257,142,857.14	0.00	0.00	0.00		
SANDFILLING OF ORUA -EBENI ROAD BY JIL-PENIEL NIGERIA LTD	19	205,714,285.71	0.00	0.00	0.00		
SANDFILLING OF ORUA -EBENI ROAD BY JIL-PENIEL NIGERIA LTD	20	257,142,857.14	0.00	0.00	0.00		
SANDFILLING OF ORUA -EBENI ROAD BY JIL-PENIEL NIGERIA LTD	21	308,571,428.57	0.00	0.00	0.00		
SANDFILLING OF ORUA -EBENI ROAD BY JIL-PENIEL NIGERIA LTD	22	205,714,285.71	0.00	0.00	0.00		
SANDFILLING OF ORUA -EBENI ROAD BY JIL-PENIEL NIGERIA LTD	23	308,571,428.57	0.00	0.00	0.00		
SANDFILLING OF ORUA -EBENI ROAD BY JIL-PENIEL NIGERIA LTD	24	228,571,428.57	0.00	0.00	0.00		
SANDFILLING OF ORUA -EBENI ROAD BY JIL-PENIEL NIGERIA LTD	25	177,142,857.14	0.00	0.00	0.00		
SANDFILLING OF ORUA -EBENI ROAD BY JIL-PENIEL NIGERIA LTD	26	171,428,571.43	0.00	0.00	0.00		
SANDFILLING OF ORUA -EBENI ROAD BY JIL-PENIEL NIGERIA LTD	27	240,000,000.00	0.00	0.00	0.00		
SANDFILLING OF UNIVERSITY OF AFRICA TORU ORUA	28	436,363,636.36	0.00	0.00	0.00		
SUPPLY OF DIESEL TO THE UNIVERSITY OF AFRICA AT THE CAMPUSESS OF TORU-ORUA, BOLO-ORUA AND SENANTE BUILDING	29	152,000,000.00	0.00	0.00	0.00		



**FINANCIAL STATEMENTS**  
OF THE GOVERNMENT OF  
**BAYELSA STATE OF NIGERIA**

**2020**



**BAYELSA STATE GOVERNMENT (LOCAL GOVERNMENT PROJECTS 2020)**

**NO.12 (B)**

**SCHEDULE OF DETAILED CAPITAL EXPENDITURE BY PROJECT LOCATION AND SENATORIAL DISTRICT 2020**

LOCATION DESCRIPTION	REF NOTE	ACTUAL 2020	FINAL BUDGET YEAR 2020	INITIAL/ ORIGINAL BUDGET 2020	SUPPLEMENTARY BUDGET 2020	VARIANCE ON FINAL BUDGET % ACHIEVED	ACTUAL 2019
PAYMENT MADE TO CONFIT SYSTEM TECH FOR THE FUMIGATION OF THE PREMISES OF THE UNIVERSITY OF AFRICA TORU -ORUA	30	90,909,090.91	0.00	0.00	0.00		
CLEARING OF UNIVERSITY OF AFRICA TORU-ORUA	31	442,424,242.42	0.00	0.00	0.00		
SANDFILLING OF UNIVERSITY OF AFRICA TORU ORUA BY PRENANGEL NIG LTD	32	436,363,636.36	0.00	0.00	0.00		
CONSTRUCTION OF ORUA-EBENI AND EKEKREMOR ROAD DREDGING	33	278,787,878.79	0.00	0.00	0.00		
SUPPLY AND INSTALLATION OF 60 NO. ALL - IN -ONE 100 WATTS SOLAR LED STREET LIGHTS FOR BOLOU-ORUA COMMUNITY BAYELSA STATE	34	30,000,000.00	0.00	0.00	0.00		
RENT FOR UNIVERSITY OF AFRICA SENIOR STAFF QUARTERS	35	168,000,000.00	0.00	0.00	0.00		
CONSTRUCTION OF STAFF QUARTERS AT THE UNIVERSITY OF AFRICA TORU-ORUA	36	13,428,437.49	0.00	0.00	0.00		
CONSTRUCTION OF 2.2KM RIGID CONCRETES PAVEMENT AND OVERLAY OF EXISTING CONCRETES PAVEMENTS AT BOLOU ORUA	37	75,000,000.00	0.00	0.00	0.00		
COMMISIONING OF EBEDEBIRI INTEGRATED POULTRY FARM	38	20,000,000.00	0.00	0.00	0.00		
CONSTRUCTION OF SCIENCE LAB AT COMMUNITY SECONDARY SCHOOL KABEAMA	39	27,602,570.00	0.00	0.00	0.00		
CONSTRUCTION OF ADMINISTRATIVE BLOCK AT RIVER NUN GRAMMER SCH AT AGBERE ODONI	40	2,941,176.46	0.00	0.00	0.00		
CONSTRUCTION OF 2 STOREY HOSTEL BLOCK IN AFRICA UNIVERSITY TORU-ORUA	41	165,418,000.00	0.00	0.00	0.00		
COMPENSATION OF A PROPERTY ACQUIRED IN TORU -ORUA FOR NAVAL BASE	42	150,000,000.00	0.00	0.00	0.00		
INSTALLATION OF BESPOKE SOLAR LIGHT AT THE UNIVERSITY OF AFRICA	43	14,114,160.40	0.00	0.00	0.00		
INSTALLATION OF BESPOKE SOLAR LIGHT AT THE TORU-ORUA TOWN	44	72,462,561.93	0.00	0.00	0.00		
SANDFILLING OF TORU-ORUA	45	85,000,000.00	0.00	0.00	0.00		
CONSTRUCTION OF RIGID PAVEMENT AT ADAGBABIRI	46	28,000,000.00	0.00	0.00	0.00		
CONSTRUCTION OF ACCESS ROAD TUNGBO	47	10,000,000.00	0.00	0.00	0.00		
FENCING OF SCHOOL OF AGRICULTURE OFONI	48	50,000,000.00	0.00	0.00	0.00		
<b>SUB-TOTAL</b>		<b>6,318,781,569.67</b>	<b>0.00</b>	<b>0.00</b>	<b>0.00</b>		
<b>GRAND TOTAL</b>		<b>38,095,370,059.05</b>	<b>0.00</b>	<b>0.00</b>	<b>0.00</b>		



**FINANCIAL STATEMENTS**  
OF THE GOVERNMENT OF  
**BAYELSA STATE OF NIGERIA**


**2020**



**NOTES ON THE FINANCIAL STATEMENTS**  
**NO.12 (C)**


**SCHEDULE OF DETAILED CAPITAL EXPENDITURE BY PROGRAMME, 2020**

PROGRAMME CODE	PROGRAMME DESCRIPTION	REF NOTE	ACTUAL 2020	FINAL BUDGET YEAR 2020	INITIAL/ORIGINAL BUDGET 2020	SUPPLEMENTARY BUDGET 2020	VARIANCE ON FINAL BUDGET % ACHIEVED	ACTUAL 2019
1	ECONOMIC EMPOWERMENT THROUGH AGRICULTURE	1	1,527,181,063.69	1,634,627,685.47	1,634,627,685.47	0.00	6.57	1,690,076,491.59
2	SOCIETAL RE-ORIENTATION	2	1,336,129,180.44	1,430,134,122.04	1,430,134,122.04	0.00	6.50	1,478,646,226.88
3	POVERTY ALLEVIATION	3	763,428,372.95	817,140,274.97	817,140,274.97	0.00	5.87	844,858,790.37
4	IMPROVEMENT TO HUMAN HEALTH	4	6,107,100,547.27	6,536,772,796.56	6,536,772,796.56	0.00	4.25	6,758,509,067.55
5	ENHANCING SKILLS AND KNOWLEDGE	5	5,710,447,831.17	6,112,213,111.62	6,112,213,111.62	0.00	7.12	6,319,547,737.59
6	HOUSING AND URBAN DEVELOPMENT	6	3,806,965,220.77	4,074,808,741.07	4,074,808,741.07	0.00	8.45	4,213,031,825.05
7	GENDER	7	380,696,522.07	407,480,874.10	407,480,874.10	0.00	5.12	421,303,182.50
8	YOUTH	8	1,522,786,088.31	1,629,923,496.43	1,629,923,496.43	0.00	9.12	1,685,212,730.02
9	ENVIRONMENTAL IMPROVEMENT	9	1,332,437,827.26	1,426,183,059.37	1,426,183,059.37	0.00	4.98	1,474,561,138.76
10	WATER RESOURCES AND RURAL DEVELOPMENT	10	1,142,089,566.23	1,222,442,622.31	1,222,442,622.31	0.00	6.57	1,263,909,547.51
11	INFORMATION COMMUNICATION AND TECHNOLOGY	11	380,696,522.07	407,480,874.10	407,480,874.10	0.00	5.31	421,303,182.50
12	GROWING THE PRIVATE SECTOR	12	380,696,522.07	407,480,874.10	407,480,874.10	0.00	9.15	421,303,182.50
13	REFORM OF GOVERNMENT AND GOVERNANCE	13	1,522,786,088.31	1,629,923,496.43	1,629,923,496.43	0.00	8.45	1,685,212,730.02
14	POWER GENERATION AND DISTRIBUTION	14	4,949,054,786.99	5,297,251,363.38	5,297,251,363.38	0.00	6.45	5,476,941,372.56
15	TRANSPORTATION	15	4,187,661,742.84	4,482,289,615.17	4,482,289,615.17	0.00	8.21	4,634,335,007.55
16	ROAD	16	3,045,572,176.62	3,259,846,992.88	3,259,846,992.88	0.00	6.45	3,370,425,460.05
	<b>GRAND TOTAL</b>		<b>38,095,730,059.05</b>	<b>40,776,000,000.00</b>	<b>40,776,000,000.00</b>	<b>0.00</b>		<b>42,159,177,673.00</b>



**FINANCIAL STATEMENTS**  
OF THE GOVERNMENT OF  
**BAYELSA STATE OF NIGERIA**

**2020**



**SUMMARY OF CAPITAL EXPENDITURE BY PROGRAMME AND PROGRAMME OBJECTIVES**

Programme Code	Programme Description and	Programme Objectives Description	ACTUAL 2020	FINAL BUDGET YEAR 2020	INITIAL/ ORIGINAL BUDGET 2020	SUPPLEMENTARY BUDGET 2020	VARIANCE ON FINAL BUDGET % ACHIEVED	ACTUAL 2019
	Programme Objectives Code							
<b>Economic Empowerment Through Agriculture (General)</b>								
10101		Purchase of Fertilizer	0.00	0.00	0.00	0.00	0.00	0.00
10202		Purchase of improved seedlings	0.00	82,693,874.64	82,693,874.64	0.00	100.00	0.00
10203		Establishment of Agricultural Co-operative Society	881,277,446.19	681,372,517.86	681,372,517.86	0.00	-29.33	975,278,131.58
10301		Finance Management Training for Farmers	152,718,106.37	347,480,433.61	347,480,433.61	0.00	56.05	169,007,649.16
10302		Purchase of Modernized Farm Equipment	30,543,621.27	32,692,553.71	32,692,553.71	0.00	6.57	33,801,529.83
10303		Appropriate Farming Technology	76,359,053.18	99,385,264.02	99,385,264.02	0.00	23.17	84,503,824.58
10305		Training of Farmers on Modern Technology of Farming	233,564,730.30	227,540,273.07	227,540,273.07	0.00	-2.65	258,477,707.28
10306		Construction of Silos / Storage facilities	152,718,106.37	163,462,768.55	163,462,768.55	0.00	6.57	169,007,649.16
		<b>Sub-Total</b>	<b>1,527,181,063.69</b>	<b>1,634,627,685.47</b>	<b>1,634,627,685.47</b>	<b>0.00</b>	<b>6.57</b>	<b>1,690,076,491.59</b>
<b>Societal Re-Orientation (General)</b>								
20101		Enlightenment Campaign on Government Policies	160,335,501.66	166,320,542.07	166,320,542.07	0.00	3.60	177,437,547.23
20102		Partnering with NGOs, CBO, CSO, FBOs, etc	66,806,459.02	76,802,258.68	76,802,258.68	0.00	13.01	73,932,311.34
20201		Empowering relevant Anti-corruption Agencies	267,225,836.09	282,496,456.02	282,496,456.02	0.00	5.41	295,729,245.38
20202		Sanitization of the Public against Corruption	40,083,875.42	46,434,392.04	46,434,392.04	0.00	13.68	44,359,386.81
20301		Establishment of more Schools	334,032,295.11	339,881,688.59	339,881,688.59	0.00	1.72	369,661,556.72
20302		Teachers Training and Retraining	187,058,085.26	200,218,777.09	200,218,777.09	0.00	6.57	207,010,471.76



**FINANCIAL STATEMENTS**  
OF THE GOVERNMENT OF  
**BAYELSA STATE OF NIGERIA**


**2020**



**SUMMARY OF CAPITAL EXPENDITURE BY PROGRAMME AND PROGRAMME OBJECTIVES**

Programme Code	Programme Description and	Programme Objectives Description	ACTUAL 2020	FINAL BUDGET YEAR 2020	INITIAL/ ORIGINAL BUDGET 2020	SUPPLEMENTARY BUDGET 2020	VARIANCE ON FINAL BUDGET % ACHIEVED	ACTUAL 2019
	Programme Objectives Code							
	20303	Provision of Teaching Aids	0.00	0.00	0.00	0.00		
			213,780,668.87	246,473,301.45	246,473,301.45	0.00	13.26	236,583,396.30
	20304	Establishment of Public Libraries	66,806,459.02	71,506,706.10	71,506,706.10	0.00	6.57	73,932,311.34
		<b>Sub-Total</b>	<b>1,336,129,180.44</b>	<b>1,430,134,122.04</b>	<b>1,430,134,122.04</b>	<b>0.00</b>	<b>6.57</b>	<b>1,478,646,226.88</b>
	<b>Poverty Alleviation</b>							
	30101	Provision of Micro Credit Facilities	114,514,255.95	115,510,988.96	115,510,988.96	0.00	0.86	126,728,818.56
	30102	Empowering of Relevant Poverty Alleviation Agencies	15,268,567.46	23,402,857.78	23,402,857.78	0.00	34.76	16,897,175.81
	30103	Vocational Training	152,685,674.59	165,193,068.06	165,193,068.06	0.00	7.57	168,971,758.07
	30201	Provision of Safe Drinking Water	82,130,467.03	86,143,839.66	86,143,839.66	0.00	4.66	90,890,841.22
	30202	Provision of Healthcare Sanitation	92,605,578.37	103,356,984.24	103,356,984.24	0.00	10.40	102,483,271.12
	30204	Provision of Basic Education	115,366,736.32	119,247,467.51	119,247,467.51	0.00	3.25	127,672,228.00
	30205	Provision of Stable Electricity supply	190,857,093.24	204,285,068.74	204,285,068.74	0.00	6.57	211,214,697.59
		<b>Sub-Total</b>	<b>763,428,372.95</b>	<b>817,140,274.97</b>	<b>817,140,274.97</b>	<b>0.00</b>	<b>6.57</b>	<b>844,858,790.37</b>
	<b>Improvement to Human Health (General)</b>							
	40101	Construction / Rehabilitation of Health Centres	1,221,420,109.45	1,272,056,184.66	1,272,056,184.66	0.00	3.98	1,351,701,813.51
	40102	Equipping Health Centres	916,065,082.09	1,015,814,294.14	1,015,814,294.14	0.00	9.82	1,013,776,360.13
	40103	Provision of Affordable Drugs	366,426,032.83	395,030,237.77	395,030,237.77	0.00	7.24	405,510,544.05
	40105	Training and Retraining Health Personnel	427,497,038.31	454,750,225.79	454,750,225.79	0.00	5.99	473,095,634.73
	40201	Prevention of Mother to Child Transmission	244,284,021.89	291,474,530.32	291,474,530.32	0.00	16.19	270,340,362.70
	40202	Provision of Anti-Retroviral drugs / Commodities	610,710,054.73	623,673,661.20	623,673,661.20	0.00	2.08	675,850,906.76






**FINANCIAL STATEMENTS**  
OF THE GOVERNMENT OF  
**BAYELSA STATE OF NIGERIA**

**2020**



**SUMMARY OF CAPITAL EXPENDITURE BY PROGRAMME AND PROGRAMME OBJECTIVES**

Programme Code	Programme Description and Programme Objectives Code	Programme Objectives Description	ACTUAL 2020	FINAL BUDGET YEAR 2020	INITIAL/ ORIGINAL BUDGET 2020	SUPPLEMEN TARY BUDGET 2020	VARIANCE ON FINAL BUDGET % ACHIEVED	ACTUAL 2019
	40203	Provision of Testing and Counseling Services	335,890,530.10	361,287,422.54	361,287,422.54	0.00	7.03	371,717,998.72
	40204	Strengthen Health Public-Private Partnership	274,819,524.63	292,389,857.11	292,389,857.11	0.00	6.01	304,132,908.04
	40301	Immunization	732,852,065.68	809,121,597.85	809,121,597.85	0.00	9.43	811,021,088.11
	40302	Provision of drugs and other Commodities	610,710,054.73	628,968,417.40	628,968,417.40	0.00	2.90	675,850,906.76
	40303	Awareness Campaign	366,426,032.83	392,206,367.79	392,206,367.79	0.00	6.57	405,510,544.05
		<b>Sub-Total</b>	<b>6,107,100,547.27</b>	<b>6,536,772,796.56</b>	<b>6,536,772,796.56</b>	<b>0.00</b>	<b>6.57</b>	<b>6,758,509,067.55</b>
<b>Enhancing Quality Education (General)</b>								
	50101	Establishment of Bursary Scheme	228,417,913.24	238,151,417.54	238,151,417.54	0.00	4.09	252,781,909.50
	50102	Provision of Teaching Aids	685,253,739.74	739,802,680.32	739,802,680.32	0.00	7.37	758,345,728.51
	50103	Enlightenment of Stakeholders (PTA)	428,283,587.34	461,936,598.33	461,936,598.33	0.00	7.29	473,966,080.32
	50104	Construction/Rehabilitation of School Infrastructure	1,713,134,349.35	1,830,143,318.53	1,830,143,318.53	0.00	6.39	1,895,864,321.28
	50105	Training and Retraining of Teachers	856,567,174.68	939,715,963.98	939,715,963.98	0.00	8.85	947,932,160.64
	50201	Review of Curriculum contents	342,626,869.87	366,732,786.70	366,732,786.70	0.00	6.57	379,172,864.26
	50202	Investment in Research and Development	571,044,783.12	588,337,313.93	588,337,313.93	0.00	2.94	631,954,773.76
	50203	Training and Retraining of Teachers / Instructors	256,970,152.40	270,120,729.08	270,120,729.08	0.00	4.87	284,379,648.19
	50204	Recruitment of Qualified Teachers	85,656,717.46	96,612,057.62	96,612,057.62	0.00	11.34	94,793,216.06
	50301	Community Sensitization	228,417,913.24	248,009,139.42	248,009,139.42	0.00	7.90	252,781,909.50
	50302	Establishment of more Girls Schools	314,074,630.72	332,651,106.18	332,651,106.18	0.00	5.58	347,575,125.57
		<b>Sub-Total</b>	<b>5,710,447,831.17</b>	<b>6,112,213,111.62</b>	<b>6,112,213,111.62</b>	<b>0.00</b>	<b>6.57</b>	<b>6,319,547,737.59</b>




**FINANCIAL STATEMENTS**  
OF THE GOVERNMENT OF  
**BAYELSA STATE OF NIGERIA**

**2020**



**SUMMARY OF CAPITAL EXPENDITURE BY PROGRAMME AND PROGRAMME OBJECTIVES**

Programme Code	Programme Description and Programme Objectives	Programme Objectives Description	ACTUAL 2020	FINAL BUDGET YEAR 2020	INITIAL/ ORIGINAL BUDGET 2020	SUPPLEMENTARY BUDGET 2020	VARIANCE ON FINAL BUDGET % ACHIEVED	ACTUAL 2019
	Programme Objectives Code							
<b>Housing and Urban Development (General)</b>								
60102		Empowering of Mortgage Institutions	571,044,783.12	600,659,466.28	600,659,466.28	0.00	4.93	631,954,773.76
60103		Provision of Basic Infrastructure	3,235,920,437.65	3,474,149,274.79	3,474,149,274.79	0.00	6.86	3,581,077,051.29
		<b>Sub-Total</b>	<b>3,806,965,220.77</b>	<b>4,074,808,741.07</b>	<b>4,074,808,741.07</b>	<b>0.00</b>	<b>6.57</b>	<b>4,213,031,825.05</b>
<b>Gender (General)</b>								
70101		Provision of Credit Facilities & Investment	87,560,200.07	102,522,138.44	102,522,138.44	0.00	14.59	96,899,731.97
70102		Establishment of Vocational Training Centres	197,962,191.48	208,369,439.57	208,369,439.57	0.00	4.99	219,077,654.90
70103		Sanitization of Communities	95,174,130.52	96,589,296.09	96,589,296.09	0.00	1.47	105,325,795.63
		<b>Sub-Total</b>	<b>380,696,522.07</b>	<b>407,480,874.10</b>	<b>407,480,874.10</b>	<b>0.000</b>	<b>6.57</b>	<b>421,303,182.50</b>
<b>Youth Development (General)</b>								
80101		Provision of Vocational Training Schemes	365,468,661.19	393,294,008.12	393,294,008.12	0.00	7.07	404,451,055.20
80102		Provision of Micro Credit Facilities	243,645,774.13	265,012,497.38	265,012,497.38	0.00	8.06	269,634,036.80
80202		Youth Vocational Training	685,253,739.75	729,240,835.44	729,240,835.44	0.00	6.03	758,345,728.52
80203		Recreational Schemes	228,417,913.24	242,376,155.49	242,376,155.49	0.00	5.76	252,781,909.50
		<b>Sub-Total</b>	<b>1,522,786,088.31</b>	<b>1,629,923,496.43</b>	<b>1,629,923,496.43</b>	<b>0.00</b>	<b>6.57</b>	<b>1,685,212,730.02</b>
<b>Environmental Improvement</b>								
90101		Afforestation and Reafforestation Scheme	266,487,565.45	281,715,996.91	281,715,996.91	0.00	5.41	294,912,227.75
90102		Procurement of Waste Management Equipment	133,243,782.73	146,138,920.90	146,138,920.90	0.00	8.82	147,456,113.88
90103		Provision of Drainages	932,706,479.08	998,328,141.56	998,328,141.56	0.00	6.57	1,032,192,797.13
		<b>Sub-Total</b>	<b>1,332,437,827.26</b>	<b>1,426,183,059.37</b>	<b>1,426,183,059.37</b>	<b>0.00</b>	<b>6.57</b>	<b>1,474,561,138.76</b>
<b>Water Resources (General)</b>								
100102		Borehole Water supply Schemes	513,940,304.80	567,702,254.84	567,702,254.84	0.00	9.47	568,759,296.41




**FINANCIAL STATEMENTS**  
OF THE GOVERNMENT OF  
**BAYELSA STATE OF NIGERIA**

**2020**



**SUMMARY OF CAPITAL EXPENDITURE BY PROGRAMME AND PROGRAMME OBJECTIVES**

Programme Code	Programme Description and Programme Objectives Code	Programme Objectives Description	ACTUAL 2020	FINAL BUDGET YEAR 2020	INITIAL/ ORIGINAL BUDGET 2020	SUPPLEMENTARY BUDGET 2020	VARIANCE ON FINAL BUDGET % ACHIEVED	ACTUAL 2019
	100103	Construction / Rehabilitation of Water Plants	628,149,261.42	654,740,367.48	654,740,367.48	0.00	4.06	695,150,251.16
		<b>Sub-Total</b>	<b>1,142,089,566.23</b>	<b>1,222,442,622.31</b>	<b>1,222,442,622.31</b>	<b>0.00</b>	<b>6.57</b>	<b>1,263,909,547.57</b>
<b>ICT (General)</b>								
	110101	Establishment of ICT Training Centres	133,243,782.72	146,138,920.90	146,138,920.90	0.00	8.82	147,456,113.87
	110102	Provision of ICT Infrastructure	171,313,434.94	183,366,393.35	183,366,393.35	0.00	6.57	189,586,432.13
	110103	Training and Retraining on ICT	76,139,304.41	77,975,559.86	77,975,559.86	0.00	2.35	84,260,636.50
		<b>Sub-Total</b>	<b>380,696,522.07</b>	<b>407,480,874.10</b>	<b>407,480,874.10</b>	<b>0.00</b>	<b>6.57</b>	<b>421,303,182.50</b>
<b>Private Sector Growth and Development (General)</b>								
	120102	Public-Private Partnership	175,120,400.15	180,399,972.17	180,399,972.17	0.00	2.93	193,799,463.95
	120103	Review of Existing Business Legal Frame Work	34,262,686.99	43,714,508.59	43,714,508.59	0.00	21.62	37,917,286.43
	120104	Provision of Appropriate Infrastructure	7,613,930.43	11,670,232.44	11,670,232.44	0.00	34.76	8,426,063.64
	120105	Bailout / Supporting Financial Scheme	163,699,504.50	171,696,160.90	171,696,160.90	0.00	4.66	181,160,368.48
		<b>Sub-Total</b>	<b>380,696,522.07</b>	<b>407,480,874.10</b>	<b>407,480,874.10</b>	<b>0.00</b>	<b>6.57</b>	<b>421,303,182.50</b>
<b>Reform of Government and Governance (General)</b>								
	130101	Review of Political Structures	380,696,522.08	402,199,951.67	402,199,951.67	0.00	5.35	421,303,182.51
	130102	Review of Civil Service Structures	243,645,774.13	266,068,681.87	266,068,681.87	0.00	8.43	269,634,036.80
	130103	Practices	532,975,130.91	573,993,838.71	573,993,838.71	0.00	7.15	589,824,455.51
	130104	Training and Retraining	365,468,661.19	387,661,024.18	387,661,024.18	0.00	5.72	404,451,055.20
		<b>Sub-Total</b>	<b>1,522,786,088.31</b>	<b>1,629,923,496.43</b>	<b>1,629,923,496.43</b>	<b>0.00</b>	<b>6.57</b>	<b>1,685,212,730.02</b>



**FINANCIAL STATEMENTS**  
OF THE GOVERNMENT OF  
**BAYELSA STATE OF NIGERIA**

**2020**




**SUMMARY OF CAPITAL EXPENDITURE BY PROGRAMME AND PROGRAMME OBJECTIVES**

Programme Code	Programme Description and	Programme Objectives Description	ACTUAL 2020	FINAL BUDGET YEAR 2020	INITIAL/ ORIGINAL BUDGET 2020	SUPPLEMENTARY BUDGET 2020	VARIANCE ON FINAL BUDGET % ACHIEVED	ACTUAL 2019
	Programme Objectives Code							
<b>Power Generation and Distribution (General)</b>								
	140101	Construction / Rehabilitation of Power Generating Plants	3,216,885,611.55	3,425,610,311.40	3,425,610,311.40	0.00	6.09	3,560,011,892.17
	140102	Upgrade Distribution Facilities	1,187,773,148.87	1,288,943,402.01	1,288,943,402.01	0.00	7.85	1,314,465,929.41
	140103	Protection of Power Infrastructure	544,396,026.57	582,697,649.97	582,697,649.97	0.00	6.57	602,463,550.98
		<b>Sub-Total</b>	<b>4,949,054,786.99</b>	<b>5,297,251,363.38</b>	<b>5,297,251,363.38</b>	<b>0.00</b>	<b>6.57</b>	<b>5,476,941,372.56</b>
<b>Transportation (General)</b>								
	150101	Construction of New Roads	1,005,038,818.28	1,051,105,202.93	1,051,105,202.93	0.00	4.38	1,112,240,401.81
	150102	Upgrading / Rehabilitation of Existing Roads	2,428,843,810.85	2,610,289,821.68	2,610,289,821.68	0.00	6.95	2,687,914,304.38
	150103	Concessionairing arrangement for Road	753,779,113.71	820,894,590.57	820,894,590.57	0.00	8.18	834,180,301.36
		<b>Sub-Total</b>	<b>4,187,661,742.84</b>	<b>4,482,289,615.17</b>	<b>4,482,289,615.17</b>	<b>0.00</b>	<b>6.57</b>	<b>4,634,335,007.55</b>
<b>Roads</b>								
	160101	Rehabilitation and reconstruction of the major trunk roads	2,649,647,793.66	2,818,463,809.01	2,818,463,809.01	0.00	5.99	2,932,270,150.23
	160102	Concessioning of major and viable routes through PPP	395,924,382.97	441,383,183.87	441,383,183.87	0.00	10.30	438,155,309.81
		<b>Sub-Total</b>	<b>3,045,572,176.62</b>	<b>3,259,846,992.88</b>	<b>3,259,846,992.88</b>	<b>0.00</b>	<b>6.57</b>	<b>3,370,425,460.04</b>
<b>Grand Total</b>			<b>38,095,730,059.05</b>	<b>40,776,000,000.00</b>	<b>40,776,000,000.00</b>	<b>0.00</b>		<b>42,159,177,673.00</b>



**FINANCIAL STATEMENTS**  
OF THE GOVERNMENT OF  
**BAYELSA STATE OF NIGERIA**

**2020**



## **NOTES ON THE FINANCIAL STATEMENTS**

### **NO.13**

#### **LIABILITIES OVER ASSETS**

<b>S/N</b>	<b>DESCRIPTION</b>	<b>REF</b>	<b>YEAR 2020</b>	<b>YEAR 2019</b>
			<b>₦</b>	<b>₦</b>
1	EXTERNAL LOANS(OUTSTANDING)	9(a)	23,929,278,665.28	18,222,612,493.32
2	INTERNAL LOANS(OUTSTANDING)	9(b&c)	75,275,465,477.83	80,412,805,501.73
	<b>TOTAL</b>		<b>99,204,744,143.11</b>	<b>98,635,417,995.05</b>



**FINANCIAL STATEMENTS**  
OF THE GOVERNMENT OF  
**BAYELSA STATE OF NIGERIA**

**2020**



**NOTES ON THE FINANCIAL STATEMENTS**  
**NO.14**


**DETAILED ANALYSIS OF PROGRAM RECURRENT EXPENDITURE**

Bayelsa State participated in the World Bank assisted States Fiscal Transparency, Accountability and Sustainability Program for Results (SFTAS PforR) having not met the Eligibility Criteria for the Original DLIs for 2019. The amount of Grant earned is determined by Disbursement Linked Results achieved by the State as defined in Subsidiary Grant Agreement. The achievement of performance by the State is verified by an Independent Verification Agent. The Program Expenditure Framework for SFTAS Program comprises expenditures incurred in the following lines.

MDA	2020			2019			2018		
	PERSONNEL	OVERHEAD	TOTAL	PERSONNEL	OVERHEAD	TOTAL	PERSONNEL	OVERHEAD	TOTAL
	NAIRA'000								
MINISTRY OF FINANCE	4,762,426.00	264,546.00	5,026,972.00	2,590,798.00	1,352,831.00	3,943,629.00	2,584,098.00	1,342,911.00	3,927,009.00
MINISTRY OF BUDGET & ECONOMIC PLANNING	197,917.00	575,459.00	773,376.00	130,424.00	707,809.00	838,233.00	104,256.00	670,000.00	774,256.00
STATE BOARD OF INTERNAL REVENUE	87,718.00	165,984.00	253,702.00	66,977.00	700,000.00	766,977.00	62,107.00	446,431.00	508,538.00
OFFICE OF THE ACCOUNTANT GENERAL	832,236.00	382,708.00	1,214,944.00	285,063.00	291,990.00	577,053.00	264,467.00	255,884.00	520,351.00
<b>TOTAL</b>	<b>5,880,297.00</b>	<b>1,388,697.00</b>	<b>7,268,994.00</b>	<b>3,073,262.00</b>	<b>3,052,630.00</b>	<b>6,125,892.00</b>	<b>3,014,928.00</b>	<b>2,715,226.00</b>	<b>5,730,154.00</b>


The State was found eligible to participate in the Additional Financing Program for 2020 and disbursements occurred during the year for DLI 11.1 and 13.1. Verification and disbursement for 2020 is to occur in 2021. The disbursements below were received as grants from the Federal Government in the State's Consolidated Revenue Fund and are reflected in the activity and balances under note No. 3(C) (Statement of Grants).

	2020	2019
	#	
AMOUNT EARNED FOR 2019 PERFORMANCE	0.00	0.00
AMOUNT EARNED FOR 2020 PERFORMANCE	2,850,000,000.00	0.00
<b>TOTAL</b>	<b>2,850,000,000.00</b>	<b>0.00</b>



**FINANCIAL STATEMENTS**  
OF THE GOVERNMENT OF  
**BAYELSA STATE OF NIGERIA**

**2020**



## **NOTES ON THE FINANCIAL STATEMENTS** **NO.15**

### **DISCLOSURE OF COVID-19 RESPONSE EXPENDITURE**

The State Government Budgeted a total of N29,483,000.00 for COVID-19 Response Expenditure in the year 2020. The actual expenditure for Covid-19 activities is N4,965,005,451.82. This represents 16.84% of the budgeted Covid-19 response expenditure.


Below is the budget and actual of COVID-19 response expenditures

<b>COA</b>	<b>SECTOR</b>	<b>DESCRIPTION</b>	<b>COVID-19 BUDGET</b>	<b>ACTUAL EXPENDITURE</b>	<b>PERCENTAGE %</b>
01	ADMINISTRATIVE	Provision of Palliatives, Public enlightenment , compliance monitoring, etc	1,700,000,000.00	549,555,000.00	1.87
02	ECONOMIC	Provision of starter packs, access road to health facilities, provision and construction of agricultural facilities and input, etc	23,183,758,000.00	2,561,972,182.00	8.69
03	JUDICIARY	-	-	-	-
04	REGIONAL	-	-	-	-
05	SOCIAL	Cleaning and Fumigation, PPE, drugs distribution and medical supplies, upgrading of health facilities, etc	4,600,000,000.00	1,853,478,269.82	6.28
<b>TOTAL</b>	<b>TOTAL FOR ALL SECTORS</b>		<b>29,483,758,000.0</b>	<b>4,965,005,451.82</b>	<b>16.84</b>



**FINANCIAL STATEMENTS**  
OF THE GOVERNMENT OF  
BAYELSA STATE OF NIGERIA

**2020**




# **STATEMENT OF ACCOUNTING POLICIES (IPSAS CASH)**

**ISSUED BY**

**OFFICE OF THE ACCOUNTANT-GENERAL  
OF BAYELSA STATE OF NIGERIA  
2020**





**FINANCIAL STATEMENTS**  
OF THE GOVERNMENT OF  
**BAYELSA STATE OF NIGERIA**

**2020**



## LIST OF ABBREVIATIONS/ACRONYMS

Abbreviation/Term	Description
CBN	Central Bank of Nigeria
COA	Chart of Account
FAAC	Federation Accounts Allocation Committee
FGN	Federal Government of Nigeria
FRC	Financial Reporting Council
GAAP	Generally Accepted Accounting Principles
GPFS	General Purpose Financial Statement
IPSAS	International Public Sector Accounting Standards
LFN	Law of the Federal Republic of Nigeria
MDA	Ministries, Departments and Agencies
NCOA	National Chart of Account
GBE	Government Business Enterprises
FRCoN	Financial Reporting Council of Nigeria
OAG	Office of the Accountant-General
PPE	Properties, Plants and Equipment
FR	Financial Regulation
FRL	Fiscal Responsibility Law
FCMA	Finance (Control & Management) Act



FINANCIAL STATEMENTS  
OF THE GOVERNMENT OF  
BAYELSA STATE OF NIGERIA

2020



## LIST OF ABBREVIATIONS/ACRONYMS

Abbreviation/Term	Description
IGR	Internally Generated Revenue
MDAs	Ministries, Departments, and Agencies
BYSG	Bayelsa State Government
CRFC	Consolidated Revenue Fund Charge
HCF	Honourable Commissioner for Finance
AuG	Auditor-General (State)
NAS	National Audit Standard
GAASG	General Accepted Audit Standard and Guidelines
HCC	Historical Cost Convention

### Introduction

In line with the adoption of the International Public Sector Accounting Standards (IPSAS) in Nigeria, a Standardised Chart of Account (COA) alongside with a set of General-Purpose Financial Statements (GPFS) have been designed and introduced by Federation Accounts Allocation Committee (FAAC) for adoption by all tiers of Government in Nigeria.

The standardised COA and the GPFS have been adopted by Bayelsa State Government to comply with FAAC directive in order to harmonise public sector accounts reporting in Nigeria.

In order to ensure an effective and efficient utilisation of the COA and GPFS, the Accounting Policies have been developed as a set of guidelines to direct the Processes and Procedures relating to financial reporting in Bayelsa State. These policies shall form part of the universally agreed framework for financial reporting in Bayelsa State.



FINANCIAL STATEMENTS  
OF THE GOVERNMENT OF  
BAYELSA STATE OF NIGERIA

2020



# STATEMENT OF ACCOUNTING POLICIES

## IPSAS Cash Basis of Accounting

The IPSAS Cash Basis of Accounting recognizes transactions and events only when Cash (including Cash Equivalents) is received or paid by the MDAs. GPFS prepared under the IPSAS Cash Basis provide readers with information about the sources of Cash raised during the period, the purposes for which Cash was used and the Cash balances at the reporting date. The measurement focus in the GPFS balances is Cash and changes during the period. Therefore, Bank Reconciliation Statement shall form integral part of periodic Reports in Bayelsa State.

Notes to the GPFS provide additional information about liabilities, including payables and borrowings, and non-cash assets that include receivables, investments and property, plant and equipment.

This Accounting Policy addresses the following fundamental accounting issues:

- Definition of Accounting Terminologies
- Recognition of Accounting Items
- Measurement of Accounting Items
- Treatment of Accounting items

The Accounting Policy is subject to periodic reviews and updates as shall be deemed necessary by the Accountant-General of Bayelsa State.

### 1. **Accounting Terminologies / Definitions**

- **Accounting policies** are the specific principles, bases, conventions, rules and practices adopted by the Bayelsa State Government in preparing and presenting Financial Statements.
- **Cash:** Cash comprises cash in hand, demand deposits in financial institutions and cash equivalents.
- **Cash equivalents** are short-term, highly liquid investments that are readily convertible to known amounts of cash and which are subject to an insignificant risk of changes in value.
- **Cash basis** means a basis of accounting that recognizes transactions and other events only when cash is received or paid.
- **Cash flows** are inflows and outflows of cash. Cash flows exclude movements between items that constitute cash as these components are part of the cash management of the government rather than increases or



FINANCIAL STATEMENTS  
OF THE GOVERNMENT OF  
BAYELSA STATE OF NIGERIA

2020



## STATEMENT OF ACCOUNTING POLICIES

decreases in the cash position controlled by government.

- **Cash receipts** are cash inflows.
- **Cash payments** are cash outflows. Payments are based on approvals, warrants and budgetary provisions.
- **Cash Controlled by Bayelsa State Government:** Cash is deemed to be controlled by Bayelsa State Government when the government can freely use the available cash for the achievement of its objectives or enjoy benefit from the cash, and can also exclude or regulate the access of others to that benefit. Cash collected by, or appropriated or granted to the government which the government can freely use to fund its operating objectives, such as acquiring of capital assets or repaying its debt is controlled by the government.
- **Government Business Enterprise** means a ministry, department or agency that has all the following characteristics:
  - Is an entity with the power to contract in its own name;
  - Has been assigned the financial and operational authority to carry on a Business;
  - Sells goods and services, in the normal course of its business, to other MDAs and the general public at a profit or full cost recovery;
  - Is not reliant on continuing government funding or subvention to remain a going concern (other than purchases of outputs at arm's length); and
  - Is controlled by a public sector management or the government.

- **Notes to the GPFS shall** include narrative descriptions or more detailed schedules or analyses of amounts shown on the face of the GPFS, as well as additional information

### 2. **General Purpose Financial Statements (GPFS)**

The GPFS comprise of Statement of Cash Receipts and Payments and other statements that disclose additional information about the Cash Receipts, Payments and Balances controlled by the Bayelsa State Government as well as Accounting Policies and Notes to the Financial Statements. In Bayelsa State, the GPFS Accounting Policy include the following:

- Statement 1- Cash Flow Statements: Statement of Cash Receipts and Payments which:
  - recognizes all Cash Receipts, Cash Payments and Cash Balances controlled by the State government; and
  - separately identifies payments made by third parties on behalf of the State government.




FINANCIAL STATEMENTS  
OF THE GOVERNMENT OF  
BAYELSA STATE OF NIGERIA

2020



## STATEMENT OF ACCOUNTING POLICIES

- Statement 2- Statement of Assets and Liabilities: Statement of Financial Position (also known as Balance Sheet);
  - Statement 3- Statement of Consolidated Revenue Fund: Statement Recurrent Financial Performance (also known as Profit & Loss Account);
  - Statement 4- Statement of Capital Development Fund: Statement of Capital Financial Performance (also known as Capital Expenditure);
  - Notes to the Accounts: Additional disclosures to explain the GPFS; and
  - Accounting Policies and Explanatory Notes.
3. **Basis of Preparation and Legal Provisions**
- The GPFS are prepared under the historical cost convention and in accordance with International Public Sector Accounting Standards (IPSAS) and other applicable standards as defined by the Fiscal Responsibility Law (FRL) and the Financial Reporting Council of Nigeria. In addition, GPFS are in compliance with the provisions of other financial regulations of the State.
4. **Fundamental Accounting Concepts**
- The following fundamental accounting concepts are taken as the basis of preparation of all accounts and reporting in Bayelsa State:
- Cash Basis of Accounting;
  - Under-stability;
  - Materiality,
  - Relevance;
  - Going Concern Concept;
  - Consistency Concept
  - Prudence
  - Completeness, etc.
5. **Accounting Period**
- The accounting year (fiscal year) is from 1<sup>st</sup> January to 31<sup>st</sup> December. Each accounting year is divided into 12 calendar months (periods) and shall be set up as such in the accounting system.
6. **Reporting Currency**
- The General Purpose GPFS are prepared in Nigerian Naira.




FINANCIAL STATEMENTS  
OF THE GOVERNMENT OF  
BAYELSA STATE OF NIGERIA

2020




## STATEMENT OF ACCOUNTING POLICIES

7. **MDA for Consolidation**
  - The Consolidation of the GPFS is based on the Cash transactions of all Ministries, Department and Agencies (MDAs) of Bayelsa State Government except Government Business Enterprises (GBEs).
8. **Comparative Information**
  - The General Purpose GPFS shall disclose all numerical information relating to previous period (at least one year).
9. **Budget Figures**
  - These figures are from the approved annual budget and supplementary budget as approved in accordance with the Appropriation Law of Bayelsa State and reallocations within the budget.
10. **Receipts**
  - These are Cash inflows within the Financial Year. They comprise of receipts from Statutory Allocations (FAAC monthly disbursement), Taxes, External Assistance (from Bilateral and Multilateral Agencies), Other Aid and Grants, Other Borrowings, Capital Receipts (Sale of Government Assets, etc), Receipts from Trading activities and Other Cash Receipts.
  - These items shall be disclosed at the face of the Statement of Cash Receipts and Payment for the year in accordance with the standardised GPFS. Notes shall be provided as per standardised Notes to GPFS.
11. **External Assistance**
  - Receipts from Loans are Funds received from external sources to be paid back at an agreed period of time. They are categorised either as Bilateral or Multilateral.
  - External Loans receipts shall be disclosed separately under Statement of Cash Receipts and Payment for the year.
12. **Other Borrowings / Grants & Aid Received**
  - These shall be categorised as either Short or Long term Loans. Short-Term Loans are those repayable within one calendar year (12 months), while Long-Term Loans and Debts shall fall due beyond one calendar year (above 12 months). Loans shall be disclosed separately and Grants shall also be separately disclosed under Statement of Cash Receipts and Payment for the year.
13. **Interest Received**
  - Interest actually received during the financial year shall be treated as a receipt under item 'Other Receipts'.




FINANCIAL STATEMENTS  
OF THE GOVERNMENT OF  
BAYELSA STATE OF NIGERIA

2020



## STATEMENT OF ACCOUNTING POLICIES

14. **Government Business Activities**
  - Cash Receipts from Trading Activities shall be received net (after deducting direct expenses) unless otherwise provided for by law or policy in force. Total receipts from all trading activities shall be disclosed in the Statement of Cash Receipts and Payments under 'Trading Activities' item.
  - Where gross revenue is received, corresponding payments shall be charged under a corresponding payment item head 'Government Business Activities' in the Statement of Receipts and Payments.
15. **Payments**
  - These are Recurrent and Capital Cash Outflows made during the financial year and shall be categorised either by Function and/or by Sector in the Statement of Cash Receipts and Payment.
  - Payments for purchase of items of capital nature (e.g. PPE) shall be expensed in the year in which the item has been purchased. It shall be disclosed under capital payments. Investments in PPE shall also be treated in the same way as Capital Purchases. At the end of the financial year, a schedule of assets shall be provided as part of the Notes to GPFS.
16. **Loans Granted:**
  - Payments to other Government and Agencies in form of Loans during the year shall be shown separately in the Statement of Receipts and Payments. Amount disclosed shall be actual amount paid during the year.
17. **Loan Repayments**
  - Cash receipts from loans granted to other agencies and government shall be classified under loan repayments in the Statement of Receipts and Payments. Amount disclosed shall be actual amount received during the year.
18. **Interest on Loans:**
  - Actual Interest on loans and other bank commissions charged on Bank Accounts during the year shall be treated as payments and disclosed under interest payment in the Statement of Cash Receipts and Payments
19. **Foreign Currency Transactions:**
  - Foreign Currency Transactions throughout the year shall be converted into Nigerian Naira at the ruling (Central Bank of Nigeria – CBN) rate of exchange at the dates of the transactions. Foreign currency balances, as at the year end, shall be translated at the exchange rates prevailing on that date.



FINANCIAL STATEMENTS  
OF THE GOVERNMENT OF  
BAYELSA STATE OF NIGERIA

2020




## STATEMENT OF ACCOUNTING POLICIES

- At the end of the financial year, additional amounts (in cash or at bank) arising out of Foreign Exchange Gains/Losses shall be recognised in the Statement of Cash Receipts and Payments either as Receipts / Payments respectively.
20. **Prepayments**
- Prepaid expenses are amounts paid in advance of receipt of goods or services and are charged directly to the respective expenditure item.
21. **Investments:**
- Cash Payments made for investment purposes such as purchase of Government Stock, Treasury Bills and Certificates of Deposit, are Capital Costs and are disclosed as purchase of Financial Instruments or may be given an appropriate name as the case may be. They are separately disclosed in the GPFS (Statement of Receipts and Payments) under capital payments.
22. **Leases**
- Cash Payment for Finance Leases, which effectively transfer to the Government substantially all the risks and benefits incidental to ownership of the leased item, are treated as capital payments and disclosed in the Statement of Cash Receipts and payments
  - Operating lease cash payments, where the lessors effectively retain substantially all the risks and benefits of ownership of the leased items, are treated as operating expenses.
23. **Cash Balances**
- This includes Cash in Hand, at Bank and Cash Equivalents at the end of the Financial year and no restriction on cash balances.
24. **Advances**
- All Cash Advances shall be retired before the end of the financial year. However should circumstances occur (including an Emergency) where either an advance is given out close to the financial year end or an advance already given could not be accounted for, such an advance (or balance outstanding) shall be treated as cash equivalent since there shall be no proof that such funds have been utilised.

 31/3/21

**IFIDI TOKONI. (FCA)**  
**Accountant-General**



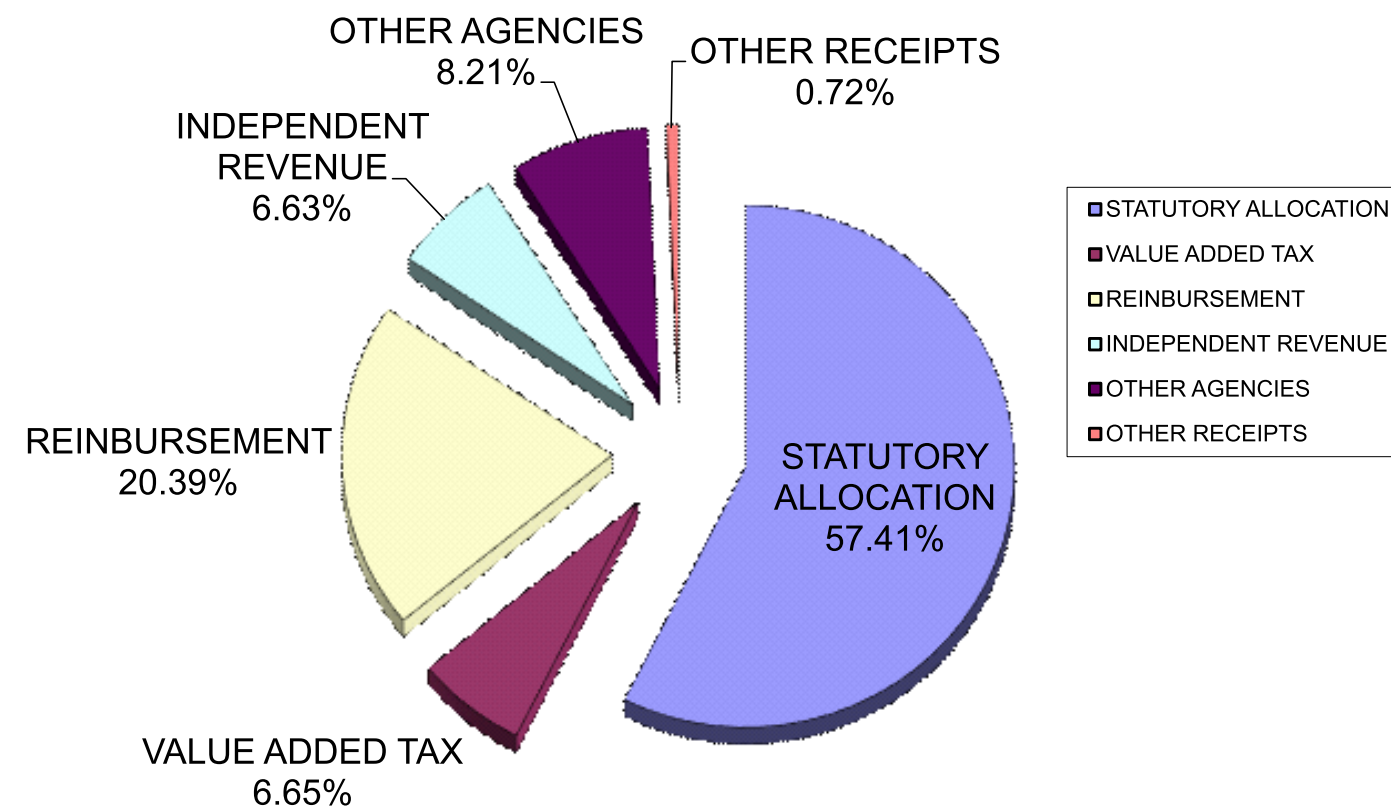


**FINANCIAL STATEMENTS**  
OF THE GOVERNMENT OF  
**BAYELSA STATE OF NIGERIA**

**2020**



**FINANCIAL GRAPH NO. 1**  
**ANALYSIS OF REVENUE PROFILE OF BAYELSA STATE GOVERNMENT**  
**FOR THE YEAR ENDED 31ST DECEMBER 2020**





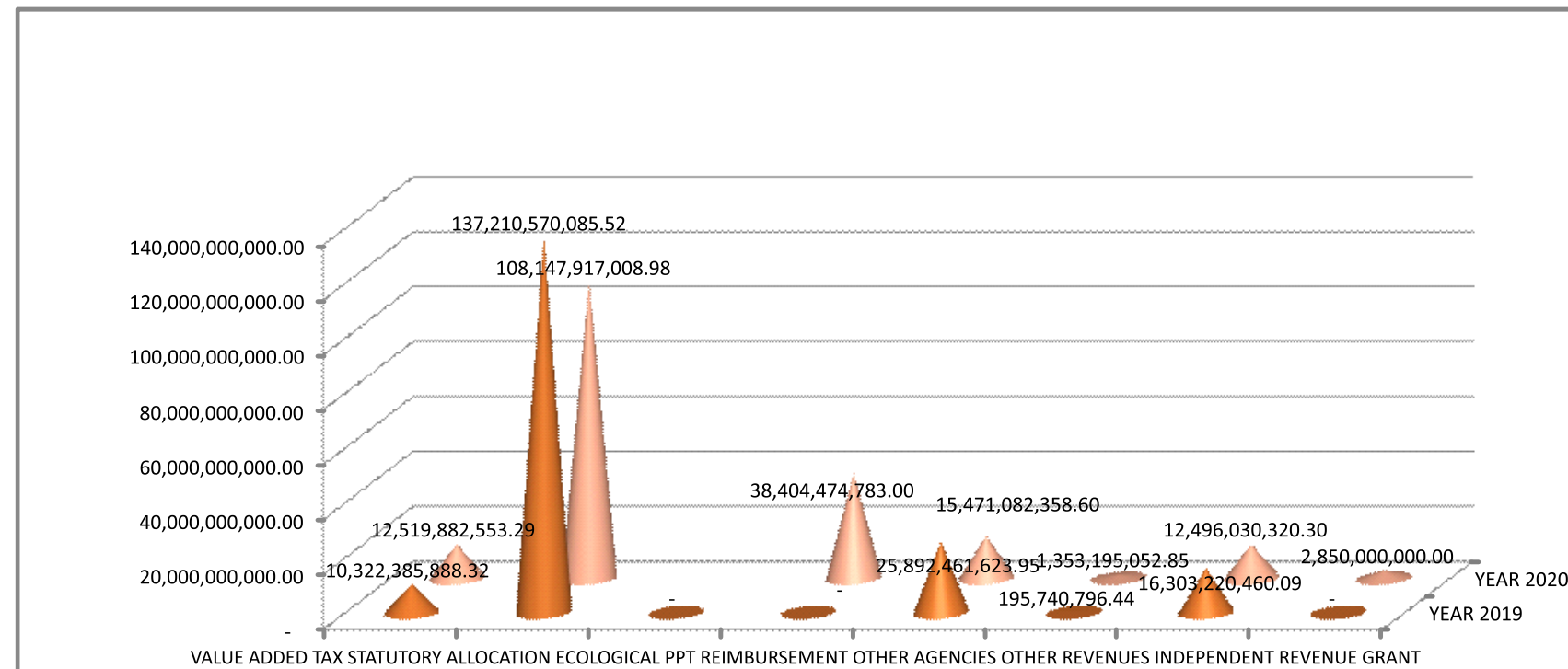
**FINANCIAL STATEMENTS  
OF THE GOVERNMENT OF  
BAYELSA STATE OF NIGERIA**

**2020**



**FINANCIAL GRAPH NO.2**

**COMPARATIVE ANALYSIS OF BAYELSA STATE GOVERNMENT REVENUE  
FOR THE YEARS ENDED 31ST DECEMBER 2019-2020**





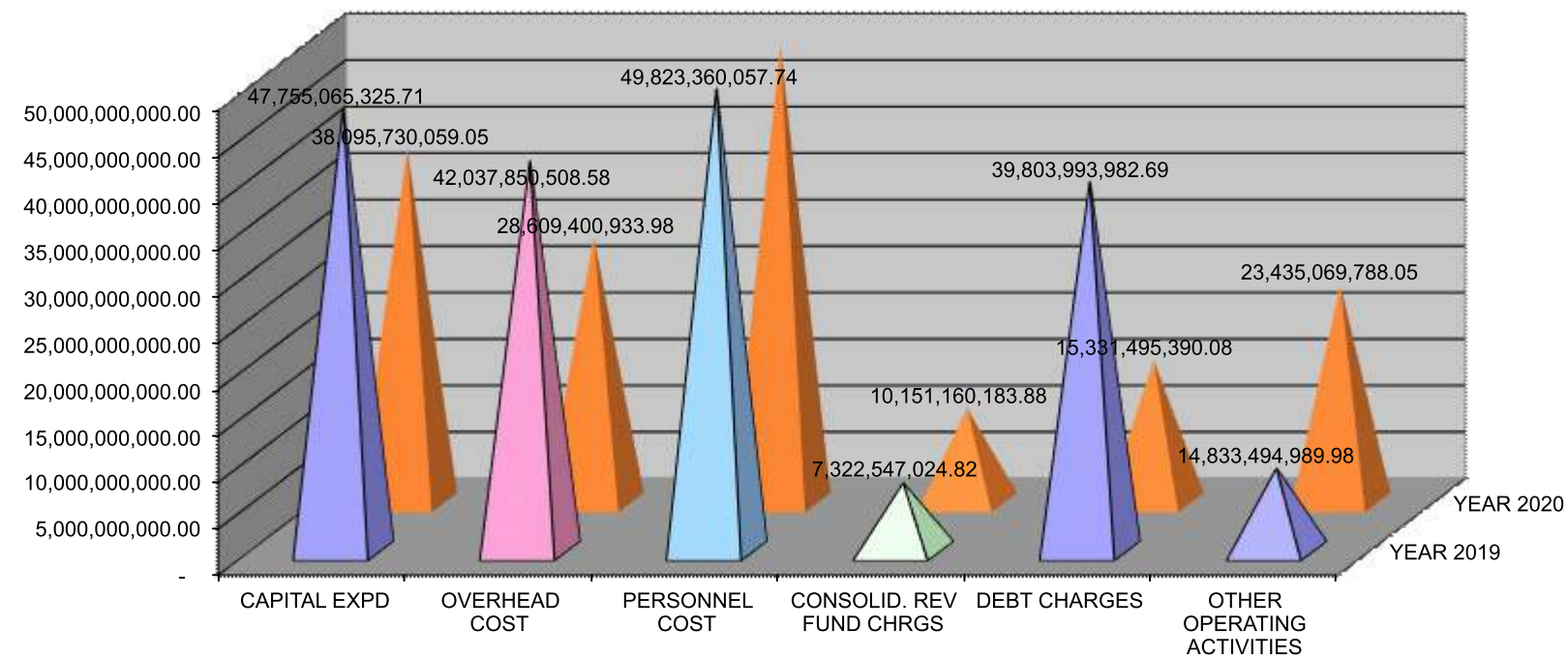
**FINANCIAL STATEMENTS**  
OF THE GOVERNMENT OF  
**BAYELSA STATE OF NIGERIA**


**2020**



**FINANCIAL GRAPHS NO.3**


**COMPARATIVE EXPENDITURE PROFILE OF BAYELSA STATE GOVERNMENT  
FOR THE YEARS ENDED 31ST DECEMBER 2019-2020**





**FINANCIAL STATEMENTS**  
OF THE GOVERNMENT OF  
**BAYELSA STATE OF NIGERIA**

**2020**



**Bayelsa**  
THE GLORY OF ALL LANDS