


A LAW TO MAKE PROVISION FOR APPROPRIATION OF FUND BY THE 23 LOCAL GOVERNMENT COUNCILS IN KADUNA STATE THE SUM OF FORTY BILLION, ONE HUNDRED AND NINETY THREE MILLION, SIX HUNDRED AND FORTY EIGHT THOUSAND, NINE HUNDRED AND EIGHTY NINE NAIRA, TWO KOBO ONLY (₦40,193,648,989.02)



Kaduna State of Nigeria

Law No.13..... 2016

(15th August, 2016)

Date of Commencement

BE IT ENACTED by the House of Assembly of Kaduna State as follows:

Enactment

1. This Law may be cited as the Kaduna State Local Government Councils Appropriation Law, 2016.

Short Title

2. This Law shall come into operation on the15th..... day ofAugust..... 2016.

Commencement


3. Any sum not exceeding the amount specified in the column of the Schedules in respect of the 23 Local Government Councils totalling **Forty Billion, One Hundred and Ninety Three Million, Six Hundred and Forty Eight Thousand, Nine Hundred and Eighty Nine Naira, Two Kobo Only (₦40,193,648,989.02)** set forth opposite the heads of expenditure specified in the Schedule herein shall be expended during the year ending the Thirty First December, 2016 in the manner as provided under the Kaduna State Local Government Law.

Warrant to incur Expenditure of **₦40,193,648,989.02** only by the 23 Local Government Councils

2016 RECURRENT AND CAPITAL EXPENDITURE

S/N	Local Government	Recurrent Expenditure	Capital Expenditure	Total
1	Birnin Gwari	886,619,486.00	1,233,113,686.00	2,119,733,172.00
2	Chikun	1,665,794,692.00	458,223,985.00	2,124,018,677.00
3	Giwa	1,200,638,418.00	678,710,267.00	1,879,348,685.00
4	Igabi	1,562,368,450.28	689,331,058.72	2,251,699,509.00
5	Ikara	1,153,425,687.00	559,751,830.00	1,713,177,517.00
6	Jaba	885,279,857.60	474,632,005.40	1,359,911,863.00
7	Jema'a	1,344,629,994.70	483,873,027.80	1,828,503,022.50
8	Kachia	1,225,658,180.00	603,998,230.00	1,829,656,410.00
9	Kaduna North	1,579,359,969.34	204,495,615.66	1,783,855,585.00
10	Kaduna South	1,754,767,761.18	172,414,991.74	1,927,182,752.92
11	Kagarko	1,120,522,605.56	579,276,814.44	1,699,799,420.00
12	Kajuru	1,006,179,373.96	307,386,805.04	1,313,566,179.00
13	Kaura	1,187,490,073.40	221,346,940.10	1,408,837,013.50
14	Kauru	800,274,112.24	747,401,238.76	1,547,675,351.00
15	Kubau	1,569,057,521.76	386,472,731.00	1,955,530,252.76
16	Kudan	868,621,879.20	383,610,342.80	1,252,232,222.00
17	Lere	1,555,958,739.95	268,608,473.05	1,824,567,213.00
18	Makarfi	922,615,286.40	463,484,817.26	1,386,100,103.66
19	Sabon Gari	1,286,549,755.87	562,893,555.14	1,849,443,311.01
20	Sanga	930,513,759.94	386,056,949.45	1,316,570,709.39
21	Soba	1,200,625,136.91	622,662,754.57	1,823,287,891.48
22	Zangon Kataf	1,467,361,350.00	444,593,296.00	1,911,954,646.00
23	Zaria	1,534,730,679.60	552,266,802.40	2,086,997,482.00
	TOTAL	28,709,042,771.69	11,484,606,217.33	40,193,648,989.02

DATED AT KADUNA this 15th day of August 2016.



Malam Nasir Ahmad el-Rufa'i,
Governor, Kaduna State.


EXPLANATORY NOTE

(This note does not form part of this Law and has no legal effect).

The purpose of this Law is to make provision for appropriation of funds for the twenty three (23) Local Government Councils in Kaduna State.

This printed impression has been carefully compared with the Bill which has passed the Kaduna State House of Assembly and found to be true and correctly printed copy of the said Bill.


HON. AMINU ABDULLAHI SHAGALI
(Speaker)


BARR. UMMA ALIYU HIKIMA
(Clerk to the Legislature)