


**A LAW TO MAKE PROVISION FOR APPROPRIATION OF FUNDS  
FOR THE 23 LOCAL GOVERNMENT COUNCILS IN KADUNA STATE THE  
SUM OF SIXTY TWO BILLION, THREE HUNDRED AND FORTY THREE  
MILLION, ONE HUNDRED AND THIRTY FOUR THOUSAND, TWO HUNDRED  
AND FORTY EIGHT NAIRA SEVENTY EIGHT KOBO ONLY  
(N62,343,134,248.78)**



Kaduna State of Nigeria

Law No. ....<sup>2</sup>..... 2019

(1<sup>st</sup> January 2019)

Date of Commencement

**BE IT ENACTED** by the House of Assembly of Kaduna State as follows:

Enactment

1. This Law may be cited as the Kaduna State Local Government Councils Appropriation Law, 2019.

Short Title

2. This Law shall come into operation on the .....<sup>1<sup>st</sup></sup>..... day of .....<sup>January</sup>..... 2019.

Commencement

3. Any sum not exceeding the amount specified in the column of the Schedules in respect of the 23 Local Government Councils totalling **Sixty Two Billion, Three Hundred and Forty Three Million, One Hundred and Thirty Four Thousand, Two Hundred and Forty Eight Naira Seventy Eight Kobo Only (N62,343,134,248.78)** set forth opposite the heads of expenditure specified in the Schedule herein shall be expended during the year ending the Thirty First December, 2019 in the manner as provided under the Kaduna State Local Government Law.

Warrant to incur Expenditure of **(N62,343,134,248.78)** Or by the 23 Local Government Councils


## 2019 RECURRENT AND CAPITAL EXPENDITURE

S/N	Local Government	Recurrent Expenditure	Capital Expenditure	Total
1	Birnin Gwari	1,300,278,584.00	1,424,004,953.00	2,724,283,537.00
2	Chikun	2,137,050,506.29	1,350,000,000.00	3,487,050,506.29
3	Giwa	1,507,638,987.14	1,268,035,115.49	2,775,674,102.63
4	Igabi	1,867,681,217.10	1,987,796,893.86	3,864,658,110.96
5	Ikara	1,434,332,676.89	1,181,210,888.56	2,615,543,565.45
6	Jaba	1,023,888,514.00	1,163,202,054.00	2,187,090,568.00
7	Jema'a	1,402,979,599.99	1,312,983,641.01	2,715,963,241.00
8	Kachia	1,536,358,634.34	1,220,739,082.19	2,757,097,716.53
9	Kaduna North	1,716,507,641.00	1,376,976,520.00	3,093,484,161.00
10	Kaduna South	1,869,355,172.08	1,412,533,023.63	3,281,888,195.71
11	Kagarko	1,314,082,231.65	876,836,349.35	2,190,918,581.00
12	Kajuru	1,401,055,482.47	912,269,171.82	2,313,324,654.29
13	Kaura	1,281,644,932.27	958,509,866.63	2,240,154,798.89
14	Kauru	1,240,157,170.40	1,017,749,840.61	2,257,907,011.01
15	Kubau	1,145,868,470.61	1,582,064,969.39	2,727,933,440.00
16	Kudan	1,136,160,341.60	818,109,340.40	1,954,269,682.00
17	Lere	1,510,737,419.80	1,466,298,726.20	2,977,036,146.00
18	Makarfi	1,127,199,887.16	997,111,316.19	2,124,311,203.35
19	Sabon Gari	1,278,342,601.02	1,502,228,271.76	2,780,570,872.78
20	Sanga	1,280,035,857.38	1,168,608,604.62	2,448,644,462.00
21	Soba	1,449,567,032.00	1,495,033,049.25	2,944,600,081.25
22	Zangon Kataf	1,412,192,631.60	1,334,902,667.90	2,747,095,299.50
23	Zaria	1,631,576,474.13	1,511,237,838.00	3,142,814,312.13
	<b>TOTAL</b>	<b>33,004,692,064.92</b>	<b>29,338,442,183.86</b>	<b>62,343,134,248.78</b>

## SUMMARY

Recurrent Expenditure	<b>33,004,692,064.92</b>
Capital Expenditure	<b>29,338,442,184.86</b>
<b>GRAND TOTAL</b>	<b>62,343,134,248.78</b>

**DATED AT KADUNA** this 22<sup>nd</sup> day of December 2018.


  
**Malam Nasir Ahmad el-Rufa'i,**  
Governor, Kaduna State.

## **EXPLANATORY NOTE**

(This note does not form part of this Law and has no legal effect).

The purpose of this Law is to make provision for appropriation of funds for the ~~twenty~~ three (23) Local Government Councils in Kaduna State.

This printed impression has been carefully compared with the Bill which has passed the Kaduna State House of Assembly and found to be true and correctly printed copy of the said Bill.

  
**HON. AMINU ABDULLAHI SHAGALI**  
(Speaker)

  
**BELLO ZUBAIRU IDRIS Esq.**  
(Clerk to the Legislature)