



2019 Infrastructure Investment Plan



Ministry of Finance and Economic Development

November 2018






Table of Contents

FOREWORD	5
INTRODUCTION	8
INFRASTRUCTURE DELIVERY	9
2019 Infrastructure Priority List	11
Improving on Public Investment Management System	14
Balanced Development	20
ENERGY	22
Sector overview.....	22
Electricity Generation.....	24
Transmission and Distribution.....	25
<i>Rural Electrification</i>	27
WATER SUPPLY AND SANITATION	28
Sector Overview.....	28
Dam Projects.....	30
<i>Use of Idle Water Bodies</i>	31
Urban WASH.....	33
TRANSPORT AND COMMUNICATION	37
Sector Overview.....	37
Roads.....	38
Rail Transport.....	43
Airports.....	44
Border Posts.....	46
HOUSING DEVELOPMENT	48
Sector Overview.....	48
Housing Development.....	49
Institutional Housing.....	52
INFORMATION COMMUNICATION TECHNOLOGY	57
Sector Overview.....	57
Zimbabwe Digital Migration Project.....	59
E-Government Programme.....	61
Digital Dividend.....	62
AGRICULTURE	63
Sector Overview.....	64
Irrigation Rehabilitation & Development.....	65
Control of Animal Diseases.....	70
Compensation of Former Farm Owners.....	71
SOCIAL SERVICES	72
Sector Overview.....	72
Education.....	72
Health.....	76
MONITORING AND REPORTING PROGRESS	78
ANNEXURE I: 2019 FISCAL ROAD DEVELOPMENT PROGRAMME PROJECTS	81
ANNEXURE II: 2019 ROAD FUND PROJECTS	84
ANNEXURE III: 2019 INTER-GOVERNMENTAL TRANSFERS	130

FOREWORD

Infrastructure development lies at the heart of achieving our objectives under the Transitional Stabilisation Programme. Modern, affordable and reliable infrastructure is a critical component towards addressing the investment climate, reducing the cost of doing business and facilitating the movement of goods, services and people.

Provision of enabling infrastructure is key to modernising and boosting productivity in agriculture and other productive sectors, as well as facilitating delivery of social services to the poor.

Whilst detailed assessments of infrastructure requirements for each sector are still to be undertaken, our annual Public Infrastructure Investment Budget remains limited to address the huge infrastructure gap, estimated at above US\$2 billion annually.

Public sector led investments of about US\$1 billion since 2017 have positively impacted and translated into substantial construction activity on the ground across some of the targeted sectors.

This year alone, we witnessed the successful completion of the Kariba South Expansion Project, which added an additional 300MW to the electricity national grid. Across the country, solid recovery is being recorded in the road sector, under the Roads Upgrading Programme, whilst a number of projects in various sectors were completed and commissioned.

Yet the State's capacity to deliver and effectively maintain enduring infrastructure assets remain a challenge due to inadequacies identified throughout the project cycle, from inception, implementation, operations and maintenance, as well as replacement.

In some instances, resources allocated to projects get diluted during implementation as a result of poor preparation, management and corruption.

The 2019 Infrastructure Investment Plan is a step-change in Government's approach to the planning and delivery of infrastructure, with ambitions of gradually increasing the share of the capital budget to above 20%, whilst also exploring other innovative financial tools from the market, including Public Private Partnership arrangements.

This will ensure that bankable projects and the required finance are in place to meet the service delivery objectives of the Transitional Stabilisation Programme.

As part of measures to create fiscal space, all projects with capacity to generate cash flows will be funded from the market, with Government providing the enabling investment climate, that crowds-in private sector funding.

Besides investments in additional capacity, the Plan also prioritises recovery of services from existing infrastructure, through rehabilitation and maintenance, that way optimising value and asset life, whilst reducing on costly rehabilitation requirements.

This will be complemented by measures that ensure value for money throughout the project life cycle, such as building and developing capacity to deliver projects by both the public and private sectors.

Through the Plan, we will invest in project preparatory activities to ensure a robust pipeline of bankable projects for investors, consistent with the Public Investment Management Guidelines. In addition, we shall implement institutional reforms that ensure sustainability in the delivery of public services.

A sustained growth in public sector investment and interest from the private sector should enable us deliver infrastructure that meets current demands, as well as that for the future.

A handwritten signature in black ink, consisting of a large, sweeping curve that starts on the left, dips down, and then rises to the right, ending with a small vertical stroke. The signature is written on a light-colored background.

G. T. Guvamatanga
SECRETARY FOR FINANCE AND ECONOMIC DEVELOPMENT

22 November 2018

INTRODUCTION

1. State-led infrastructure investments stimulate the economy through demand and supply factors, allowing the country to produce goods and services more efficiently, whilst facilitating balanced growth and improvements in the quality of life for citizens.
2. Investments in social infrastructure, such as schools, clinics and roads, ensure attractive and safe communities for people to live and work from, and opens opportunities for participation of the wider population in mainstream economic activity.
3. Studies have shown that increasing the stock of infrastructure by one per cent can add up to one per cent to gross domestic product in the short term, mainly through stimulation of economic activity, whilst increasing overall productivity in the long term.
4. The new ambitious Infrastructure Vision is premised on the need to increase local content and quality in all public sector construction works, that way, stimulating demand for local goods and services, increasing productivity, whilst also reducing the demand for the scarce foreign currency resources.
5. The 2019 Infrastructure Investment Plan is a reform and investment roadmap that builds on achievements to date and guides Government decision making on how best to allocate resources in a cost effective manner.

6. Government will ring fence resources, including foreign currency, for critical inputs in support of ongoing works, whilst also allowing for recovery and growth of the local construction industry.

INFRASTRUCTURE DELIVERY

7. The limited fiscal space continues to undermine public investments and delivery of public infrastructure, with only US\$2 billion in fiscal resources having been invested during the past eight years.
8. During 2018, however, there has been a marked increase in fiscal support under the Public Sector Investment Programme. The commitment is to increase the share of the development budget, from the current 13%, to above 20% of total expenditure during the next five years.

Fiscal Outlays under the Public Sector Investment Programme (2010-2019)

Sector	Annual Disbursements									
	2010	2011	2012	2013	2014	2015	2016	2017	2018	2019 Estimate
Energy	15,000,000	35,000,000	16,270,000	200,000					122,575,600	12,000,000
Transport	54,080,000	50,235,800	49,716,000	24,635,900	15,109,052	13,277,162	2,788,202	69,381,517	330,239,000	396,290,000
Housing	32,279,139	68,674,347	40,101,972	17,032,800	23,442,056	11,992,925	21,862,392	50,462,079	79,746,253	167,860,000
ICT	2,518,950		32,353,418	33,658,281	7,135,886	64,839,132	6,029,859	3,554,256	19,198,430	81,965,000
Water & Sanitation	40,020,000	46,725,000	85,705,000	100,840,192	64,586,521	90,796,670	41,998,108	109,513,242	126,225,248	214,550,000
Irrigation Development	1,800,500	5,850,000	5,420,000	4,190,000	1,709,687	3,735,961	4,315,741	9,252,313	30,968,671	36,531,000
Education	52,379,548	28,658,238	25,497,815	21,690,873	7,817,446	5,833,613	4,546,981	12,975,727	22,968,175	91,002,000
Health	17,060,500	29,466,705	47,374,001	88,783,882	10,443,228	9,617,612	8,023,644	5,760,374	14,164,504	79,252,000
Other	329,781	1,180,000	354,939	164,453	114,412	321,088		26,005	133,325	55,682,000
Total	215,470,428	265,792,101	302,795,157	291,198,394	130,358,288	200,414,163	89,564,927	260,925,513	746,087,899	1,135,132,000
Total Budget Expenditures	1,843,790,093	2,647,141,013	3,423,894,668	3,519,912,909	3,813,851,808	3,768,008,729	4,131,722,155	4,914,739,214	5,886,900	7,645,000,000
GDP	10,141,859,700	12,098,450,700	14,242,490,300	15,451,768,700	15,891,049,200	16,304,667,800	16,619,960,400	17,988,700,000	20,846,900,000	31,261,000,000
As % of total Expenditure	11.7%	10.0%	8.8%	8.3%	3.4%	5.3%	2.2%	5.3%	13%	14%
As % of GDP	2.1%	2.2%	2.1%	1.9%	0.8%	1.2%	0.5%	1.5%	3.6%	4%

During the course of the year, a number of projects were completed and delivered to the public, whilst execution of a lot more, including those that had stalled, was scaled up.

9. Some of the national significant projects that were completed this year include the following:

- Mutare High Court Building
- Kariba South Expansion Project
- Upgrading or resealing of 512km of our road network, with 19 273km having been graded as of 30 June 2018;
- 48 Bridges;
- CID Headquarters in Harare;
- Nyanga District Registry Office; and,
- Midlands State University Innovation Hub in Gweru.

Private Sector Funding

10. Given the limited Budget capacity, a number of infrastructure related public entities, such as the Zimbabwe Power Company, NRZ, NetOne, TelOne, and the Civil Aviation Authority of Zimbabwe, among others, have sought alternative funding options, such as Public Private Partnership arrangements and off-budget loan funding to bridge the fiscal funding gap.

11. Whilst loan funding to public entities is guaranteed by Government, this poses fiscal risks in the event of failure to service the loans.

Furthermore, some of the conditionalities embedded in the funding, particularly with regards to use of foreign contractors and inputs, usually limits competition, and hence, value for money to the country.

12. Table 1 below shows some of the major infrastructure investments undertaken outside the Budget since 2010.

Off-Budget Annual Infrastructure Outlays (2010-2018)

Project Name	Total Cost (US\$)	Annual Disbursements									Total
		2010	2011	2012	2013	2014	2015	2015	2017	2018	
Victoria Falls International Airport	150				55.9	21.3	60.6	21.6	3.5		162.9
Kariba South Expansion	320				0	79.9	52.0	81.9	57.5	17.8	289.1
Net-One Expansion Phase 1	45		21.4	20.9	2.7						45.0
Net-One Expansion Phase 2	218					65.7	74.6	58.3	9.8		208.4
Tel-one Backbone Network	99								78.6	8.9	87.5
Medical equipment	90				71.9						71.9
City of Harare Water Supply Project	141				68.6						68.6
Agriculture equipment (More Food)	98.6					31.9	6.7				38
Plumtree- Mutare Road Rehabilitation	206		54	69.8	73.6	9.3					206.7
Total	1,306	-	75.4	90.7	272.7	208.1	193.9	161.8	149.4	26.7	1178.7

Source: Debt Management and Financial Analysis System & ZINARA

13. The 2019 Budget, therefore, prioritises the use of local content in the delivery of infrastructure. This will capacitate our local construction sector, including other productive sectors, whilst also reducing demand for foreign currency in the economy.

2019 Infrastructure Priority List

14. Drawing from the Transitional Stabilisation Programme, the 2019 Priority List for each sector has benefitted from further engagements of line Ministries, respective public entities and other stakeholders.

15. The list also targets addressing emerging infrastructure gaps, which have put the lives of the public at risk, particularly in the water, sanitation, housing and energy sectors.

16. A number of projects across the various sectors have been accorded high priority, and their execution will be tracked by Cabinet under the **100 Day Programme Cycle**. This will ensure resources are directed towards effective projects delivery, including access to critical construction inputs.

17. The prioritised flagship projects are as indicated in the Table below:

SECTOR	NAME OF PROJECT	PROJECT SCOPE	STATUS	FUNDING SOURCE	PROGRAMMED WORKS FOR 2019	Amount (US\$)
Transport	Harare - Beitbridge Road	Dualisation and upgrading of the 586 km road section from Harare to Beitbridge Border Post	Tendering underway and Department of Roads has commenced rehabilitation of 20kms of failed sections of the road	ZINARA Infrastructure Bond to contribute US\$250 million and US\$50 million from the fiscus	Dualisation of at least 50kms, rehabilitation and widening of 200km road from the current 7 m width to SATCC standards of 12.5m width including construction of climbing lanes.	300,000,000
	Robert Gabriel Mugabe International Airport	Expansion of Terminal Buildings, construction of VIP lounge, Air navigation system and rehabilitation of 1.6km section of the Runway.	The Contractor is working on site clearance and excavation for the International Terminal Building Extension	China Exim Bank Loan	Excavation for the International Terminal Building Extension and Rehabilitation of Runway	78,200,000
	Beitbridge Border Post Modernisation	Upgrading and modernisation of infrastructure at Beitbridge Border Post.	The Contractor has already mobilised to site and currently working on preparatory works	PPP	Construction of the administrative building, associated road works and carpark as well as installation of scanners.	70,000,000
Water and Sanitation	Kunzvi Dam and Conveyancing Infrastructure	Construction of Kunzvi dam and conveyancing system as well as rehabilitation of reticulation network for Harare.	The Studies for the project are currently underway.	Feasibility Studies funded from the fiscus	Finalisation of feasibility studies incorporating Harare Water Reticulation System, achievement of financial close and commencement of works.	1,500,000
	Gwayi Shangani Dam and Conveyancing Infrastructure	Construction of a dam, 245km water pipeline to Bulawayo, pump stations and treatment works.	Dam construction is 34% completion.	Fiscal Resources	Completion of the dam and the feasibility studies for the conveyancing infrastructure.	35,000,000
Health	Lupane Provincial Hospital	Construction of a provincial hospital with multi-disciplinary School.	Revalidation of the contract is currently underway.	Fiscal Resources	Resumption of construction works.	10,000,000
Energy	Hwange 7 & 8 Expansion	Expansion of Hwange Thermal Power Station through the addition of 2 units of 300MW each, including associated transmission infrastructure.	Construction already underway	China Exim Bank Loan, ZPC and Fiscal Resources	Completion of civil works, manufacturing of electrical mechanical works.	350,000,000
Total						781,700,000

Project Financing

18. A total of US\$2.6 billion will be invested in infrastructure during 2019, of which US\$1.1 billion will be mobilised through the Budget, and US\$1.5 billion as off Budget financing.
19. Of the off Budget financing, Development Partners are expected to contribute US\$99.4 million, mostly targeted at energy, water, transport and irrigation, whilst Statutory and Public Entities own resources will contribute US\$390 million.
20. An additional amount of US\$969.4 million in loan funding will target on going works at Hwange 7 & 8 Thermal Power Station, US\$350 million, Harare-Masvingo-Beitbridge Road Upgrading Project, US\$250 million, NRZ recapitalization, US\$216.1 million and R. G Mugabe International Airport, US\$78.2 million.
21. The Table below shows the 2019 funding mix across the various infrastructure sectors.

Funding Mix of 2019 Infrastructure Projects

SECTORS	AMOUNT (US\$ MILLIONS)					TOTAL
	FISCAL	STATUTORY	DEVELOPMENT PARTNERS	LOAN	OWN RESOURCES & PPPS	
ENERGY	12,000,000	25,433,000	19,600,000	350,000,000	52,500,000	459,533,000
<i>Generation</i>	11,000,000	3,133,000	6,400,000	350,000,000	52,500,000	423,033,000
<i>Transmission</i>			13,200,000			13,200,000
<i>REA</i>	1,000,000	22,300,000				23,300,000
TRANSPORT	396,290,000	272,810,000	6,320,000	561,100,000		1,236,520,000
<i>Roads</i>	381,290,000	272,810,000	6,320,000	250,000,000		910,420,000
<i>Rail</i>				216,100,000		216,100,000
<i>Airports</i>	15,000,000			95,000,000		110,000,000
ICT	81,965,000		4,900,000		25,700,000	112,565,000
<i>E-Government</i>	42,635,000		4,900,000			47,535,000
<i>ICT Backbone</i>	39,330,000				25,700,000	65,030,000
SOCIAL INFRASTRUCTURE	178,314,000	12,765,000		11,500,000		202,579,000
<i>Primary & Secondary</i>	30,240,000			11,500,000		41,740,000
<i>Tertiary Education</i>	60,762,000	11,465,000				72,227,000
<i>Health</i>	79,252,000	1,300,000				90,252,000
<i>Sports Facilities</i>	5,900,000					5,900,000
<i>Social Welfare Rehabilitation Centers</i>	2,160,000					2,160,000
WATER & SANITATION	214,550,000	684,000	29,460,000			244,694,000
<i>Dams</i>	145,000,000	684,000				145,684,000
<i>Urban Wash</i>	51,050,000		15,460,000			66,510,000
<i>Rural Wash</i>	18,500,000		14,000,000			32,500,000
AGRICULTURE	58,375,000		7,205,000	6,803,000		72,383,000
<i>Irrigation Development</i>	36,531,000		7,205,000	6,803,000		50,539,000
<i>Other Agriculture Infrastructure</i>	21,844,000					21,844,000
PUBLIC AMENITIES	196,788,000	75,000	31,900,000	40,000,000		268,763,000
<i>Institutional Accommodation</i>	162,018,000	75,000	31,900,000			193,993,000
<i>Housing Development</i>	8,992,000			40,000,000		48,992,000
<i>Project Preparation Development Fund</i>	25,778,000					25,778,000
GRAND TOTAL	1,138,282,000	311,767,000	89,385,000	969,403,000	78,200,000	2,597,037,000

Improving on Public Investment Management System

22. Stakeholders continue to raise genuine concerns regarding the quality and pace of delivery of projects under the Public Sector Investment Programme.

23. Providers of services blame the public sector for acquiring goods, works and services they cannot pay for, and in the process, undermining their future viability.
24. Furthermore, our projects are taking too long to consummate, cost more and take longer to be completed. Even where the project is ‘completed’, service delivery objectives are usually not met due to poor scoping at the time of commencement.
25. In response to the concerns of stakeholders, the 2019 Budget proposes a number of reforms and measures, consistent with the Public Investment Management Guidelines, which will ensure better and smarter public infrastructure investment and delivery.

Reforming Public Institutions for Delivery

26. The Budget will focus on improving performance of public institutions that underpin Government-funded infrastructure investments and services so that they deliver and manage public infrastructure services in a cost effective manner.
27. Drawing from the successes achieved in the telecoms and energy sectors, some institutions will be unbundled, separating the regulatory and operational functions in order to improve on operational efficiencies, as well as crowding in private sector investments.

28. The regulatory function will set policy and standards within the sector, whilst the operational function manages the infrastructure asset.
29. The targeted public entities to be unbundled during 2019 include the Civil Aviation Authority of Zimbabwe (CAAZ), and the Zimbabwe National Water Authority (ZINWA).

Project implementation

30. The Capital Sinking Fund, managed through the Infrastructure Development Bank of Zimbabwe (IDBZ), has allowed for timely disbursements to projects in line with programmed works, that way, ensuring smooth implementation and avoidance of accumulation of arrears.
31. There is, however, need to strengthen operations of the Fund by providing flexibility that allows for Accounting Officers to reallocate funds across projects, within the same sector, that are moving at varying speeds. This should allow for optimal use of the scarce resources under the Fund.

Project Appraisal and Prioritisation

32. All new projects should undergo rigorous assessments, including feasibility studies that culminate in a full business case before making decisions on investment, clearly identifying the best delivery mode for the project.

33. Detailed Feasibility and Design Studies shall be the responsibility of the procuring entity, and all projects must be bankable and also demonstrate the socio-economic and technical benefits for its implementation.
34. During 2019, feasibility studies for the following projects will be completed:
- Tugwi- Mukosi Irrigation.
 - Kunzvi-Musami Harare Water Supply.
 - Harare- Nyamapanda Road Rehabilitation.
 - Zhove Irrigation Scheme.
 - A number of Schools Infrastructure Projects.
35. Furthermore, Government is making a direct allocation of US\$6 million for technical studies and other project development activities for identified idle water bodies in the country to maximise benefits to citizens.

Procurement

36. All contracts and tender awards, irrespective of type, which have been dormant for more than two years, and for which work or services have not commenced or partly executed projects, should be re-evaluated and benchmarked, before resumption of works to ensure value for money and national strategic fit.

37. Where there is significant variation in the project scope and cost, provisions of Section 33(1)(f) and Section 81 of the Public Procurement and Disposal of Public Assets Act [Chapter 22:23] (PPDPA Act) shall apply. This requires the procuring entity to either undertake fresh procurement, or embark on direct procurement.
38. All contracts of a technical nature, or those where there is rapid evolution of technology, shall require the engagement of an independent consultant to assist the procuring entity to effectively manage the projects. Such consultants shall be engaged in line with provisions of Part VIII of the PPDPA Act, which prescribes procurement methods for recruitment of consulting services.
39. Periodic due diligence exercises shall be undertaken for similar projects that have project implementation periods of over 24 months, to minimise the risk of dumping of redundant equipment.

Contract Management

40. Contract management across Government will be strengthened with PRAZ developing standard bidding documents and contract provisions including special conditions of contract for common items procured by public entities. All procurement should be in line with the critical path of the project to ensure optimal use of resources.
41. There shall be sanctions to procuring entities that fail to plan for procurement of projects appropriately. In future, PRAZ shall also give

timely feedback, if it is to avoid becoming a bottleneck as experienced under the erstwhile State Procurement Board.

42. Performance of consultants, contractors and suppliers, will be monitored, first through the preparation of Project Completion Reports by the executing Agencies, and updated through a central registry managed by PRAZ.
43. For all running contracts, provisions of Part XI of the PPDPA Act shall apply.
44. Where a contractor fails to perform, procuring entities are now required to report such suppliers and contractors to PRAZ for the purpose of invoking Section 99 of the PPDPA Act, that provides for debarment of underperforming and non-performing suppliers and contractors.
45. All contracts above US\$10 million will require specific approval from Treasury before signature, to allow for minimum safeguards to be embedded in the contracts.
46. The expertise residing within the public sector will be consulted. This will entail, for example, Public Works for housing projects, whilst for health related equipment, input from the Ministry of Health and Child Care shall be sought.
47. Procuring entities shall ensure that adequate funds have been budgeted and allocated for prior to procurement.

48. Payments for all contracts shall be in line with the contractual provisions, with sanctions being imposed on Accounting Authorities who fail to pay their obligations on time, in line with provisions of Section 20(2) of the PPDPA Act.

Balanced Development

49. Consistent with the Constitution, Government has prioritised investments that will uplift the living conditions and opportunities for those residing in less developed regions of the country, so as to achieve sustainable economic growth and shared prosperity.

50. Such investments will bridge the gap between urban and rural areas, and between the relatively more developed and less developed regions.

51. Whilst Government will continue to deliver national significant infrastructure within Provinces and Districts, local people know their own needs and economies best, and hence, will be allowed to determine what gets built.

52. The local leadership will drive growth that shape the lives of their communities, with input into decisions and influence over infrastructure investment and delivery for their people who will use and benefit from it.

53. Annexure III provides details of the 2019 Inter-Governmental Transfers to Provincial Councils and Local Authorities, in line with the constitutional provisions.
54. Some of the key interventions towards inclusive growth and balanced development include the following:
- Capacitating the Physical Planning Department to undertake surveys that will facilitate issuance of Title Deeds, critical for private investment at Growth Points and Rural Service Centers.
 - Fiscal transfers to Provincial Councils and local authorities through the 5% constitutional requirement, targeting basic infrastructure.
 - Regularisation of informal settlements and provision of necessities of life for marginalised communities.
 - Prioritisation of rural physical infrastructure, targeting feeder roads, education and health facilities, irrigation development safe drinking water supply and sanitation, among others.
55. Going forward, further analytical work will be undertaken to identify underdeveloped areas in need of special attention, taking into account current resource endowments, and other factors influencing under-development.
56. Such information will be critical in guiding resource allocations to Provincial Councils and Local Authorities, drawing from the Constitutional provisions on fiscal transfers.

ENERGY

Sector overview


57. A viable and reliable electricity sector is critical for economic stability, growth and job creation, ensuring uninterrupted production across the various sectors as well as quality of life for citizens.
58. The low levels of power availability from existing stations, which currently range between 1000MW to 1600MW falls far short of demand, and has often led to frequent blackouts, and costly imports from neighboring countries. This has undermined economic performance and provision of public services.

DOMESTIC POWER GENERATION CAPACITY & SUPPLY

Power Plant	Current Installed Capacity	Average Output (MW)								Average for the Period	Capacity Utilisation %
		2010	2011	2012	2013	2014	2015	2016	2017		
Kariba	1050	661.96	593.76	613.31	568.67	616.72	563.71	332.09	439.53	548.67	73%*
Hwange	920	301.06	390.39	356.70	436.86	436.23	424.75	395.35	365.56	388.35	42%
Harare	100	0.00	8.41	6.87	16.54	24.62	23.88	18.46	8.60	13.42	13%
Bulawayo	90	0.00	14.32	20.31	19.63	19.12	19.87	12.58	5.87	13.96	16%
Munyati	100	8.50	22.08	23.18	21.61	20.09	19.78	13.28	4.37	16.61	17%
IPPs (Hydro)	31.85	0.08	0.23	0.30	1.62	3.30	6.17	8.26	15.06	4.38	14%
IPPs (Solar)	2.5	0.00	0.00	0.00	0.00	0.00	0.00	0.00	0.00	0.00	0%
Dema	100	0.00	0.00	0.00	0.00	0.00	0.00	53.94	22.34	42.41	42%
Total	2394.35	971.60	1029.19	1020.68	1064.93	1120.08	1058.16	833.96	861.31	1027.81	43%

*The capacity utilisation factor derivation excludes Kariba G7 and G8 which were commissioned in 2018

59. Except for Kariba, capacity utilisation and reliability at other power stations have remained low due to age and maintenance backlogs.



60. The current access to power stands at 42%, with electrification rates for urban areas at 79%, whilst those for rural areas amount to 20%.
61. In line with our commitment of ensuring that every household in Zimbabwe has one modern source of energy, grid extension projects will be upscaled to cover some of the marginalised areas, including implementation of solar off-grid systems.
62. With regards to demand side management, ZETDC is implementing the prepaid and smart metering projects, which are meant to improve the financial situation of the sector and also critical in attracting private capital for investments in maintenance, as well as sustain expansion projects.

Electricity Generation

63. Zimbabwe's installed generation capacity now stands at 2 260 MW, following the completion and commissioning of the Kariba South Expansion Project this year, which added 300MW to the national grid.
64. However, all the coal-fired power stations now require major upgrades, due to age and lack of maintenance over the years.
65. To meet current and future electricity requirements, Government will provide incentives that crowd in private sector funding, to sustain energy generation projects going forward.
66. In this regard, the following measures will be pursued:-
 - Review of all current licences, and introduction of an auction system for all renewable projects, in order to introduce competitiveness, as well as delivery of projects in the shortest possible time.
 - Bring the right mix in the electricity supply chain, targeting hydro, coal, solar and gas projects.
 - A comprehensive programme to rehabilitate existing power stations.
 - Cost reflective tariffs that will promote efficient use of electricity, as well as improve financial performance of the utilities, whilst attracting private sector investment.

67. During 2019, an amount of US\$350 million will be drawn down under the Hwange 7 & 8 Expansion Project loan, to be invested towards ongoing civil works and manufacture of electro-mechanical equipment for the project, among others.



68. An additional US\$7 million in Fiscal resources, and US\$52.5 million of ZPC's own resources, have been ring fenced to address some of the local related costs for the project.
69. Furthermore, work will be undertaken to ensure Financial Close for critical upgrading projects, such as Hwange Life Extension, Dekka Pump Station, Bulawayo and Harare Thermal Power Stations.

Transmission and Distribution

70. Zimbabwe's power transmission network infrastructure, vital for wheeling of power within the Southern Africa Power Pool (SAPP) is

in need of expansion and reinforcement, to ensure systems stability and security of supplies, more-so given the generation expansion projects currently underway within the region.

71. Targeted transmission and network interventions for 2019 will include the following:-

- Using own resources, ZETDC will upgrade and refurbish grid transformers, network reinforcement, replacement of breakers and ancillary equipment, system protection, communication and power network, connection of new customers and shunt reactors replacement
- Under the Zim-Fund Phase II Emergency Power Infrastructure Rehabilitation Project, an amount of US\$6.4 million will be disbursed in support of civil works and installation of power transformers at Kwekwe's Sherwood and Mutare's Orange Groove substations, respectively.
- The African Development Bank will disburse US\$2.7 million during 2019 for the Alaska-Karoi Power Transmission Reinforcement Project, covering commencement works for designs, environmental and social management services as well as the Network Master Plan Study.
- The African Development Bank will also support the North East Network Rehabilitation (Atlanta-Mutoko Power Project) through

a grant of US\$11.62 million, with Works commencing next year, of which an amount of US\$4.5 million will be disbursed during 2019.

Rural Electrification

72. In line with our goal for universal access to energy, including ensuring that every household has access to one modern source of energy, particularly renewables, the electricity grid will be extended to unserved rural communities where only 20% of households are electrified.
73. Under the Rural Electrification Programme, 435 public institutions will be electrified at a cost of US\$21 million, drawing from the Rural Electrification Fund.
74. The Budget provision of US\$1 million will support construction of 15 biogas digesters at a cost of US\$0.4 million, whilst US\$0.6 million will fund feasibility studies for Small Hydro Power Plants.
75. Taking advantage of the abundant sunshine in the country, Government will also commence the roll out of solar mini grid systems in the country, at a cost of US\$3.1 million, again with funding from the Rural Electrification Fund.

2019 Energy Projects

Sectors	Amount US\$ millions					Total
	Fiscal	Statutory	Own Resources	Loans	Development Partners	
GENERATION						
Hwange 7 & 8 Expansion	7 000 000		52 500 000	350 000 000		409 500 000
Kariba Dam rehabilitation					6 400,000	6,400 000
<i>Solar Off-grid Systems</i>	4 000 000	3 133 000				7 133 000
TRANSMISSION						
<i>Atlanta-Mutoko</i>					4 500 000	4 500 000
<i>Alaska - Karoi Power Transmission Line</i>					2 700,000	2 700 000
<i>ZimFund Sherwood & Orange Grove Substation Upgrade</i>					6 000 000	6 000 000
RURAL ELECTRIFICATION FUND						
Biogas	1 000 000	1 300 000				2 300 000
<i>Grid Extension</i>		21 000 000				21 000 000
TOTAL	12 000 000	25 433 000	52 500 000	350 000 000	19 600 000	459 533 000

WATER SUPPLY AND SANITATION

Sector Overview

76. The water supply and sanitation value chain, from source, treatment, and distribution, is in need of major rehabilitation and expansion.
77. A comprehensive programme to restore services will also target maintenance of major dams, high water losses, pollution of water sources, as well as the financial health of institutions managing the water sector.
78. Furthermore, the separation of regulatory functions from implementation, already underway, will be prioritised in order to enforce standards within the sector.

79. Coverage for safe drinking water is currently estimated at 98.4% for urban areas and 67.5% for rural areas. Water supply in most urban areas continues to be erratic and in some instances non-existent, resulting in the recurrence of communicable diseases, such as cholera as typhoid.
80. Many new urban settlements are also not connected to municipal water supplies, forcing residents to seek alternative and unsafe water sources.
81. The high water losses and archaic billing systems in most urban authorities also undermine revenue generation and financial performance.
82. Furthermore, investments are needed to ensure enforcement of standards, as well as promotion of positive sanitation and hygiene behaviour among citizens.
83. The above challenges constrain economic growth and impose huge costs on society, particularly the poor.
84. Guided by the Transitional Stabilisation Programme, the Budget will target the following key intervention areas in the water sector during 2019:
- A clear programme to progressively utilise capacity of existing water bodies for industrial, domestic and irrigation purposes.
 - Construction of new water sources and conveyancing infrastructure, particularly for Harare and its environs.

- Intensify rehabilitation and maintenance of infrastructure to restore lost capacity.
- Ensure that the User–Pay-Principle is applied across all water-using subsectors so that the provision of water the service is sustainable.
- Carry out a comprehensive assessment of the conditions of major dams in the country to determine the risks to public safety, potential use and extent of siltation.
- Strengthening planning and regulation in the water and sanitation sector, through the establishment of an independent water and waste water services regulator, among other measures.

Dam Projects

85. Overall support towards dam projects during 2019 amounts to US\$133 million. The Table below indicates the works targeted during 2019:

NAME OF PROJECT	PROVINCE	2019 Targeted Works	2019 BUDGET ALLOCATIONS (US\$)
Gwayl Shangani Dam	Matebeleland North	Dam concrete casting, water tunnel outlet structure construction, spillway and bridge construction and curtain grouting.	35 000 000
Causeway Dam	Mashonaland East/Manicaland	Construction of spillway, headwall and guide wall, Right bank saddle dam (core trench excavation and embankment, construction of spillway, construction of gauging weirs and construction of access road and access bridge.	15 000 000
Marovanyati Dam	Manicaland	Concrete works, embankment, roadworks, outlets and contingency.	5 000 000
Semwa Dam	Mashonaland Central	Riverbed excavation, grouting and backfilling and tunnel excavation.	18 000 000
Bindura Dam	Mashonaland Central	Excavation and grouting of core trench and cut off trench, excavation, grouting and backfilling of left bank saddle dam and raising of left bank saddle dam.	14 000 000
Tuli-Manyange Dam	Matebeleland South	Site rise establishment, clearing and stripping, excavations and grouting and concrete works.	15 000 000
Dande Dam	Mashonaland West	Site re-establishment, foundation excavations, grouting and tunnel excavations.	10 000 000
Chivhu Dam	Mashonaland East	Excavation, grouting and construction of treatment plant.	15 000 000
Silverstream Dam	Mashonaland Central	Foundation excavations, grouting and tunnel excavations	9 000 000
Grand Total			133 000 000

86. Execution of ongoing projects such as Marovanyati, Causeway and Gwayi Shangani dams will be prioritised to ensure their completion during 2019, with a provision of US\$55 million.
87. Furthermore, Government will fund project development activities and works for Kunzvi, Chivhu, Tuli Manyange, Dande, Silverstroom and Bindura dams at a cost of US\$87.7 million.

Use of Idle Water Bodies



88. Despite the positive strides Government has made in the development of water bodies, most dams remain idle after completion or are not fully utilised to their full potential, as the requisite conveyancing and downstream infrastructure is still to be developed.
89. In this regard, a deliberate strategy to exploit the existing water resource will be undertaken by carrying out detailed feasibility studies

and plans that guide the development of comprehensive Master Plans for all completed dams, drawing from the Project Preparation Development Fund.

90. The targeted dams are as indicated below:

Dam Name	Province	Amount required for feasibility and master plan	
Tokwe Mukosi	Masvingo	Completion of ongoing Irrigation Feasibility Study and development of a comprehensive Master plan in line with identified and approved 14 anchor activities underpinning the development.	2,000,000
Gwayi-Tshangani Phase 2	Mat North	Greenbelt feasibility study along the 245km pipeline to inform developments along corridor, EIA completion and a general masterplan of all other potential projects in the region.	2,500,000
			2,000,000
Marovanyati	Manicaland	Irrigation feasibility study and uprating of Murambinda water treatment works in order to boost domestic water supply for the Growth Point	2,000,000
Causeway Dam	Mash East	Irrigation feasibility study, conveyancing line to Marondera University and master plan development.	1,500,000
Semwa dam	Mash East	Irrigation feasibility study and master plan	2,500,000
Bindura	Mash East	Irrigation feasibility study and master plan	1,000,000
Tuli Manyange	Mat South	Irrigation feasibility study and master plan	1,000,000
Chivhu dam	Midlands	Water supply design and master plan	500,000
Kunzvi Musami	Mash East	Irrigation feasibility study, Pipeline surveys, booster stations and master plan	2,500,000
Dande	Mash Central	Irrigation feasibility study and master plan	1,500,000

91. An amount of US\$6 million has been allocated for commencement of technical studies for the above targeted water bodies during 2019.

Urban WASH

92. In addition, city residents are controlled with water and sanitation challenges across urban Local Authorities.



Morton Jaffrey Waterworks in Harare

93. The Service Level Benchmarking (SLB) exercise, undertaken with support from the World Bank in 32 urban local authorities, underlined critical interventions needed to restore services in the 32 Local Authorities, particularly with regard to infrastructure services.

94. The 2019 Budget will, therefore, make provision for the rehabilitation of water and sewer infrastructure amounting to US\$45.2 million in 18 urban local authorities, as indicated in the Table below:

PROJECT TITLE	PROJECT SCOPE	Allocation (US\$)
Water and Sewerage		
Urban Local Authorities		
Harare City Council	Rehabilitation of clarifiers, outfall sewer and upgrading of collapsed sewer.	4,100,000
Bulawayo City Council	Construction of sewer reticulation system for 9 000 stands at Hlalani Kuhle	4,150,000
Gweru City Council	Replacement of pumps at 3 main pump stations and rehabilitation of Cambridgeshire Treatment Plant	4,000,000
Norton Town Council	Rehabilitation of sewer ponds and sewer reticulation system in Maridale	2,500,000
Beitbridge Municipality	Rehabilitation of the sewerage reticulation system	1,400,000
Lupane Local Board	Upgrading of sewer reticulation system.	1,100,000
Chirundu Local Board	Construction of a new sewerage reticulation system.	1,000,000
Kadoma City Council	Rehabilitation of the water reticulation and construction of a pumping station	1,800,000
Kwekwe City Council	Upgrading and rehabilitation of the sewer and water reticulation system,	2,300,000
Marondera Municipality	Rehabilitation of the water reticulation network	2,900,000
Bindura City Council	Construction of water treatment plant and rehabilitation of water reticulation network.	3,800,000
Victoria Falls	Rehabilitation of the water and sewer reticulation network	2,000,000
Chiredzi Town Council	Complete reticulation upgrade and construction of a reservoir.	2,000,000
Chitungwiza Municipality	Rehabilitation of sewer infrastructure in Zengeza	1,500,000
Chegutu Municipality	Rehabilitation of water and sewerage network and construction of new manholes.	3,500,000
Chinhoyi Municipality	Rehabilitation and upgrading of the sewerage reticulation system	2,800,000
Epworth Local Board	Upgrading of water mains, sewer outfall, sewer treatment plant,	2,300,000
Redclif Municipality	Rehabilitation and upgrading of the water and sewer reticulation network	2,000,000
Sub-Total		45,150,000
Rural District Councils		
Chirumhanzu RDC	Sewer ponds rehabilitation	726,000
Manyame RDC	Construction of sewerage reticulation system.	700,000
Umzingwane RDC	Upgrading of Esigodini Sewage Ponds	520,000
Masvingo RDC	Mashava Township Water & Sewer Infrastructure Rehabilitation	510,000
Sanyati RDC	Water & Sanitation Project	1,500,000
Bikita RDC	Chinobva and Mamvura Water and Sewer Reticulation	600,000
Beitbridge RDC	Lutumba Residential Stands Servicing	600,000
Mutasa RDC	Water & Sewer Developments For Mutasa Growth Points	445,000
Tongogara RDC	Tongogara Water Reticulation	500,000
Bulilima RDC	Figtree Water, Sewer Reticulation and Sewer Stabilization Ponds	1,200,000
Rushinga RDC	Chimhanda sewer reticulation	554,000
Mazowe RDC	Water reticulation for Umzi Residential area and Highwood high density suburb	985,000
Chipinge RDC	Provision of portable water to 12 institutions	600,000
Chikomba RDC	Rehabilitation and upgrading of water & sewer infrastructure in Chivhu Town	1,000,000
Bubi RDC	Sewer reticulation and sewerage ponds in Inyathi	1,360,000
Murehwa RDC	Magamba Sewer Reticulation	900,000
Nyaminyami RDC	Construction of water and sewerage reticulation system.	800,000
Mbire RDC	Construction of water and sewerage reticulation system.	500,000
Sub total		14,000,000
Grand Total		59,150,000

95. Government will also provide the necessary incentives and guarantees to Local Authorities for them to mobilise resources from the private sector that will fund some of the service delivery challenges.

96. The above interventions will be complemented by support from Development Partners, targeted at the following:

- Under the Zim-Fund Phase 2 Urgent Water Supply and Sanitation Rehabilitation Project, an amount of US\$4 million will be channeled towards outstanding pumping water and sewerage systems works for Harare and Redcliff, which are expected to be complete by September 2019.
- The African Development Bank will disburse US\$10 million during 2019, for the Bulawayo Water and Sewerage Services for rehabilitation of outfall sewers, waste water treatment plants, Crowdry Park community sewerage network, as well as improving public toilets.

Rural WASH

97. Investments to improve in coverage of rural water supply from the current 67.5% will be prioritised, with focus on rehabilitation and maintenance of the extensive borehole network, as well as construction of additional facilities in unserved areas.

98. Government will support the growth of small towns and growth points, as a stimulus for economic activity within rural communities.

99. Supporting infrastructure will include giving value to the land (title deeds), provision of services such as roads, water and sewer infrastructure, as well as servicing of stands.
100. The 2019 Budget will support 18 Rural District Councils to the tune of US\$14 million for implementation of water and sanitation programmes within their localities.
101. During 2018, Government availed US\$18 million for water upgrading works for targeted small towns and growth points, with a further US\$5.9 million being allocated in the 2019 Budget for water supply upgrades at Checheche, Goromonzi and Binga business centre.
102. Furthermore, an amount of US\$4 million has been provided for the rehabilitation of boreholes through the District Development Fund and ZINWA, as well as construction of new boreholes.
103. Development Partners, through Unicef, will avail US\$8 million for the rehabilitation of water and sanitation infrastructure, as well as sanitation and hygiene promotion activities in 12 Districts countrywide.
104. This is over and above the \$4, 8 million already availed to UNICEF, by DFID as a Transition Fund for the sustainability of the Rural WASH Programme.

105. The People's Republic of China, will also avail US\$6 million for the construction of new boreholes in the country, to mitigate against the negative effects of climate change.

TRANSPORT AND COMMUNICATION



Sector Overview

106. The 2016/17 National Roads Condition and Inventory Report, carried out on all public roads identified 98 049 km of network, of which 30% in the poor to very poor condition, 40% in fair condition, 17% in good condition, whilst only 8% was in very good condition.

107. The Report further proposes a stimulus package to address the periodic and backlog maintenance rehabilitation needs, estimated at US\$5.5 billion.

108. The country's rail network is at the center of regional rail routes, linking the DRC and Zambia to Botswana, Mozambique and South Africa. Internally, all major mines and heavy industrial centres are connected, including major collection points for agricultural produce.

109. However, the capacity of the network to provide services has been severely eroded due to deterioration in track, signaling and telecommunication infrastructure, whose overall requirement for recovery has been estimated at US\$2 billion.

110. With regards to the aviation sector, notable progress has been recorded in the upgrading of national airports, leveraging on the Airports Infrastructure Development Fund.

Roads



111. Road infrastructure underpins the success of any economy, as it facilitates movement of goods and people, as well as open economic opportunities for once inaccessible regions.

112. The Roads Reclamation and Development Programme, already underway, seeks to reclaim and transform our roads into a world class network, targeting the following:

- Dualisation of major regional trunk roads.
- De-congestion of targeted road sections through a road dualisation programme.
- Upgrading of targeted trunk roads from gravel to bituminous surfacing.
- Ring fence resources for repair and maintenance of the country's 98 133 km road network.
- Recapitalisation of Road Authorities, through support for procurement of road maintenance equipment.
- Rehabilitation and construction of bridges and other road infrastructure.

113. During 2019, an amount of US\$910.4 million, comprising of fiscal resources, US\$381.3 million, and Road Fund resources of US\$272.8 million has been budgeted.

114. Leveraging on the Road Fund, an amount of US\$250 million will be mobilised from the market through a ZINARA Infrastructure Bond to finance upgrade of the Harare- Masvingo- Beitbridge road.

115. The investments into the road sector covers the following:-

- Dualisation of 135 km.

- Upgrading of 646 km of gravel roads to bituminous surfacing.
- Regravelling of 483 km.
- Construction of 22 bridges countrywide.
- Upgrading of National Parks roads.

116. Through the Japanese Government, an amount of US\$6.3 million will be disbursed during 2019 for the upgrading of the Makuti-Hellsgate section along the Harare-Chirundu highway.



117. Specific details of the road projects to be undertaken are as indicated under Annexure I and II.

Harare – Masvingo – Beitbridge Dualisation

118. The Harare-Beitbridge Highway is part of the North - South Corridor linking the southern port of Durban in South Africa, to other SADC and COMESA member states to the North and hence, facilitates trade within the region and Africa at large.

119. The increase in traffic volumes, coupled with the poor state of the highway has resulted in congestion, increased accidents and loss of lives and property.
120. Upgrading the road network through a Public Private Partnership Arrangement has remained a challenge, notwithstanding the difficulties the motoring public continue to face daily on the route due to its poor state.
121. In this regard, Government has since reviewed the delivery model, with local resources also targeted to be used to undertake highway upgrade works, leveraging on ZINARA cash flows. Doing so would allow for timeous implementation of the project in a cost effective manner, and in consistent with the objective of maximising the use of local content.
122. The road works consist of a phased dualisation, rehabilitation, and widening of the existing road from the current 7 m width to SATCC standards of 12.5m width, and adding climbing lanes where necessary.
123. To address the traffic build up around major cities and towns along the route, dualisation of at least 10km of approaches towards towns and cities will be undertaken.
124. Furthermore, the implementation timeframe for the project will be shortened by segmenting the road and works awarded to contractors

through a competitive tendering process, as guided by the Public Procurement and Disposal of Public Assets Act.

125. The total cost of implementing the project is estimated at US\$1.2 billion, to be funded through mobilization of resources from issuance of an Infrastructure Bond, guaranteed by Government. ZINARA revenue streams and fiscal resources will be used to liquidate the Bond on maturity.

126. During 2019, an amount of US\$300 million will be disbursed to the project, comprising of US\$50 million in fiscal resources and US\$250 million proceeds raised through a ZINARA Infrastructure Bond.

127. The Ministry of Transport and Infrastructural Development will establish a Project Committee to coordinate the project activities, such as providing policy direction, necessary approvals and stakeholder support, including sequencing of project activities during implementation.

128. To ensure value for money and quality of work on the road, an Engineering Consultancy Company of repute will be appointed to supervise the implementation of the project and ensure work is carried out in accordance with specified quality standards, within time, and at correct prices.

Rail Transport

129. The National Railways of Zimbabwe (NRZ) remains critical in providing transport for bulk raw materials, finished goods and passengers within the country and the region.
130. Within Zimbabwe, the rail network connects all major mines and heavy industrial plants as well as major collection points for farmers.
131. There is also need to expand the existing rail network to take advantage of new economic activities, within and outside our borders.
132. However, the US\$2 billion required to rehabilitate and upgrade the railway network, signalling and communications equipment, as well as rolling stock is beyond the capacity of the Budget.
133. In this regard, Government will continue to facilitate mobilisation of private sector funding, leveraging on the parastatal's assets and cash flows.
134. Already, negotiations are underway with the Diaspora Infrastructure Development Group/Transnet Consortium to inject US\$216 million into NRZ, under a joint venture arrangement, targeted at rehabilitation and upgrading of rolling stock, track, signaling and ICT systems, among others.

135. Reaching Financial Close under the above arrangement will take time, and hence, Government will assist NRZ to mobilise funding from the domestic market to allow the parastatal address some of the current challenges.

136. During 2019, an amount of **US\$60 million** will be mobilised from the market to address some of the immediate infrastructure requirements of NRZ.

Airports



R. G. Mugabe International Airport

137. Zimbabwe civil aviation operates in a global industry, requiring airports and air navigation systems to be of international standard.

138. In this regard, a key objective is to meet the minimum requirements of the International Civil Aviation Organization and have Zimbabwe

reclassified by the Federal Aviation Administration (FAA) and the European Aviation Safety Agency (EASA) from the current Category 2 rating.

139. This will entail implementation of the following:-

- A comprehensive upgrade of aviation infrastructure.
- Improve airspace management and airport operations, especially with regard to safety and security.
- Liberalise the air transport market, including capitalisation of Air Zimbabwe.
- Implement institutional reforms to separate the regulatory functions of CAAZ from its commercial airport operations.
- Develop and maintain the requisite skills for the civil aviation industry.

140. Following the successful upgrade of the Victoria Falls International Airport, upgrading of other key national airports such as the R. G. Mugabe International Airport (US\$78.2 milion), and the control tower at the J. M. Nkomo International Airport (US\$8 million) will be sustained during 2019, with funding from China Exim Bank and the Budget, respectively.

141. Furthermore, the Air Space Management System, allowing for aircraft communication to and from the ground, as well as monitoring of aircraft activity, will be enhanced through procurement and installation

of primary and secondary radar systems and related equipment, with off budget financing of US\$16.8 million.

Aviation Institutional Reforms

142. The Civil Aviation Amendment Act 2018 (No. 10 of 2018), which came into effect on 20 of July 2018, provides for the separation of the Airport operations and the Regulatory function, through the creation of the Airports Company of Zimbabwe.

143. The separation of the regulatory and commercial aspects of airport operations will facilitate participation and crowding in of private investments into airport operations.

144. Already, Government is working on the modalities for the transfer of functions and assets between the two entities, including operationalisation, which should enable effective management of our airports in line with international best practice.

145. Furthermore, the privatisation of Air Zimbabwe is already underway, which should result in improved operational viability and allow the airline to take its rightful place within region.

Border Posts

146. Government in 2015 made a decision to modernise and upgrade all its border posts that encompasses the following elements.

- Upgrading should allow for One Stop Border Post expansion programmes.
- Separation of traffic at the border.
- Entry and exit points should incorporate the latest designs of controlled movement.
- The use of latest technology in border management including an e-enabled Integrated Border Efficiency Management Systems.
- The structures shall conform to national and international standards in relation to emergency exits, lighting, power supply, water and sanitation, environmental protection, among others.

147. A model Border Post will be implemented at Beitbridge Border Post, before cascading to other entry points such as Plumtree, Chirundu, Forbes, Nyamapanda, Victoria Falls and Kazungula Border Posts.

148. Work on the upgrading and modernisation of Beitbridge is underway, following the award of the contract to Zimborders Consortium and the ground breaking ceremony held on 11 of July 2018.

149. The Concessionaire is already working on achieving Financial Close for the project that should pave way for the full implementation of the project during 2019.

HOUSING DEVELOPMENT

Sector Overview

150. The current housing backlog stands at over 1.3 million country wide, with Harare accounting for the bulk of this requirement. As a result, the prevalence of informal settlements that lack basic infrastructure and sustainable services has increased significantly across in most towns and cities.



New Government Complex Building

151. Inadequate offsite infrastructure is seen as a major constraint to housing development, as most local authorities are not able to establish new viable settlements, as this would strain existing bulk infrastructure.

152. The strain on current infrastructure has resulted in sewer bursts, water outages, inaccessible road networks, and overcrowded health and education facilities.

153. Urban renewal has also become urgent as some areas have lost their social, economic and environmental functionality, resulting in congestion, decline in quality of the living environment, building decay or disuse, weakening formal governance systems and the proliferation of social vices, like crime, drug abuse and prostitution.

154. An amount of US\$264 million will be invested into the housing sector during 2019, comprising of US\$192 million in fiscal resources and US\$71.9 million from the market and public entities contributions.

Housing Development

155. The task of improving inclusive human settlements will require investments beyond the capacity of the Budget.



Housing Units under construction by the NBS in Dzivarasekwa

156. In this regard, Government will institute policy interventions that allow for the development of synergies and participation of all stakeholders, including the private sector, employers, citizens and Development Partners in the provision of shelter.

157. Such interventions will include the following:

- Private sector involvement in housing development through Public Private Partnerships with local authorities and employers, focusing on development of onsite and offsite infrastructure.
- Promote investments in low cost serviced stands to address the plight of the poor.
- Institute a comprehensive programme for the formalisation of informal settlements, including issuance of title deeds, where beneficiaries contribute towards provision of on-site infrastructure.
- Roll out urban renewal programmes, with participation of the private sector.

Table on 2019 Housing Development Programmes

NAME OF PROJECT	ENTITY	LOCATION	PROJECT SCOPE	2019 BUDGET FUNDING MATRIX			
				BUDGET	Own Resources	Loan Financing	Total Resources
				US\$	US\$	US\$	US\$
Sakubva	MLPW&NH	Mutare	Construction of 2 blocks of flats	2,000,000			2,000,000
Dombotombo	MLPW&NH	Marondera	Construction of 1 block of flats (16x2 bedroom units)	1,000,000			1,000,000
Mbire	MLPW&NH	Mbire	Completion of 4 F14 housing units	80,000			80,000
Beitbridge re-development	MLPW&NH	Beitbridge	Completion of flats	2,000,000			2,000,000
Marimba	MLPW&NH	Mufakose	Construction of 2 blocks of flats	2,000,000			2,000,000
Spitzkop	MLPW&NH	Gwanda	Construction of 1 block of flats	1,000,000			1,000,000
Crownlands	MLPW&NH	Chinhoyi	Servicing of 999 stands.	3,500,000			3,500,000
Mkoba 21	MLPW&NH	Gweru	Servicing of 641 high density residential stands	1,000,000			1,000,000
Nemanwa	MLPW&NH	Masvingo	Servicing of 223 high density stands	1,500,000			1,500,000
Tshovani	MLPW&NH	Chiredzi	Servicing of 200 high density stands	1,280,000			1,280,000
Sub-Total				15,360,000			15,360,000
Manressa Estate Development	UDCORP	Harare	Phase II-Construction of 4 storey block of 128 student apartments			12,000,000	12,000,000
Knockmalloch Housing Development	UDCORP	Norton	Complete the servicing of 400 hectares of land for 2200 housing stands and construction of offsite infrastructure and housing units under phase 2			20,000,000	20,000,000
Chirundu Housing Development	UDCORP	Chirundu	Servicing of 60.65 hectares for the development of 639 housing stands as well as development of Chirundu Central Business District			8,000,000	8,000,000
Plumtree Flats	UDCORP	Plumtree	Construction of 4 storey apartments comprising of 192 two and three bedroomed apartments			12,000,000	12,000,000
Sub-Total						52,000,000	52,000,000
Gweru	BANCABC	Gweru	Servicing of 1309 high and medium density stands		1,800,000		1,800,000
Sub-Total						72,000,000	1,800,000
Chinotimba	CBZ	Victoria Falls	Servicing of 1309 high and medium density stands		1,670,679		1,670,679
Mkhosana Buffer	CBZ	Victoria Falls	Servicing of high and medium density stands		3,883,507		3,883,507
Nehosho	CBZ	Gweru	Construction of 1087 high-density residential houses and core houses.		-	7,284,061	7,284,061
Mtausi Park	CBZ	Gweru	Servicing of 368 low density stands		6,724,113		6,724,113
Mahatshula East	CBZ	Bulawayo	Servicing of 670 medium density stands		4,360,520		4,360,520
Labor of Longlands	CBZ	Marondera	Servicing of 3843 high, medium and low density stands		24,164,426		24,164,426
Reitport of Georgic	CBZ	Harare	Servicing of 31 agro-residential stands		596,000		596,000
Mbizo 21	CBZ	Kwekwe	Servicing of 445 high density stands		2,380,865		2,380,865
Mazowe	CBZ	Mazowe	Servicing of 163 low density stands		1,785,000		1,785,000
Sub-Total					45,565,110	7,284,061	52,849,171
Brockdale	Homelink	Bindura	Construction of 329 housing units under phase 1. Servicing of 144 residential stands and construction of 152 residential houses.		15,000,000		15,000,000
Strathmore	Homelink	Harare	Servicing of 971 (High, medium, low and Agro) residential stands and construction of 300 housing units		121,000,000		121,000,000
Malborough Flats	Homelink	Harare	Construction of 13 cluster units		3,000,000		3,000,000
Willsgrove	Homelink	Bulawayo	Servicing of 190 low density residential stands		10,000,000		10,000,000
Sub-Total					#####		149,000,000
Empumalanga	IDBZ	Hwange	Construction of offsite and onsite infrastructure of the development of 2000 high density residential stands			5,800,000	5,800,000
Kariba Housing Project	IDBZ	Kariba	Construction of offsite and onsite infrastructure for the development of 1,560 high medium and low residential stands			14,900,000	14,900,000
Sumben Housing project	IDBZ	Harare Urban	Servicing of an estimated 370 low density residential stands measuring an average 2000m2 each in Mount Pleasant suburb, Harare			12,100,000	12,100,000
Gwanda Housing Projects (Spitzkop&Doelfontein)	IDBZ	Gwanda Urban	Servicing of 1,133 High Density Residential stands			6,692,369	6,692,369
Plumtree Housing Project	IDBZ	Mangwe Urban	Construction of onsite infrastructure for the development of 166 Low Density residential stands			2,200,000	2,200,000
M'tonjeni Housing Project- Zvishavane	IDBZ	Zvishavane Urban	Construction of onsite infrastructure for the development of 165 Low Density residential stands.			2,900,000	2,900,000
Kilamey Medical Staff Accommodation Project	IDBZ	Bulawayo	Construction of Residential Flats for Health Professionals and Academic Staff with a capacity to accommodate about 150 families			8,567,468	8,567,468
Pomona Medical Staff Accommodation Project	IDBZ	Harare Urban	Construction of residential Blocks of flats for health professionals which can accommodate 378 families			27,600,000	27,600,000
Zvishavane Medical Staff Accommodation Project	IDBZ	Zvishavane Urban	Construction of residential blocks of flats for health professionals on 2 pieces of land measuring 0.3 Ha each			2,855,794	2,855,794
Lupane Students and Medical Staff Accommodation	IDBZ	Lupane	Construction of accommodation facilities for University students, academic and medical staff in Lupane			42,350,158	42,350,158

NAME OF PROJECT	ENTITY	LOCATION	PROJECT SCOPE	2019 BUDGET FUNDING MATRIX			
				BUDGET	Own Resources	Loan Financing	Total Resources
				US\$	US\$	US\$	US\$
Victoria Ranch Housing Project	IDBZ	Masvingo Urban	Servicing of 4,092 high, low and medium residential stands along with commercial and institutional stands			23,500,000	23,500,000
Clipsham II Housing Project	IDBZ	Masvingo Urban	Construction of onsite and offsite infrastructure for the development of high/medium density residential stands on 100 hectares			10,000,000	10,000,000
Denver Housing Project	IDBZ	Umguza	Construction of onsite and offsite infrastructure for the development of 1, 452 stands for a mixed residential suburb			7,900,000	7,900,000
Sub-Total						167,365,789	167,365,789
Rioville Project	NMB	Marlborough	Construction of 26 cluster units		4,000,000		4,000,000
St. Ives	POSB	Chinhoyi	Servicing of 103 high and medium density stands		1,000,000		1,000,000
Mupumalanga	FBC	Hwange	Servicing of residential stands and construction of residential houses		1,500,000		1,500,000
Zvishvane	FBC	Zvishavane	Servicing of residential stands and construction of residential houses		2,500,000		2,500,000
Kuwadzana	FBC	Harare	Servicing of residential stands and construction of residential houses		3,000,000		3,000,000
Sub-Total					12,000,000		12,000,000
Budiriro Housing Project	CABS	Harare	Construction of 2797 High Density houses		70,000,000		70,000,000
Pumula South	CABS	Bulawayo	servicing of 384 High Density stands				
Pumula South Extension	CABS	Bulawayo	Construction of 255 High Density houses		6,400,000		6,400,000
Nkulumane	CABS	Bulawayo	Servicing of 698 High Density stands				
Hatcliff	CABS	Harare	Development of 973 High Density stands		10,000,000		10,000,000
Budiriro infill project	CABS	Harare	Construction of 393 High Density Houses		6,000,000		6,000,000
Chegutu housing project	CABS	Chegutu	Seervicing of 5 000 High Density stands		30,000,000		30,000,000
Sub-Total					#####		122,400,000
Newmara	NBS	Mutare	Servicing of stands and construction of 155 high density residential Stands		4,300,000		4,300,000
Knockmallock	NBS	Norton	Construction of 267 high density residential units		4,537,000		4,537,000
Batanai Lot A	NBS	Chinhoyi	Servicing of stands and construction of 360 high density housing units		7,600,000		7,600,000
Glaudina Apartments	NBS	Harare	Construction of 288 high density flats		10,658,000		10,658,000
Glaudina Marwede	NBS	Harare	Construction of 100 high density houses		1,500,000		1,500,000
Hopeville	NBS	Harare	Costruction of 71 medium desnity houses		4,759,000		4,759,000
Sub-Total					33,354,000		33,354,000
South Mews	POSB	Harare South	Servicing of 150 high and medium density stands	1,500,000	1,500,000	1,500,000	1,500,000
Sub-Total				1,500,000	59,371,000	1,500,000	1,500,000
TOTAL				15,360,000	365,619,110	226,649,850	607,628,960

Institutional Housing

158. Given the acute shortage of offices for Ministries and Departments, Government will prioritise completion of stalled and ongoing projects.



159. In this regard, US\$183.9 million will be invested towards the completion of projects at Lupane, Filabusi, Hwedza, Mutoko composite offices, district registry offices, court facilities, amongst others.

160. This includes the rehabilitation and upgrading of existing public facilities, in order to create a conducive working environment.

161. Furthermore, an amount of US\$5.7 million will be channeled towards rehabilitation and construction of Chanceries in London and New York, including purchase of a stand in Dodoma.

162. With regards to ports of entry, investments of US\$13.6 million through ZIMRA, will target upgrading of facilities such as staff accommodation and offices at Kazungula, Beitbridge and Forbes, to cater for increased demand for services. This investment is over and above the

modernisation programme being undertaken at Beitbridge Border Post, through a public private partnership arrangement.

163. The Table below shows the targeted institutional housing projects planned for 2019.

2019 Institutional Housing Projects

PROJECT TITLE	Location	2019 Planned Works	2019 Allocation (US\$)
Composite Offices			
<i>Lupane composite office blocks</i>	Matabeleland South	Completion of Phase 1 (Blocks A,B,C and D), civil works and ancillary services	3,300,000
<i>Hwedza District Composite Office</i>	Mashonaland East	Completion of the composite office block	2,000,000
<i>Mutoko District Composite Office</i>	Mashonaland Central	Completion of the works from first floor deck	4,700,000
<i>Siakobvu District Composite Office</i>	Matabeleland North	Completion of superstructure for the composite office block	1,500,000
<i>Mbire District Composite Office</i>	Mashonaland Central	Designs, tendering and construction of the substructure.	1,200,000
Sub-Total			12,700,000
Housing Development			
<i>Beitbridge Redevelopment</i>	Matabeleland South	Completion of construction of 4*3 storey 3 bedroomed flats, 2*3 storey 2 bedroomed flats, 4 garden flats and 6 duplex flats.	2,000,000
<i>Mbire Civil Service Housing</i>	Mashonaland Central	Completion of 4 F14 housing units	50,000
<i>Lupane Civil Service Housing</i>	Matabeleland North	Completion of 19 F14 houses which are at various stages.	150,000
<i>Marimba Civil Service Houses</i>	Harare	Completion of blocks of flats	2,000,000
<i>Spitzkop Civil Service Housing</i>	Marondera	Completion of blocks of flats	1,000,000
<i>Crownlands Home Ownership scheme</i>	Harare	Complete servicing of 999 stands	3,500,000
<i>Mkoba Home Ownership Scheme</i>	Harare	Complete servicing for sewer, water, roads and storm water drains for 641 high density residential stands.	800,000
			9,500,000
Zimbabwe Revenue Authority			
<i>Chirundu staff houses</i>	Chirundu	Construction of 3 four roomed houses including electrification and connections of water and sewer services.	325,000
<i>Kazungula staff houses</i>	Hwange	Construction of 3 four roomed houses including electrification and connections of water and sewer services.	260,000
<i>Beitbridge blocks of flats</i>	Beitbridge	Excavations of foundations for 2 blocks of flats and development on-site services infrastructure such as sewer, water conveyance and roads	550,000
<i>Forbes staff houses</i>	Mutare	Construction of 4 *4 bedroomed houses to completion with all services	910,000
<i>Nyamapanda staff houses</i>	Muzi	Construction of 2 four bedroomed houses with on-site and off-site services such as water and sewer conveyance systems, electricity and roads for future planned developments	100,000
<i>Victoria Fall Staff house upgrade</i>	Victoria Falls	Complete refurbishment of 8 units of flats	250,000

PROJECT TITLE	Location	2019 Planned Works	2019 Allocation (US\$)
<i>Umguza Canine Project</i>	Umguza	Complete construction of dog kennels, guardroom, fencing, offices and staff houses	500,000
<i>Kurima House Upgrade</i>	Harare	Partitioning and floor tiling for the ground floor, 3rd, 4th and 6th floors	360,000
<i>Forbes Truck Park & Redeployable Office</i>	Mutare	Development of trucks parking area and setting-up of deployable office	3,350,000
<i>Mlambapele Offices and fencing</i>	Plumtree	Complete construction of offices, clearing hall and staff accommodation as well as fencing	500,000
<i>Cashel Valley earthworks and redeployable office</i>	Chimanimani	Excavations of foundations and installation of a deployable office	1,250,000
<i>Kanyemba Redeployable Office</i>	Hurungwe	Complete construction of deployable offices	250,000
<i>State Warehouse Shelving</i>	Various	Complete installation of shelves in state warehouses and installation of the e-warehousing systems	600,000
<i>Mlambapele electrification</i>	Plumtree	Electrification of offices, clearing hall and houses	300,000
<i>Fire Suppression system</i>	Various	Designing and installation of fire suppression systems.	960,000
<i>Nyamapanda sewer</i>	Mudzi	Completion of sewer plant	1,500,000
<i>Chirundu sewer and water works</i>	Chirundu	Complete automation of water treatment plant and water reticulation system upgrade	735,000
<i>Cashel Valley Access Road</i>	Chimanimani	Complete construction of access road to the border post	800,000
<i>Search bays</i>	Various	Complete construction of search bays	100,000
Sub-Total			13,600,000
Training Centres			
<i>Toronto Training Centre</i>	Manicaland	Construct classroom block and equip the classrooms	100,000
<i>Domboshava Training Centre</i>	Mashonaland Central	Refurbishment of buildings	100,000
<i>Elangeni Training Centre</i>	Bulawayo	Complete refurbishment of buildings	70,000
<i>Mrewa Training Centre</i>	Mashonaland East	Complete Administration Block and installation of equipment	50,000
<i>Chinhoyi Training Centre</i>	Mashonaland West	Complete drilling of 2 boreholes including reticulation	30,000
<i>Rowa Training Centre</i>	Manicaland	Complete installation of water tanks and stands	10,000
<i>Domboshava Training Centre</i>	Mashonaland East	Complete rehabilitation and upgrading of infrastructure	100,000
<i>Toronto Training Centre</i>	Manicaland	Complete rehabilitation and upgrading of infrastructure	100,000
<i>ZIPAM</i>	Mashonaland West	Complete rehabilitation and upgrading of targeted facilities	100,000
<i>Alvord Training Centre</i>	Masvingo	Complete repair of gutters, fissure boards and construction of computer laboratory	100,000
Sub-Total			560,000
Other Institutional Accommodation			
State Residences			
<i>Mandara Residence</i>	Harare	Complete rehabilitation of main house, guardrooms, offices, storeroom, garage, servants quarters and barrack	1,151,300
<i>State House</i>	Harare	Complete Ceiling, carpeting, tiling, gutter repairs, installation of quadrant, plastering, cornice fixing, skimming of walls, painting, sanitary fittings repairs	353,000
<i>Zimbabwe House</i>	Harare	Complete repair of electricals, carpentry, plumbing, tiling, carpeting, painting, landscaping and driveways	1,323,800
<i>Baringa Guest House</i>	Harare	Complete upgrading of landscaping, driveways, electricals, bathrooms and toilets	293,500
<i>Chinhoyi Guest house</i>	Chinhoyi	Complete renovation of targeted buildings	625,700

PROJECT TITLE	Location	2019 Planned Works	2019 Allocation (US\$)
<i>Masvingo Residence</i>	Masvingo	Start construction of Masvingo State Residence	800,500
<i>Kariba Residence</i>	Kariba	Start construction of Kariba State Residence	402,200
Sub-total			4,950,000
Social Welfare			
Northcote Children's Home	Mashonaland West	Complete repair water system and erection of durawall	70,000
Chambuta Children's Home	Masvingo	Complete rehabilitation of buddings	70,000
John Smale Children's Home	Bulawayo	Complete works in progress	50,000
Luveve Girls Training Institute	Bulawayo	Complete construction of girls ablution facilities and procurement of kitchen equipment	50,000
Percy Ibbston Children's Home	Bulawayo	Complete rehabilitation of targeted buildings	30,000
Blue Hills Children's Home	Midlands	Complete construction of a durawall, boys toilets and tiling	50,000
Beatrice Rehabilitation Centre	Mashonaland East	Complete refurbishment of Superintendent's House	70,000
Beitbridge Reception Centre	Matabeleland South	Refurbishment of buildings, retooling and equipment	40,000
Plumtree Reception Centre	Matabeleland South	Refurbishment of buildings, retooling and equipment	50,000
Hupenyu Hutsva Children's Home	Harare	Complete construction of girls dormitory and administration block	100,000
Mutare Probation & Remand Home	Manicaland	Complete construction outside toilets, durawall, install solar panels and geysers	100,000
Makombe Labour Office	Harare	Refurbishment of offices	50,000
ARLAC	Harare	Construction of hostels, refurbishments of buildings and equipping the Centre	350,000
Ruwa National Rehabilitation Centre	Mashonaland East	Complete refurbishment of buildings, retooling and equipment	150,000
Kadoma Training Institute	Mashonaland West	Water and sewer works, refurbish the administration block, and girls' wing kitchen	150,000
Labour Migration Information Centre	Matabeleland South	Purchase of stand, fence, fit flood lights and construct office block	50,000
Lowden Lodge	Manicaland	Rehabilitation of facilities	250,000
Zimbabwe National League of the Blind	Bulawayo	Complete construct and equipping of resource Centre	100,000
Sub_Total			1,780,000
Other Institutional Accommodation			
<i>Training School</i>	Harare	Complete construction of ongoing buildings	7,000,000
Chanceries	Various	Rehabilitation and construction of targeted chanceries	5,500,000
National Museums and Monuments-Accommodation facilities		Rebuilding of 3 accommodation lodges at Great. Zimbabwe and refurbishment of Restaurant.	123,000
Rehabilitation and Upgrading of Bulawayo and Harare Registry Centres		Complete installation of security, digitalisation & air-conditioning	600,000
Highfield District Office	Harare	Complete refurbishment of buildings, retooling and equipment	80,000
New Parliament Building	Mashonaland West	Completion of ring road and permanent water supply	3,000,000
Mbire District Office	Mashonaland Central	Complete construction of office block and installation of equipment	70,000
Sub-Total			16,373,000
Total			59,463,000

Parliament Building

164. Implementation of the new Parliament building is underway, following the conclusion of conditions precedence and granting of National Project Status for the project.

165. During 2019, an amount of US\$3.2 in fiscal resources and US\$31.9 million from the Chinese Government will be disbursed to the project to cover planned works.

INFORMATION COMMUNICATION TECHNOLOGY

Sector Overview

166. Over the past decade, great strides have been achieved in the uptake and use of Information Communication Technologies, as evidenced by the high active mobile penetration rates of 84.6% and internet penetration, which stood at 52.1% as at the end of the first quarter of 2018.



167. The implementation of e-Government services has also progressed steadily through investments in the requisite ICT infrastructure, focusing on e-education, e-health, research and development, as well as the creation of Community Information Centers to benefit some of the disadvantaged communities.

168. The Budget will invest in smart systems for public services such as electricity, security, telephones and water which should provide scope for Government to reduce on utility bills.

169. The 2019 budget makes provision of US\$112.6 million for the sector of which US\$82 million is from fiscal resources and US\$30 million as off budget financing to cater for the following key priorities:

- Consolidation of public sector ICT assets;
- Continue extending the next generation broadband coverage to the majority of homes and businesses;
- Ensure a coordinated approach to investment in ICT infrastructure by both private and public sector including establishment of a national backbone infrastructure;
- Public policy and regulation that supports competition and innovation in ICT infrastructure provision; and,
- Address coverage in unserved areas, particularly rural areas to ensure seamless connectivity in all areas.

Zimbabwe Digital Migration Project

170. The Zimbabwe Digital Broadcasting Migration Project is a critical component of the country's ICT backbone infrastructure, meant to deliver digital television services, in line with developments across the world.



171. The project will address poor radio reception in some parts of the country, particularly in rural and border areas, where members of the public have resorted to foreign services.

172. Progress has been made, with two out of 6 digital television studios, the Master Control Room, Playout System, Headend and Satellite Uplink terminal, all having been completed.

173. Digitalisation of an additional five existing transmitter sites at Chivhu, Gweru, Gwanda, Karoi and Chiredzi is almost complete, bringing the

number of completed sites to eighteen out of forty-eight transmitter sites.

174. Furthermore, two new transmitter site towers have been completed at Kwekwe and Siyakobvu to bring the total number of completed new towers to eleven out of twenty-five.

175. Renewal of five FM radio transmitter sites has also been completed at Kamativi, Kenmaur, Nyanga, Mutare and Susamoya, whilst two gap fillers have been installed at Gokwe Nembudziya and Zvishavane, bringing significant improvement in radio coverage to the communities in and around those areas.

176. The installation of a Regulatory Content Monitoring System has also been completed, together with the installation of seven remote stations, whilst 48 Electronic News Gathering camera sets to be used for content production have also been handed over to the public broadcaster, ZBC.

177. Through the Budget, an amount of US\$39.3 million has been set aside for the project during 2019, targeted at digitalisation of 11 additional transmitter sites, renewal of 10 FM Radio transmitter sites, construction of seven new site towers and digitalisation of 2 television studios and three radio studios, to cover unserved areas.

E-Government Programme

178. To fully benefit from the advances in technology, Government is upgrading its public digital infrastructure, essential in providing public services which are easier, quicker and more convenient for people to use at lower costs than current methods.
179. In this regard, an amount of US\$42.6 million has been allocated for the implementation of e-Government programmes, focusing on establishment of the National Data Centre, Community Information Centres and maintenance of Government systems, among others.
180. Furthermore, an amount of US\$12 million in fiscal resources will be invested in developing the requisite infrastructure for the roll out of the Voice over Internet Protocol (VOIP) project within Government.
181. TelOne will invest US\$25.7 million in own resources towards extending the network, including upgrading its ICT systems.
182. The Zimbabwe Revenue Authority will also invest US\$13 million during 2019, towards automation and modernisation of its operations in order to strengthen its online services to the public, as well as reduce revenue leakages.

2019 ICT Projects

Sectors	Amount US\$ millions					Total
	Fiscal	Statutory	Own Resources	Loans	JVs/PPPs	
Zimbabwe Digital Broadcasting Migration Project- Broadcasting Authority of Zimbabwe (BAZ)	38,330,000					39,330,000
E-Government Projects						
<i>Establishment of Community Information Centres</i>	500,000					500,000
<i>HPC infrastructure</i>	3,000,000					3,000,000
<i>Establishment of a National Data Centre</i>	4,800,000					4,800,000
<i>Cadastral System</i>	1,700,000					1,700,000
<i>Maintenance of National Systems</i>	3,635,000					3,635,000
<i>Computerisation of Schools-ICT lab per school</i>	2,000,000					2,000,000
<i>E-Government flagship projects</i>	2,000,000					2,000,000
<i>Voice Over Internet (VOIP)</i>	12,000,000					12,000,000
Sub-Total	29,635,000					29,635,000
Tel-One Projects						
<i>National Backbone Network</i>			2,700,000			2,700,000
<i>Core IP Projects</i>			9,000,000			9,000,000
<i>National Access Network</i>			7,000,000			7,000,000
<i>Information Systems Projects</i>			7,000,000			7,000,000
Sub-Total			25,700,000			25,700,000
Automation of ZIMRA Operations						
<i>Computer and printers replacement</i>	1,450,000					1,450,000
<i>Tax and Revenue Management System</i>	3,500,000					3,500,000
<i>Data Warehouse and Risk Management System</i>	1,000,000					1,000,000
<i>Network Upgrades and optimisation</i>	1,150,000					1,150,000
<i>Privileged Access Management System</i>	500,000					500,000
<i>New SAN Infrastructure Storage</i>	1,200,000					1,200,000
<i>Upgrade Servers (Clouding Computing)</i>	1,200,000					1,200,000
<i>E-Document Management System</i>	550,000					550,000
<i>Asycuda World Upgrading</i>	500,000					500,000
<i>Single Window systems integration</i>	500,000					500,000
<i>Security incident and event management scanners</i>	450,000					450,000
<i>Business Process Management</i>	400,000					400,000
<i>Contact Centre</i>	300,000					300,000
<i>Biometric Access Control for Data Centre</i>	100,000					100,000
<i>Application Monitoring Solution</i>	100,000					100,000
<i>Anti-virus Software</i>	100,000					100,000
Sub-Total	13,000,000					13,000,000
TOTAL	81,965,000		25,700,000			107,665,000

Digital Dividend

183. The Digitalisation Migration Project, under implementation since 2015, will replace the current Analogue Television Broadcasting

System, with the new Digital Broadcasting Platform, in line with the International Telecommunication Union requirements.

184. This migration creates a Digital Dividend Spectrum space which can be sold or leased to telecommunication companies, and hence, provide additional funding for the Budget. It is critical that the Nation sweats its spectrum resources through competition, in order to maximise on benefits from this scarce resource.

185. Previously, the Dividend Spectrum had been sold to NetOne by the Broadcasting Authority of Zimbabwe for US\$200 million, but the parastatal failed to mobilise the required funding.

186. Once sold, the resources mobilised can be re-invested into the telecommunication sector, for example, completing the Digital Broadcasting Migration Project, whose outstanding requirement is in excess of US\$100 million.

AGRICULTURE



Sector Overview

187. Studies undertaken by the African Development Bank and others identify agriculture as one of the sectors that can create the foundation for inclusive growth through exports and development of supply chains.

188. Following the successful conclusion of Land Reform, enhancing productivity and production in agriculture is critical in addressing some of the national challenges, such as food security, industrial capacity utilisation, employment creation and export earnings, among others.

189. To ensure that agriculture fully plays its role of stimulating and driving economic growth and development, Government will prioritise the following key areas.


- Inputs supply to farmers.
- Infrastructure development, such as dams and irrigation development.
- Mechanisation, including support for access to tractors and implements on a cost recovery basis.
- Storage and marketing of agricultural produce.
- Capacity building, through training and extension services.

Irrigation Rehabilitation & Development

190. Government has recognised the role of irrigation development as a key drought mitigation measure, critical in increasing agricultural production and productivity.

191. Under the National Accelerated Irrigation Rehabilitation Programme, Government targets development of around 200 hectares per District, utilising the abundant water bodies in the country with support of Development Partners.

192. In this regard, the 2019 Budget has set aside US\$36.5 million towards the development of 7 000 hectares on 115 irrigation schemes countrywide.



193. Furthermore, Development Partners are supporting the development of smallholder irrigation schemes as follows:-

- With funding from JICA, the construction and rehabilitation of Nyakomba Irrigation Scheme will be sustained during 2019, with an amount of US\$1.6 million being disbursed and targeting works on the distribution pipelines, irrigation canals and installation of electrical equipment for pump stations.
- Under the Smallholder Irrigation Revitalisation Programme co-funded by the International Fund for Agricultural Development (IFAD), Open Fund for International Development (OFID) and Government, an amount of US\$11.4 million will be availed for development of feasibility studies and rehabilitation of 24 irrigation schemes in four Provinces.
- With support from the Kuwait Fund for Arab Economic Development, an amount of US\$2.2 million will be disbursed during 2019 for detailed designs and other works for Zhove Irrigation Scheme, estimated to benefit 5 000 households.

194. The Table below shows the irrigation schemes targeted for implementation during 2019.

2019 Irrigation Projects

NAME OF PROJECT	PROVINCE	DISTRICT	POTENTIAL HECTARAGE	TARGETED HECTARAGE	2019 BUDGET ALLOCATIONS			
					FISCAL RESOURCES	DEVELOPMENT PARTNER SUPPORT	LOAN	TOTAL
<i>National Accelerated Irrigation Rehabilitation Programme</i>								
Kwalu	Mat South	Beitbridge	45	45	150,000			150,000
Gowe	Masvingo	Bikita	50	50	80,000			80,000
Bengura	Masvingo	Bikita	40	40	150,000			150,000
Bengura	Masvingo	Bikita	150	150	150,000			150,000
Masembura	Mash Central	Bindura	20	20	80,000			80,000
Maparo	Mash Central	Bindura	180	180	200,000			200,000
Bulawayo Kraal	Mat North	Binga	10,000	190	650,000			650,000

NAME OF PROJECT	PROVINCE	DISTRICT	POTENTIAL HECTARAGE	TARGETED HECTARAGE	2019 BUDGET ALLOCATIONS			
					FISCAL RESOURCES	DEVELOPMENT PARTNER SUPPORT	LOAN	TOTAL
Mlibizi	Mat North	Binga	200	200	500,000			500,000
Mutunha	Manicaland	Buhera	20	20	150,000			150,000
Ruti	Manicaland	Buhera	100	100	150,000			150,000
Nyabango	Mash West	Chegutu	100	100	200,000			200,000
Riversdale	Mash West	Chegutu	130	130	250,000			250,000
Chigara BBH	Mash East	Chikomba	40	40	250,000			250,000
Nyanyadzi	Manicaland	Chimanimani	67	67	400,000			400,000
Bwerudza	Manicaland	Chipinge	50	50	150,000			150,000
Chilonga	Masvingo	Chiredzi	40	40	190,000			190,000
St Joseph	Masvingo	Chiredzi	40	40	200,000			200,000
HamaMavhaire	Midlands	Chirumhanzu	103	103	300,000			300,000
Musena Youth	Midlands	Chirumhanzu	20	20	150,000			150,000
Nyahombe	Masvingo	Chivi	150	150	30,000			30,000
Gororo	Masvingo	Chivi	120	120	200,000			200,000
Gororo(Block A and B)	Masvingo	Chivi	140	140	350,000			350,000
Mutange	Midlands	Gokwe South	134	134	150,000			150,000
Chemahororo	Midlands	Gokwe South	60	60	200,000			200,000
Marsala	Mash East	Goromonzi	140	140	200,000			200,000
Fraskati	Mash East	Goromonzi	40	40	250,000			250,000
Svisva	Mash East	Goromonzi	40	40	250,000			250,000
Velvekia	Mash Central	Guruve	100	100	190,000			190,000
Nyamuseve	Mash Central	Guruve	100	100	150,000			150,000
Kachuta	Mash Central	Guruve	10	10	100,000			100,000
Lowlands	Masvingo	Gutu	15	15	200,000			200,000
Makwe	Mat South	Gwanda	200	200	350,000			350,000
Mtshabezi	Mat South	Gwanda	150	150	700,000			700,000
Mbembeswana	Midlands	Gweru	100	100	180,000			180,000
Mambanjeni	Midlands	Gweru	90	90	250,000			250,000
Vuka	Mash West	Hurungwe	140	140	200,000			200,000
Bitu	Mash East	Hwedza	140	140	200,000			200,000
Mhakwe	Mash East	Hwedza	60	60	120,000			120,000
Silalabuhwa	Mat South	Insiza	45	45	200,000			200,000
Muzvezve Village 13/Soteck	Mash West	Kadoma	100	100	190,000			190,000
Mola	Mash West	Kariba	120	120	180,000			180,000
Igogo	Midlands	Kwekwe	84	84	80,000			80,000
Bubi-Lupane	Mat North	Lupane	200	200	350,000			350,000
Portelet	Mash West	Makonde	200	200	200,000			200,000
Temperly	Mash West	Makonde	100	100	350,000			350,000
Upper Lessapi	Manicaland	Makoni	300	300	650,000			650,000
Chiduku Tikwiri	Manicaland	Makoni	219	219	180,000			180,000
Romsley	Manicaland	Makoni	100	100	50,000			50,000
Bambanani	Mat South	Mangwe	60	60	350,000			350,000
Bonchance	Mash East	Marondera	120	120	150,000			150,000
Sussex	Mash East	Marondera	80	80	350,000			350,000

NAME OF PROJECT	PROVINCE	DISTRICT	POTENTIAL HECTARAGE	TARGETED HECTARAGE	2019 BUDGET ALLOCATIONS			
					FISCAL RESOURCES	DEVELOPMENT PARTNER SUPPORT	LOAN	TOTAL
Nyika	Masvingo	Masvingo	40	40	250,000			250,000
Valley	Mat South	Matobo	45	45	200,000			200,000
Gwingwizha	Mash Central	Mazowe	20	20	150,000			150,000
Nyarumwe	Mash Central	Mazowe	100	100	250,000			250,000
Chimwe Chegato	Midlands	Mberengwa	64	64	250,000			250,000
Chaora block	Midlands	Mberengwa	244	244	350,000			350,000
Kanyemba	Mash Central	Mbire	200	200	150,000			150,000
Nyambudzi	Mash Central	Mbire	80	80	150,000			150,000
Everton	Mash Central	Mt Darwin	80	80	220,000			220,000
Kudzwe	Mash East	Mudzi	50	50	280,000			280,000
Sommerset	Mash East	Murehwa	120	120	200,000			200,000
Arda Transau	Manicaland	Mutare	2,000	200	400,000			400,000
Mpudzi	Manicaland	Mutare	70	70	150,000			150,000
Hamamaoko	Manicaland	Mutare	28	28	100,000			100,000
Laverstork/Ena Vante	Manicaland	Mutasa	120	120	200,000			200,000
Tabudirira	Mash East	Mutoko	100	100	350,000			350,000
Dendere	Mash Central	Muzarabani	40	40	150,000			150,000
Manyuchi	Masvingo	Mwenezi	200	200	250,000			250,000
Lapache	Masvingo	Mwenezi	100	100	200,000			200,000
Manyuchi/Mangoma	Masvingo	Mwenezi	20	20	350,000			350,000
Muzvezve Block 8	Mash West	Ngezi	100	100	250,000			250,000
Chimhandia Extension	Mash Central	Rushinga	30	30	150,000			150,000
Millanwood	Mash West	Sanyati	150	150	180,000			180,000
Seke sanyati	Mash West	Sanyati	20	20	80,000			80,000
Eladale	Mash East	Seke	100	100	200,000			200,000
Hanarul	Mash East	Seke	100	100	160,000			160,000
Chipoli D	Mash Central	Shamva	106	106	210,000			210,000
Eben	Mash Central	Shamva	200	200	150,000			150,000
Makwikwi	Midlands	Shurugwi	20	20	150,000			150,000
Ruchanyu	Midlands	Shurugwi	27	27	50,000			50,000
Redwood	Mat North	Umuguza	30	30	190,000			190,000
Phaphamani	Mat North	Umuguza	30	30	190,000			190,000
Tembanani-Vusanani	Mat North	Umuguza	82	82	350,000			350,000
Mutawatawa	Mash East	Uzumba	100	100	500,000			500,000
Chibvi	Mash East	Uzumba	40	40	300,000			300,000
Nhema	Masvingo	Zaka	40	40	300,000			300,000
Mushaya	Masvingo	Zaka	50	50	300,000			300,000
Kutama	Mash West	Zvimba	120	120	180,000			180,000
Nyamuvanga	Mash West	Zvimba	35	25	350,000			350,000
Mabwematema	Midlands	Zvishavane	52	52	120,000			120,000
Mahute	Masvingo	Bikita	84	84	180,000			180,000
Mufusirwa	Masvingo	Bikita	40	40	300,000			300,000
Famona	Mat North	Bubi	30	30	190,000			190,000
PeterPan	Mat North	Bubi	30	30	120,000			120,000

NAME OF PROJECT	PROVINCE	DISTRICT	POTENTIAL HECTARAGE	TARGETED HECTARAGE	2019 BUDGET ALLOCATIONS			
					FISCAL RESOURCES	DEVELOPMENT PARTNER SUPPORT	LOAN	TOTAL
MpoloMpolo	Mat North	Bubi	30	30	150,000			150,000
Dorowa	Manicaland	Buhera	40	40	150,000			150,000
Chikwezvero	Mash East	Chikomba	20	20	200,000			200,000
Nyaje	Midlands	Gokwe South	10	10	80,000			80,000
Milsonia	Midlands	Kwekwe	20	20	180,000			180,000
Igogo Takawira	Midlands	Kwekwe	52	52	150,000			150,000
Smith Block	Mat South	Mangwe	120	120	1,000,000			1,000,000
Wadlove	Mash East	Marondera	10	10	190,000			190,000
Murefu	Masvingo	Masvingo	5	5	100,000			100,000
Chinehasa	Mash Central	Mazoe	20	20	200,000			200,000
Mazowe Bridge	Mash Central	Mazowe	20	20	150,000			150,000
Mudzindiko/Mataka	Manicaland	Mutasa	80	80	150,000			150,000
Nyamutsahuni	Mash East	Mutoko	40	40	350,000			350,000
Nyazvikatsi	Mash East	Mutoko	90	90	300,000			300,000
Madhodha	Mash West	Ngezi	50	50	250,000			250,000
Nyambiri	Mash East	Seke	60	60	300,000			300,000
Dalkeith	Mash West	Zvimba	100	100	250,000			250,000
Total			21,156	9,536	25,800,000			25,800,000
Other Irrigation Support								
Zhove irrigation	Mat South	Beitbridge	2,520		1,000,000		2,200,000	3,200,000
Muzhwi	Masvingo	Masvingo	800	800	2,000,000			2,000,000
Smallholder Irrigation Revitalisation Programme	Masvingo, Midlands, Mat South and Midlands		6,100		1,160,000	5,605,000	4,603,000	11,368,000
Operation and maintenance	All provinces	All districts			1,000,000			1,000,000
Upgrading of Fels Demonstration Centre					440,000			440,000
Upgrading of irrigation demonstration plots					400,000			400,000
Technical performance evaluation					200,000			200,000
Project Management & Capacity building					2,000,000			2,000,000
Plant & Equipment					3,000,000			3,000,000
Sub Total			9,420	800	11,200,000	5,605,000	6,803,000	23,968,000
Grand Total			30,576	10,336	37,000,000	5,605,000	6,633,000	49,768,000

Control of Animal Diseases

195. Our quest to increase the national livestock herd, quality of beef, growth of the leather value chain, including prospects for exports remains under threat from trans-boundary diseases, such as foot and mouth and animal trypanosomiasis (*nagana*).
196. In this regard, Government has embarked on a phased Foot and Mouth Disease Control Fence Programme to minimise cross border infection, targeting 1 595km of fence, along the Gonarezhou, Hwange, Gokwe, Kariba, Mbire and Mudzi areas, at an estimated cost of US\$31.9 million.
197. During 2019, an amount of US\$8 million has been allocated for the construction of 80 km of fence along the Gonarezhou National Park, as well as 281 km to the north-eastern side of the country from Angwa River, in Mashonaland West, along the border to Gairezi River in Manicaland.
198. Furthermore, an allocation of US\$2.4 million has been made for the rehabilitation of around 50 dip tanks across each of our Provinces.
199. Notwithstanding previous interventions, tsetse population levels have been increasing, due to more favourable weather conditions in previously cleared areas, such as Mola and Gokwe North.

200. Under the Area-wide Integrated Pest Management approach, a provision of US\$2 million has been set aside for the procurement of vehicles and motor bikes, to enable surveillance of tsetse movement and spraying of affected areas.

Compensation of Former Farm Owners

201. Government has committed to finalising the issue of compensation to all former farmers that were affected by the Land Reform Programme, including commitments under the various bilateral agreements, and in accordance with the country's laws.

202. Whilst work on the extent of Government's obligations is still to be finalised, the resources required to compensate and put closure to this important issue is obviously beyond the capacity of the Budget to finance.

203. In this regard, various mobilisation strategies and finance mechanisms are being pursued, including the setting up of a Land Bank, with participation of all stakeholders.

204. Given the limited fiscal space, the 2019 Budget makes provision of US\$53 million for payment of compensation to former farmers for farm improvements.

SOCIAL SERVICES

Sector Overview

205. Our citizens remain the greatest asset the country has, and hence, the need to create an environment where each individual is given an opportunity to contribute and self-actualise.

206. The capacity of the country to compete effectively on the global stage will depend on a strong human capital base that is able to take advantage of the country's competitive advantages.

207. Improving the quality and access to social services will, therefore, be central to the development of the human capital potential of the country.

Education

208. Investments in the education sector will seek to engender a generation of new ideas that solve current and future societal challenges, as well as develop life skills, critical for self-employment.

209. In this regard, the 2019 Budget will invest US\$107.5 million in addressing infrastructure bottlenecks in our education system, targeting the following:

- Infrastructure upgrades at primary and secondary schools, US\$41.7 million.
- Construction and rehabilitation of infrastructure at tertiary institutions, including promotion and application of science US\$47.8 million.
- Construction of innovation hubs for promotion of research and its application; US\$18.8 million.
- Construction and upgrading of sports and recreation facilities, as well as community centres, US\$5.9 million.

210. The investments in primary and secondary education infrastructure focus on strengthening of STEM programmes and the teaching of practical subjects, which will require additional teaching facilities and equipment.

211. The following Table shows the 2019 targeted infrastructure and schools.

2019 Targeted Investments for Primary and Secondary Schools

Name of Project	PROVINCE	2019 Budget allocation (US\$)
Infant Education (Construction of ECD Centres classrooms and ablution facilities)		
Cowdry Park 1 Primary	Bulawayo Metropolitan	270,000
Ngwenyama Primary	Bulawayo Metropolitan	270,000
Chiramba Primary	Mashonaland West	520,000
Kotwa Primary	Mashonaland East	570,000
St Marys' Early Learning Centre	Harare Metropolitan	270,000
Rehabilitation of Government ECD facilities		3,320,000
Infrastructure support to Non-Government ECD facilities		1,338,000
Sub-Total		6,558,000
Junior Education (Construction of classroom, teachers' houses and ablution facilities)		
Cowdry Park 2 Primary	Bulawayo Metropolitan	500,000
Mahatshula North Primary	Bulawayo Metropolitan	500,000
Hillside Primary	Masvingo	200,000
Dunuza 2 Primary	Masvingo	800,000

Name of Project	PROVINCE	2019 Budget allocation (US\$)
Wedza Primary	Mashonaland East	1,000,000
Mpalawani Primary	Matabeleland South	65,000
Mariga Government Primary school	Mashonaland Central	300,000
Co-financing for the First Education Programme		1,600,000
Rehabilitation of Government Junior Schools		3,000,000
Infrastructure support to Non-Government Junior Schools facilities		1,000,000
Sub-Total		8,965,000
Secondary Education (Construction of classrooms, science laboratories and teachers' houses)		
Mcumbatha Secondary	Bulawayo Metropolitan	145,000
Cowdry Park 2 Secondary	Bulawayo Metropolitan	352,000
Pumula South Secondary	Bulawayo Metropolitan	60,000
Cowdry 1 Park Secondary	Bulawayo Metropolitan	325,000
Mwenezi High	Bulawayo Metropolitan	300,000
Mapanzure High	Masvingo	85,000
Machechera Secondary	Mashonaland East	350,000
Mahusekwa High	Mashonaland East	350,000
Nyamkuyo Secondary	Mashonaland East	1,000,000
Chitepo Secondary	Mashonaland East	650,000
Liebeernberg High	Mashonaland East	250,000
Jonasi Secondary	Mashonaland East	250,000
Spitzkop North Secondary	Matabeleland South	1,000,000
St Joseph's Secondary	Matabeleland South	120,000
Stoneridge Secondary	Harare Metropolitan	1,000,000
Ruvimbo Secondary	Midlands	1,000,000
Rusununguko High	Midlands	350,000
Mapfungautsi Secondary	Midlands	700,000
Chapota Secondary	Mashonaland West	750,000
Co-financing for the First Education Programme		3,100,000
Rehabilitation of Government Junior Schools		1,100,000
Infrastructure support to Non-Government Junior Schools facilities		1,100,000
Sub-Total		17,307,000
GRAND TOTAL		32,710,000

212. Under the First Education Project, funded through a loan from OFID, an amount of US\$11.5 million will be utilised to complete the construction of 11 primary schools and 6 secondary schools.

213. The Table below shows the targeted projects to be implemented by tertiary institutions during 2019.

2019 Targeted Investments for State Universities, Polytechnics and Teachers Colleges

Name of Project	2019 Targeted Works	Amount (US\$)
State Universities		
Bindura University of Science Education	Construction of a laboratory and access road	1,500,000
Chinhoyi University of Technology	Equipping of the Engineering Workshop	500,000
Great Zimbabwe University	Construction of a medical school	500,000
Harare Institute of Technology	Construction of multipurpose workshops	3,000,000
Lupane State University	Construction of a tourism school	1,500,000
National University of Science and Technology	Commercialisation of a DNA Test Centre, Construction of Liquid Nitrogen Plant and commercialisation of Nano Filter projects and construction of factory shells	3,500,000
University of Zimbabwe	Completion Technical Education Building	1,200,000
Gwanda State University	Rehabilitation of student residences, equipping of laboratories, construction of staff houses and lecture halls	6,000,000
Manicaland University of Applied Science	Construction of a faculty block	6,000,000
Marondera University of Agricultural Science and Technology	Construction of an office block, teaching and learning facilities, staff and student accommodation	6,000,000
Sub - Total		29,700,000
Teachers and Polytechnic Colleges		
Masvingo Teachers College	Construction of laboratories	1,000,000
Mkoba Teachers College	Construction of a science centre	1,100,000
Joshua Mqabuko Nkomo	Improvements of the Science Lab	1,000,000
	Completion of a Home Economics Block	3,000,000
Kushinga Phikelela Polytechnic	Completion of a 3 Storey Girls Hostel	2,000,000
United College of Education	Refurbishment of existing buildings, procurement of equipment	3,140,000
Sub - Total		11,240,000
Innovation Hubs		
University of Zimbabwe	Construction and equipping of laboratories	3,000,000
National University of Science and Technology	Construction and equipping of laboratories	2,300,000
Midlands State University	Construction and equipping of biology labs, chemical labs and general labs.	2,500,000
Harare Institute of Technology	Construction and equipping of Auditorium, 30 incubation units, main boardroom, seminar room, offices, communal dining room, and ablution facilities.	2,000,000
Chinhoyi University of Technology	Construction and equipping of workshops, reception and ablution blocks, 8 laboratories, boardroom, canteen and 2 rental offices	3,000,000
Zimbabwe National Defence University	Construction and equipping of laboratories, offices, boardroom, and exhibition rooms, computer labs, server rooms, reception, and tele-conferencing rooms	3,000,000
New Universities		3,000,000
Sub - Total		18,800,000
Grand Total		59,740,000

Innovation Hubs

214. Government has established innovation hubs at six State Universities, meant to promote research and development in areas of national interest, which are now at various stages of completion.
215. The 2019 Budget has provision of US\$18.8 million for procurement of the requisite equipment and completion of outstanding works for the six identified institutions.
216. Once complete, the innovation hubs will support targeted innovation in areas of national interest, focusing on socio-economic development, including import substitution.
217. Government will create the necessary environment, including incentivising the innovators by establishing seed capital and financial support for the institutions.

Health

218. Zimbabwe has a long track record of delivering comprehensive health services across the country, which unfortunately was eroded during the economic difficulties of the past decade.
219. The goal is to ensure that the four levels of care (primary, secondary, tertiary, and quaternary) have the appropriate infrastructure, equipment

and health commodities, and are staffed by individuals trained in the necessary techniques and skills at the respective levels.

220. The 2019 Budget provision of US\$80.5 million will ensure that the referral system is re-established, in order to reduce bottlenecks being experienced at tertiary and central hospitals.

221. The targeted projects are as indicated in the Table below.

2019 Targeted Investments the Health Sector

LEVEL OF CARE	PLANNED WORKS FOR 2019	2019 BUDGET PROVISION (US\$)
Ambulances	Procurement of ambulances for Central, Provincial and District Hospitals	5,000,000
CENTRAL HOSPITALS		0
Parirenyatwa Group of Hospitals	Installation of air conditioning systems for theatres and wards, equipping the open heart theatre and general rehabilitation	5,000,000
Harare Central	General rehabilitation of buildings and fixed equipment	3,248,000
United Bulawayo Hospitals	Construction of a medical laboratory, water reservoir, perimeter wall and replacement of elevators	3,250,000
Mpilo Central	Construction of staff accommodation, replacement of elevators, security wall and general rehabilitation	4,275,000
Chitungwiza Central	Extension of the laundry department, construction of mortuary, public toilets and general refurbishment	2,225,000
Ingutsheni Central	General rehabilitation of buildings and fixed equipment and resurfacing of the road network	3,250,000
		21,248,000
PROVINCIAL HOSPITALS		
Lupane Provincial	Construction of the out-patient department, pharmacy, incinerator, stores and maternity wing.	10,000,000
Gweru Provincial	Construction and equipping of a new HDU/ICU and 4 theatres blocks	1,000,000
Other Provincial Hospitals	Repair and rehabilitation of infrastructure and fixed equipment at the other 6 provincial hospitals	4,802,000
Sub-Total		15,802,000
DISTRICT HOSPITALS		
Mahusekwa	Construction of staff accommodation	1,000,000
Esigodini	Construction of new district hospital	5,000,000
Nyamandhovu	Construction of new district hospital	3,000,000
Hwange	Rectification of snags and commencement of construction of wards and other facilities	2,000,000
Mberengwa	Construction of new OPD and staff accommodation	500,000
Siakobvu	Rehabilitation of kitchen, laundry, mortuary and incinerator	500,000
Medical equipment	Procurement of curative and diagnostic equipment for all district hospitals	5,000,000
District hospital laboratories	Equipping and rehabilitation of district medical laboratories	700,000
General rehabilitation	Rehabilitation and repairing of infrastructure, mortuaries, kitchen equipment, laundry equipment and water supply upgrading	6,000,000
Mission hospitals	Rehabilitation and construction of infrastructure and procurement of equipment for Zhombe, Tshelanyemba, Morgenister, All Souls, St Mikels's, Mary Mount and St Lukes Mission hospitals	1,000,000

LEVEL OF CARE	PLANNED WORKS FOR 2019	2019 BUDGET PROVISION (US\$)
Ambulances	Procurement of ambulances for Central, Provincial and District Hospitals	5,000,000
Sub-Total		24,700,000
RURAL HEALTH CENTRE		
Rural health posts	Construction and equipping of 100 new rural health posts	4,000,000
Rural health centres	Construction and equipping of Munemo, Mbuya maswa, Chiromo, Chikandakubi and Chapoto Clinics	1,800,000
Rehabilitation of rural hospitals	Repairs and redecoration of building and fixed equipment at 10 rural hospitals	2,000,000
Sub-Total		7,800,000
GRAND TOTAL		74,550,000

222. Support to the health sector will be complemented by the other interventions Government is making in roads, water and sanitation provision and food security, among others, which have a bearing on the health status of citizens.

MONITORING AND REPORTING PROGRESS

223. Effective management and delivery of the planned infrastructure investments will be strengthened by reviewing the current project monitoring and evaluation system, premised on the principles of the Integrated Results-Based Management that focuses on tracking and measuring envisaged results (outputs, outcomes and impacts), with the overall objective of improving the quality of life of our citizens.

224. The Rapid Results Approach will be employed to expedite effective implementation of agreed priority projects, focusing on the 100 Days cycle and progress under each priority project reported through the Executive Dashboard, as well as quarterly reports being submitted to the Ministry of Finance and Economic Development.

226. A Project/Programme Steering Committee, chaired by Treasury, will be put in place to oversee the implementation, monitoring and evaluation of projects/programmes under implementation.
227. The Committee will meet on a quarterly basis to review progress being made, and develop solutions to challenges, encountered during the project implementation process.
225. Each Implementing agency, in consultation with relevant stakeholders, will be required to develop a Project Performance framework, with clearly defined performance results and associated indicators for tracking progress.
228. A Project Technical Committee, chaired by the Implementing Agency/ Ministry will be established to coordinate the implementation and monitoring of each project. The Committee will meet on a monthly basis to review progress and will produce progress reports which will be presented to the Steering Committee on a quarterly basis.
229. The thrust of the Technical Committee will be to identify gaps in the implementation of projects and make appropriate recommendations for corrective measures to be taken to improve efficiency and effectiveness in the delivery of the project.
230. In addition, the Technical Committee will prepare project progress reports for Treasury, Cabinet Committees, Parliament and other

stakeholders, in order to inform on progress with regards to implementation of projects.

231. Evaluation of infrastructure projects completed will also be central in determining efficiency, effectiveness, relevancy, sustainability and impact of the project/ programme to the country.

232. The Steering Committee will be required to prepare project progress reports for Cabinet, as well as Parliament, through the Parliamentary Portfolio Committees, for appreciation.

233. The above will also entail capacity building measures for implementing agencies with regards to the monitoring and evaluation of projects, in line with the Public Investment Management Guidelines.

Harare

22 November 2018

End

ANNEXURE I: 2019 FISCAL ROAD DEVELOPMENT PROGRAMME PROJECTS

2019 Road Development Programme

Project Name	Province	Implementing Agency	Current status	Project Scope	Funding Source	2019 Funding
Road Dualisation						
Harare - Gweru - Bulawayo Road	Mashonaland West	DOR	On-going	Dualisation of 20km road section from Serui Bridge to Selous Roundabout	Budget	22,000,000
Mbudzi Traffic Interchange	Mashonaland East	DOR	New	Construction of interchange at Mbudzi Roundabout.	Budget	20,000,000
Harare - Mutare Road	Mashonaland East	DOR	On-going	Dualisation of 14km road section from Broomely to Surrey Abatour	Budget	15,400,000
Harare - Masvingo - Beitbridge Road	Mash East, Midlands, Masvingo, Mat South	DOR	New	Rehabilitation and partial dualisation of road from Beitbridge to Harare and compensation of affected properties	Road Fund/GOZ	300,000,000
Makuti - Chirundu upgrading	Mashonaland West	DOR	New	Upgrading of 6.5km stretch between Marongora - Helsingate through provision of overtaking lanes on the Chirundu-Makuti highway.	Japan	6,320,000
Bulawayo - Beitbridge	Matabeleland South	DOR	New	Dualisation of 4.3km road section to the Beitbridge Border Post	Budget	18,267,000
Roads Rehabilitation and Upgrading						
Ngundu - Tanganda	Manicaland	DOR	On-going	Rehabilitation of 55km	Budget	3,500,000
Rusape - Nyanga	Manicaland	DOR	On-going	Rehabilitation and upgrading of 80km	Budget	3,000,000
Murambinda-Birchenough	Manicaland	DOR	On-going	Reconstruction of 119km	Budget	9,000,000
Nyanga - Ruwangwe	Manicaland	DOR	On-going	Construction and Low cost surfacing for 80km	Budget	5,600,000
Odzi-Marange- Zviripiri	Manicaland	DOR	On-going	Construction and Low cost surfacing for 28km	Budget	3,500,000
Bindura - Matepatepa	Mashonaland Central	DOR	On-going	Rehabilitation of 2km road section	Budget	6,000,000
Guruve - Kanyemba	Mashonaland Central	DOR	On-going	Reconstruction of 141km	Budget	8,000,000
Mt Darwin-Mukumbura	Mashonaland Central	DOR	On-going	Reconstruction for 119km	Budget	8,000,000
St Alberts - Dotito	Mashonaland Central	DOR	On-going	Construction and low cost surfacing of 40km	Budget	6,000,000
Muzarabani - Mahuwe	Mashonaland Central	DOR	On-going	Construction and Low cost surfacing for 42km	Budget	5,000,000
Rushinga-Chimhanda	Mashonaland Central	DOR	New	Construction and low cost surfacing of 3km	Budget	1,500,000
Beatrice - Mubaira	Mashonaland East	DOR	On-going	Road widening & surfacing of 26km	Budget	-
Landas - Mahusekwa	Mashonaland East	DOR	On-going	Upgrading	Budget	2,000,000
Hwedza - Sadza - Murambinda	Mashonaland East	DOR	On-going	Construction and Low cost surfacing for 70km	Budget	5,400,000
Marondera - Musami	Mashonaland East	DOR	New	Upgrading and low cost surfacing of 25.5km	Budget	3,000,000
Murehwa - Macheke	Mashonaland East	DOR	On-going	Upgrading and low cost surfacing of 48km	Budget	4,000,000
Murehwa - Mutawatawa	Mashonaland East	DOR	On-going	Low cost surfacing of 52km	Budget	3,000,000
Mushandirapamwe - Hwedza	Mashonaland East	DOR	On-going	Low cost surfacing of 53KM	Budget	3,500,000
Zaire - Chigondo	Mashonaland East	DOR	On-going	Low cost surfacing for 35km	Budget	3,500,000
Alaska - Copper Queen	Mashonaland West	DOR	On-going	Low cost surfacing for 168km	Budget	3,500,000
Golden Valley Sanyati	Mashonaland West	DOR	On-going	Low cost surfacing for 81km	Budget	14,000,000
Kirkman Road	Mashonaland West	DOR	On-going	Construction and Low cost surfacing for 12.5km	Budget	1,300,000
Makuti - Kariba	Mashonaland West	DOR	On-going	Resealling of 10km	Budget	5,000,000
Skyline - Mubaira - Chegutu	Mashonaland West	DOR	On-going	Road widening and Low cost surfacing for 93km	Budget	5,000,000
Harare-Chirundu	Mashonaland West	DOR	On-going	Rehabilitation of failed sections along the highway.	Budget	5,000,000
Chartsworth - Gutu	Masvingo	DOR	On-going	Reconstruction of 9km road section	Budget	
Gutu - Buhera	Masvingo	DOR	On-going	Construction and Low cost surfacing for 63km	Budget	3,500,000
Kapota - Zimuto	Masvingo	DOR	On-going	Low cost surfacing for 30km	Budget	
Mandamhandwe - Chivi - Tokwe	Masvingo	DOR	On-going	Low cost surfacing of 48km	Budget	6,000,000
Rutenga - Zvishavane	Masvingo	DOR	On-going	Low cost surfacing of 93km	Budget	2,500,000
Rutenga- Boli- Chicualacuala	Masvingo	DOR	On-going	Construction and Low cost surfacing for 87km	Budget	2,500,000
Chivi Turnoff - Shurugwi	Masvingo	DOR	On-going	-	Budget	
Binga - Sengwa	Matabeleland North	DOR	On-going	Low cost surfacing of 105km	Budget	2,000,000
Bulawayo - Nkayi	Matabeleland North	DOR	On-going	Road Construction from 43km peg to 65km peg	Budget	2,100,000

Project Name	Province	Implementing Agency	Current status	Project Scope	Funding Source	2019 Funding
Bulawayo - Tsholotsho	Matabeleland North	DOR	On-going	Low cost surfacing of 95km	Budget	6,000,000
Lupane - Nkayi	Matabeleland North	DOR	On-going	Low cost surfacing of 120km	Budget	8,000,000
Tsholotsho - Lupane	Matabeleland North	DOR	On-going	Upgrading of 120km road	Budget	4,000,000
Tsholotsho - Plumtree	Matabeleland North	DOR	On-going	Low cost surfacing of 60km	Budget	4,000,000
Ingwingwisi Bridge Approaches	Matabeleland North	DOR	On-going	Construction of bridge approaches	Budget	
Bulawayo -Maphisa	Matabeleland South	DOR	On-going	Upgrading	Budget	3,000,000
Gwanda - Maphisa	Matabeleland South	DOR	On-going	Construction and Low cost surfacing for 59km	Budget	6,000,000
Gwanda-Guyu- Manama- Tuli	Matabeleland South	DOR	On-going	Construction and Low cost surfacing for 67km	Budget	2,500,000
Mapisa - Mphoengs	Matabeleland South	DOR	On-going	Low cost surfacing for 103km	Budget	3,500,000
Plumtree - Maitengwe	Matabeleland South	DOR	On-going	Low cost surfacing of 90km	Budget	5,000,000
Plumtree - Tsholotsho	Matabeleland South	DOR	On-going	Low cost surfacing of 60km	Budget	3,500,000
West Nicholson -Mberengwa	Matabeleland South	DOR	On-going	Low cost surfacing of 52km	Budget	6,000,000
Gokwe - Suyabuwa	Midlands	DOR	On-going	Construction and Low cost surfacing for 133km	Budget	3,500,000
Kwekwe - Nkayi	Midlands	DOR	On-going	Construction and Low cost surfacing for 50km	Budget	3,500,000
Kwekwe - Gokwe Road	Midlands	DOR	On-going	Resealing of 141km	Budget	6,000,000
Mberengwa - Mataga	Midlands	DOR	On-going	Low cost surfacing for 71km	Budget	3,500,000
Mberengwa-West Nicholson	Midlands	DOR	On-going	Construction of 48km road	Budget	3,500,000
Bridge Construction						
Rwenya bridge	Mashonaland East	DOR	New	Reconstruction of bridge	Budget	4,500,000
Melfort Bridge	Mashonaland East	DOR	New	Bridge Designs and construction on Harare - Mutare Road	Budget	4,000,000
Chigoya bridge	Mashonaland West	DOR	New	Construction of bridge	Budget	2,500,000
Chikuti Bridge	Mashonaland West	DOR	New	Bridge Rehabilitation (Harare-Chirundu)	Budget	2,500,000
Serui River Bridge	Mashonaland West	DOR	New	Bridge Designs and construction on Harare - Bulawayo Road	Budget	6,000,000
Munyati Bridge	Mashonaland West	DOR	New	Construction of bridge	Budget	2,500,000
Chilonga Bridge	Masvingo	DOR	New	Construction of approaches for a two lane high level crossing across Pempi River	Budget	1,000,000
Nkayi-Lupane Shelverts	Matabeleland North	DOR	New	Re-construction	Budget	5,000,000
Other Road Projects						
Central Laboratory Refurbishment	Mashonaland West	DOR		Refurbishment of the Department of Roads Central and Provincial Laboratories	Retained Funds	500,000
Road Construction equipment	National	DOR		Procurement of road construction equipment and supervision vehicles	Retained Funds	3,000,000
Simon Mazorodze Flyover	Mashonaland East	DOR		Feasibility studies and remedial work- NLB	Retained Funds	2,000,000
Planning activities	National	DOR		Carrying out project preparatory activities	Retained Funds	500,000
Road inspection equipment		DOR		Purchase of Falling Weight Deflectometer	Retained Funds	1,000,000
Furniture and equipment		DOR		Procurement of equipment and furniture	Retained Funds	500,000
IT Equipment		DOR		Procurement of IT equipment and licences and software	Retained Funds	200,000
Training Center		DOR		Refurbishment of Transport Training Center	Retained Funds	500,000
ZINARA ROAD FUND						
Regional Trunk Roads (DoR)	National	DOR	On-going	Rehabilitation and maintenance of trunk roads	Road Fund	47,000,000
Rural Feeder Roads (DDF)	National	DDF	On-going	Rehabilitation, upgrading and maintenance of rural feeder roads	Road Fund	30,000,000
Urban Local Authorities Roads	National	Urban Local Authorities	On-going	Rehabilitation, upgrading and maintenance of the 11 334 km urban road network	Road Fund	52,000,000
Rural District Councils Roads	National	Rural District Councils	On-going	Rehabilitation, upgrading and maintenance of the 40 206 km rural road network	Road Fund	38,000,000
Other Projects					Road Fund	
DBSA Facility		ZINARA	On-going		Road Fund	44,000,000
Special Projects		ZINARA	New		Road Fund	13,200,000

Project Name	Province	Implementing Agency	Current status	Project Scope	Funding Source	2019 Funding
Emergency Projects		ZINARA	New		Road Fund	13,600,000
VID New Weighbridges		ZINARA	New		Road Fund	8,500,000
Tollgates		ZINARA	New		Road Fund	15,000,000
Grader Maintenance		ZINARA			Road Fund	3,000,000
Outstanding Obligations		ZINARA			Road Fund	6,000,000
Project Monitoring		ZINARA			Road Fund	4,000,000
						899,887,000

ANNEXURE II: 2019 ROAD FUND PROJECTS

ROAD AUTHORITY	NAME OF ROAD	TARGETED WORKS	LENGTH (KM)	ALLOCATION (US\$)
Matabeleland North Province				
Hwange RDC	Routine Maintenance			
	Bethsda Primary School	Grading, regravelling and drainange maintenance	7	165,822
	Kanyambizi -Makala Road	Grading, regravelling and drainange maintenance	6	133,620
	Nkandebwe Road	Grading, regravelling and drainange maintenance	5	113,550
	Other roads	Grading, regravelling and drainange maintenance		60,000
	Project Management			36,840
	Sub total		18	509,832
	Periodic Maintenance			
	Songwa Primary & Clinic Acces Road	Construction of a 1200m Access Road	1	215,974
	Sub total		1	215,974
Total		19	725,806	
Binga RDC	Routine Maintenance			
	Sikajaya	Grading, regravelling and drainange maintenance		60,010
	Chibuyu- Sinamwenda	Grading, regravelling and drainange maintenance	15	49,603
	Binga North and South Roads	Grading	300	30,000
	Project Management			50,403
	Sub total		315	190,016
	Periodic Maintenance			
	Bus Terminus	Surfacing	7500m2	176,000
	Nakaluba Road	Road construction	14	232,650
	Low Density	Road construction	3	187,900
	Sub total		17	596,550
	Total		332	786,566
	Bubi RDC	Routine Maintenance		
Gloag Road		Grading, regravelling and drainange maintenance	32	37,436
Paddys Valley		Grading, regravelling and drainange maintenance	30	20,000
Majji Kokolombeni		Grading, regravelling and drainange maintenance	14	11,250
Old Hunters		Grading, regravelling and drainange maintenance	45	39,886
Waterfalls		Grading, regravelling and drainange maintenance	30	20,735
Elitsheni		Grading, regravelling and drainange maintenance	40	21,400
Sub total			191	150,707
Periodic Maintenance				
Inyathi Township Roads		Earthworks, Surfacing, Culverts Installation, Drainage Construction, Street Furniture	3	442,341
Sub total			3	442,341
Total			194	593,048
Kusile RDC	Routine Maintenance			
	Various Roads	Grading	150	57,235
	Sub total		150	57,235

ROAD AUTHORITY	NAME OF ROAD	TARGETED WORKS	LENGTH (KM)	ALLOCATION (US\$)
	Periodic Maintenance			
	Lake Alice Clinic Access Road	Upgrading and gravelling of 3km, construction of 3 x double culverts.	3	60,000
	Jotsholo Township Roads - 2km	Upgrading and surfacing, new culverts and drainage.		350,000
	Lusulu - Ndimimbili Road	Construction of 3 barrel culverts		45,000
	Mzola 27 - Thkozani Road	New gravelling 4km	4	80,000
	Sub total		7	535,000
	Total		157	592,235
Umguza RDC				
	Routine Maintenance			
	Montgomery Township	Grading, regravelling and drainage maintenance	10	6,600
	Douglasdale Township	Grading, regravelling and drainage maintenance	10	6,600
	Rangemore Township	Grading, regravelling and drainage maintenance	10	6,600
	Mthombothemba	Grading, regravelling and drainage maintenance	5	3,300
	Irrigation	Grading, regravelling and drainage maintenance	7	4,422
	Condene	Grading, regravelling and drainage maintenance	19	9,000
	Auchenburg	Grading, regravelling and drainage maintenance	10	6,600
	Eastjunction	Grading, regravelling and drainage maintenance	5	3,300
	Mindoro	Grading, regravelling and drainage maintenance	17	10,000
	Sawmills	Grading, regravelling and drainage maintenance	30	18,100
	Imvane	Grading, regravelling and drainage maintenance	17	10,856
	Sub total		140	85,378
	Periodic Maintenance			
	Kingfair	Upgrading and surfacing	1	137,700
	Ngoma	Upgrading and surfacing	1	137,700
	Gramps Way	Upgrading and surfacing	1	137,700
	Rembrant	upgrading & surfacing	1	137,700
	Kernoal	Regravelling	16	190,000
	Seafield	Regravelling	10	130,000
	Mbembesi	Regravelling	5	65,000
	Sub total		35	935,800
Total			175	1,021,178
Nkayi RDC				
	Routine Maintenance			
	Komayanga Dakamela	Grading, regravelling and drainage maintenance	14	7,790
	Bubi Mine Road	Grading, regravelling and drainage maintenance	12	6,005
	Fanisoni Sivomo	Grading, regravelling and drainage maintenance	21	6,586
	Guwe Hompane	Grading, regravelling and drainage maintenance	22	7,600
	Dolahali School Access	Grading, regravelling and drainage maintenance	5	3,680
	Sikhobokho Clinic Access	Grading, regravelling and drainage maintenance	5	1,750
	Zinyanageni - Guwe	Grading, regravelling and drainage maintenance	20	7,600
	Shushine - Sihlengeni	Grading, regravelling and drainage maintenance	25	24,450
	Monanomano - Nhlekisa	Grading, regravelling and drainage maintenance	10	5,580

ROAD AUTHORITY	NAME OF ROAD	TARGETED WORKS	LENGTH (KM)	ALLOCATION (US\$)
	Nesigwe - Gwelutshena	Grading, regravelling and drainage maintenance	13	4,290
	Singeni Road	Grading, regravelling and drainage maintenance	20	25,400
	Kwesengulube Clinic	Grading, regravelling and drainage maintenance	15	21,444
	Growth Point Roads Routine	Grading, regravelling and drainage maintenance	25	8,180
	Sub total		207	130,355
	Periodic Maintenance			
	Growth Point Road	Surfacing	2	368,000
	Sivomo Mbadze	Gravelling	6	79,687
	Vova Clinic Access	Gravelling	7	87,503
	Sub total		15	535,189
Total			222	665,544
Tsholotsho RDC				
	Routine Maintenance			
	Routine maintenance	Grading	500	125,000
	Sub total		500	125,000
	Periodic Maintenance			
	Tsholotsho surfacing	Gravelling	3	98,900
	Efusini Tsholotsho solar street lighting	Street lighting	4	53,900
	Tsholotsho Bus Terminus	Surfacing	1	37,677
	Efusini Tsholotsho Centre roundabout	Construction of a landform roundabout splitting Tsholotsho stadium road, Sipepa road and Bulawayo road.	0	28,000
	Tsholotsho Centre Traffic Lights	Installation of traffic lights at GMB T - junction and ZEC T - junction.	-	12,000
	Bubude - Thetshaneni	Gravelling of 12km and 200mm thick base and 6m wide of road and 6m wide.	12	27,000
	Efusini Roads	Gravelling of Efusini Township roads, 6m wide 20km long and 150mm thickness of base.	10	45,000
	Sipepa Roads	Gravelling of Sipepa township roads, 6m wide, 8km long and 150mm thickness of base.	4	18,000
	Zozoomba Causeway	Construction of a 58 piped causeway, 60m long and 4m wide.	-	30,000
	Somlotha - Samahuru	Gravelling of 58km road of road, 4m wide and 200mm thickness of base	29	130,500
	Siyangaya gravelling	Gravelling of 8km road, 6m wide and 200mm thickness of base.	4	18,000
	Jowa - Mkhubazi	Gravelling of 16km road, 6m wide and 200mm thick	8	36,000
	Sub total		74	534,977
Total			574	659,977
Hwange Local Board				
	Periodic Maintenance			
	Baobab North Extension Road	Road Construction and Surfacing	2	131,000
	Derby Loop Road	Road Reconstruction and Surfacing	0	106,000
	Old Empumalanga	Shoulder Repair, Pothole Patching and Reseal	2	127,358
	Msasa Lane	Road Reconstruction and Surfacing	1	120,000
	Hibiscus Close	Pothole Patching and Resealing	1	120,000
	Empumalanga Phase 4	Reconstruction and Surfacing	2	131,000
	Sub total		6	735,358
Total			6	735,358
Victoria Falls Municipality				
	Routine Maintenance			
	Road 7	Grading, regravelling and drainage maintenance	1	32,538
	Road 10	Grading, regravelling and drainage maintenance	0	11,069
	Road 11	Grading, regravelling and drainage maintenance	1	33,674

ROAD AUTHORITY	NAME OF ROAD	TARGETED WORKS	LENGTH (KM)	ALLOCATION (US\$)
	Road 14	Grading, regravelling and drainage maintenance	0	11,542
	Road 41	Grading, regravelling and drainage maintenance	0	14,239
	Road 42	Grading, regravelling and drainage maintenance	0	12,463
	Mziki Cres	Grading, regravelling and drainage maintenance	0	10,476
	Inyathi Rd	Pothole patching, vegetation control, drain cleaning and repairs, crack sealing and shoulder gravelling	0	7,546
	Mkhosana Main Rd	Pothole patching, vegetation control, drain cleaning and repairs, crack sealing and shoulder gravelling	0	27,864
	Ngugama Cres	Pothole patching, vegetation control, drain cleaning and repairs, crack sealing and shoulder gravelling	2	37,486
	Gibson Rd	Pothole patching, vegetation control, drain cleaning and repairs, crack sealing and shoulder gravelling	1	12,259
	Farm School Rd	Pothole patching, vegetation control, drain cleaning and repairs, crack sealing and shoulder gravelling	1	11,612
	Dulux Rd	Pothole patching, vegetation control, drain cleaning and repairs, crack sealing and shoulder gravelling	1	9,857
	Syringa Rd	Pothole patching, vegetation control, drain cleaning and repairs, crack sealing and shoulder gravelling	2	21,768
	Syringa St	Pothole patching, vegetation control, drain cleaning and repairs, crack sealing and shoulder gravelling	0	7,954
	Manyika Rd	Pothole patching, vegetation control, drain cleaning and repairs, crack sealing and shoulder gravelling	0	9,810
	Mahogany	Pothole patching, vegetation control, drain cleaning and repairs, crack sealing and shoulder gravelling	1	20,363
	Mopane Rd	Pothole patching, vegetation control, drain cleaning and repairs, crack sealing and shoulder gravelling	1	28,155
	Masue Rd	Pothole patching, vegetation control, drain cleaning and repairs, crack sealing and shoulder gravelling	0	9,246
	Courtney Selous	Crack sealing, pothole patching, shoulder graveling, drain works and reseal	1	65,128
	Soppers Cres	Crack sealing, pothole patching, shoulder graveling, drain works and reseal	1	53,454
	Adam Strander Rd	Crack sealing, pothole patching, shoulder graveling, drain works and reseal	0	34,519
	Sub total		14	483,022
	Periodic Maintenance			
	Holland Rd	Reconstruction	1	137,585
	Pioneer Rd	Reconstruction	1	101,716
	Road 67	Reconstruction	0	68,978
	Road 12 medium Densty	Reconstruction	1	141,898
	Road 27 Mfelandawonye	Reconstruction	1	129,153
	Sub total		3	579,329
Total			18	1,062,350
Lupane Local Board				
	Routine Maintenance			
	New Stands, Garikai ,Mtshibini, New Government School	Bush clearing ,stump and boulders removal		26,000
	New Stands, Garikai and Old Stands, Mtshibini, New Government School	Grading, shaping of gravel road	20	16,000
	Old Stands and Guyfox,	Construction of side drains	2	24,000
	Old Stands ,Guyfox	Culverts construction	8	24,000
	Old Stands and Guyfox	Repairing of Damaged Culverts	10	4,000
	Old Stands and Guyfox	Construction of Dish drains	5	15,000
	New Stands	Road Signs	15	6,000
	Project Mngement		1	50,966
	Sub total		61	165,966
	Periodic Maintenance			
	New Stands Main	Road construction and surfacing	1	109,497

ROAD AUTHORITY	NAME OF ROAD	TARGETED WORKS	LENGTH (KM)	ALLOCATION (US\$)
	Nkala	Road construction and surfacing	0	59,165
	Bonnie	Road construction and surfacing	0	59,165
	Mtshibini New	Road construction and surfacing	2	177,495
	Mpala	Road construction and surfacing	0	18,132
	Zitha	Road construction and surfacing	0	28,133
	Sub total		4	451,587
Total			64	617,553
Bulawayo City Council				
	Routine Maintenance			
	250km City Wide	Pothole patching, slurry and crack sealing, drain clearing	1000 signs	500,000
	Sub total		-	500,000
	Periodic Maintenance			
	New traffic signs	Traffic Signs to RTSM Vol IV	2	400,000
	Thermoplastic Road Line Marking	Road Line Marking	1	491,800
	City Wide	Installation of permanent traffic counters		250,000
	Luveve Road	New Solar Street Lights	5	300,000
	Darlington /Bellevue Rd	Supply and lay 20 - 40mm premix overlay	3	354,352
	Coghlan	Supply and lay 20 - 40mm premix overlay	5	327,176
	J Chinamano	Supply and lay 20 - 40mm premix overlay	4	163,829
	Khami Road	Supply and lay 20 - 40mm premix overlay	2	252,971
	Fort St	Supply and lay 20 - 40mm premix overlay	1	337,295
	Van Rebeck / Ulls Water	Resealing with 13mm precast stone	2	168,539
	Nketha Drive	Resealing with 13mm precast stone	2	248,402
	Hospital	Resealing with 13mm precast stone	4	27,600
	Steelworks / Khami Rd	Resealing with 13mm precast stone	6	260,422
	Rangemore	Resealing with 13mm precast stone	1	115,805
	Dundee /Lancaster	Resealing with 13mm precast stone	6	186,969
	Rangemore	Road Reconstruction	3	140,000
	Woodville Road	Road Reconstruction	4	240,000
	Glenville Drive	Road Reconstruction	1	260,000
	Murchison	Road Reconstruction	2	207,600
	Falcon	Road Reconstruction	3	128,000
	Sub total		55	4,860,761
Total			55	5,360,761
Provincial Total			1,815	12,820,376
Matabeleland South Province				
Beitbridge RDC	Swansco Road	Grading, regravelling and drainage maintenance	71	12,613
	Mapani - Bishopstone Nottingham Road	Grading, regravelling and drainage maintenance	38	10,884
	Zezeni - Kwalu Road	Grading, regravelling and drainage maintenance	16	9,508
	Chaswingo - Rukange Road	Grading, regravelling and drainage maintenance	15	11,802
	Chief Matibe - Madawula Road	Grading, regravelling and drainage maintenance	6	2,535
	Masera - Ndambe Road	Grading, regravelling and drainage maintenance	13	7,700

ROAD AUTHORITY	NAME OF ROAD	TARGETED WORKS	LENGTH (KM)	ALLOCATION (US\$)
	Chief Sitaudze Road	Grading, regravelling and drainage maintenance	6	7,168
	Makombe - Lesanth Road	Grading, regravelling and drainage maintenance	20	7,700
	Benfer - Mtetengwe Road	Grading, regravelling and drainage maintenance	10	5,498
	Sentinel Road	Grading, regravelling and drainage maintenance	25	12,259
	Zhovhe - Mazunga Road	Grading, regravelling and drainage maintenance	21	5,505
	Towla Road	Grading, regravelling and drainage maintenance	30	6,339
	Chamnanga - Tongwe Road	Grading, regravelling and drainage maintenance	18	13,038
	Makombe - No. 52 Road	Grading, regravelling and drainage maintenance	10	12,091
	Tshitulipasi - Malabe Road	Grading, regravelling and drainage maintenance	16	10,828
	Dumba - Chapongwe - Dite Road	Grading, regravelling and drainage maintenance	28	17,972
	Project Management			60,500
	Sub total		345	213,940
	Kwalu - Wheeler Road	Regravelling	21	391,069
	Sub total		21	391,069
	Total		366	605,008
Bulilima RDC				
	Plumtree - Ndolwane	Grading, regravelling and drainage maintenance	70	12,809
	Plumtree -Ntoli- Ndolwane	Grading, regravelling and drainage maintenance	72	13,163
	Green Span Road	Grading, regravelling and drainage maintenance	46	6,131
	Mangubo - Gotshombo	Grading, regravelling and drainage maintenance	10	7,293
	Plumtree - Madlambudzi	Grading, regravelling and drainage maintenance	87	15,789
	Plumtree - Somnene	Grading, regravelling and drainage maintenance	46	8,561
	Sommene Road	Grading, regravelling and drainage maintenance	21	8,190
	Figtree Rsc Roads	Grading, regravelling and drainage maintenance	9	6,066
	Figtree Drains and Kerbs	Grading, regravelling and drainage maintenance		19,485
	Figtree - Solusi Road	Grading, regravelling and drainage maintenance	30	16,287
	Project Management			63,722
	Sub total		391	177,495
	Figtree RSC Road	Gravelling and surfacing	1	166,297
	Madlambudzi RSC Road	Gravelling and surfacing	2	259,602
	Sub total		3	425,899
Total			393	603,394
Gwanda RDC				
	Routine Maintenance			
	Magedleni Nkazhe Road	Grading	17	4,792
	Matshetsheni Umzingwane Road	Grading	13	3,805
	Mlowezi Irisvale	Grading	10	2,759
	Nkwidzi Gb1	Grading	15	4,385
	Mtshabezi Turnoff Shake	Grading	7	1,975
	Village 6	Grading	5	1,539
	Village 5	Grading	3	871
	Jimmy Mhlatshana	Grading	10	2,962
	Sibona School Mkhawulo	Grading	9	2,672

ROAD AUTHORITY	NAME OF ROAD	TARGETED WORKS	LENGTH (KM)	ALLOCATION (US\$)
	Mayezane Makwe	Grading	24	6,854
	Sitezi Sizeze	Grading	9	2,701
	Vela Conemmara	Grading	34	9,874
	Ntalale Ponalo	Grading	7	2,091
	Ntalale Tshongwe Gandama	Grading	10	2,904
	Mandihongola Simbuka	Grading	33	9,584
	Kobotwane Pelele Gungwe	Grading	13	3,863
	Mntandawenema Dopota	Grading	10	2,875
	Zhokwe Betsa	Grading	15	4,240
	Sezhubane Sale Pens	Grading	5	1,510
	Samlodi Bethel	Grading	9	2,672
	Matulungundu -Takaliawa	Grading	18	5,257
	Mapate School Koboto	Grading	6	1,859
	Takaliawa - Bora Bora	Grading	6	1,801
	Mlambapele - Mashaba Clinic	Grading	9	2,585
	Tshabezi School	Grading	2	697
	Driehoek School	Grading	7	1,888
	Patana Pry	Grading	12	3,543
	Staken Ngoma Road	Grading	13	3,717
	Sissyvale	Grading	7	2,120
	Macaulas	Grading	10	3,020
	Zhokwe Betsa	Grading	10	2,904
	Mbizo Mbeba	Grading	5	1,539
	Mapane Qgalaza	Grading	3	987
	Various	Construction of structure	89	21,026
	Ward 11	Construction of water drainage structures	1	30,000
	Maintanance of Structures	Desilting, culvert cleaning, vegetation control	1	13,513
	Equipment Recapitalisation			91,000
	Project Management			66,154
	Sub total		459	328,539
	Periodic Maintenance			
	Enyandeni Road	Gravelling of 18km and part surfacing of 5km	18	333,000
	Sub total		18	333,000
Total			477	661,539
Insiza RDC				
	Routine Maintenance			
	Mthwakazi Terminus	Sign installation, grating repair, remarking	1	9,416
	Filabusi access roads	Spot gravelling, motorised grading, darin cleaning	20	7,556
	Carlton's road	Grading, regravelling and drainange maintenance	25	15,008
	Kocha road	Grading, regravelling and drainange maintenance	16	15,095
	Nkwalini-Montrose 7 road	Grading, regravelling and drainange maintenance	8	18,507
	Inyezi road	Grading, regravelling and drainange maintenance	34	14,416
	Lambamai road	Grading, regravelling and drainange maintenance	25	18,141

ROAD AUTHORITY	NAME OF ROAD	TARGETED WORKS	LENGTH (KM)	ALLOCATION (US\$)
	Palawani road,	Grading, regravelling and drainange maintenance	13	14,939
	Gwamanyanga road,	Grading, regravelling and drainange maintenance	9	7,327
	Silalatshane access roads	Grading, regravelling and drainange maintenance	10	11,646
	Sidzibe-Saphila-Bekezela road	Grading, regravelling and drainange maintenance	20	5,265
	Kransport road	Grading, regravelling and drainange maintenance	10	5,013
	Zvishavane road	Grading, regravelling and drainange maintenance	51	13,442
	Pioneer road	Grading, regravelling and drainange maintenance	25	11,846
	Insiza road	Grading, regravelling and drainange maintenance	27	7,251
	Debeers road	Grading, regravelling and drainange maintenance	26	6,822
	Whitesrun road	Grading, regravelling and drainange maintenance	52	16,178
	Greystone road	Grading, regravelling and drainange maintenance	42	11,034
	Gerry's road	Grading, regravelling and drainange maintenance	19	7,200
	Kashambe road	Grading, regravelling and drainange maintenance	32	8,335
	Visha road	Grading, regravelling and drainange maintenance	21	5,286
	Hilton road	Grading, regravelling and drainange maintenance	22	10,608
	Dekezi- Denje- Mashoko road	Grading, regravelling and drainange maintenance	10	8,100
	Eastloop road	Grading, regravelling and drainange maintenance	13	3,440
	Mtshingwe road	Grading, regravelling and drainange maintenance	38	9,990
	Pumula- Elangeni road	Grading, regravelling and drainange maintenance	11	9,948
	Lancaster road	Grading, regravelling and drainange maintenance	66	11,187
	Emqolweni road	Grading, regravelling and drainange maintenance	10	5,066
	Lochard road	Grading, regravelling and drainange maintenance	15	4,969
	Lochard- Siyazama road	Grading, regravelling and drainange maintenance	8	9,716
	Centerbank road	Grading, regravelling and drainange maintenance	16	4,286
	Westloop road	Grading, regravelling and drainange maintenance	9	3,487
	Altrye road	Grading, regravelling and drainange maintenance	13	3,519
	Dry valley road	Grading, regravelling and drainange maintenance	12	3,202
	Killarney-Avoca road	Grading, regravelling and drainange maintenance	5	2,309
	Kiosk-Fred mine road	Grading, regravelling and drainange maintenance	4	2,114
	Joseph Block road	Grading, regravelling and drainange maintenance	39	10,125
	Tiyabenzi road	Grading, regravelling and drainange maintenance	11	3,937
	Mapholisa road	Grading, regravelling and drainange maintenance	20	5,292
	St Matthews- GB3 road	Grading, regravelling and drainange maintenance	14	6,124
	Trolley road	Grading, regravelling and drainange maintenance	35	8,751
	Amazon- Gcabayi road	Grading, regravelling and drainange maintenance	21	7,897
	Vokola- Mbembesi road	Grading, regravelling and drainange maintenance	10	8,066
	PBS- Nhlanhla road	Grading, regravelling and drainange maintenance	15	6,089
	Mayfair road	Grading, regravelling and drainange maintenance	23	5,980
	Project management			42,659
	Sub total		924	426,585
	Periodic Maintenance			
	Bekezela Township access Roads	Earthworks and surfacing, drain opening, sign installation, carriageway marking, speed humps construction	1	254,000

ROAD AUTHORITY	NAME OF ROAD	TARGETED WORKS	LENGTH (KM)	ALLOCATION (US\$)
	Sub total		1	254,000
Total			925	680,585
Mangwe RDC				
	Routine Maintenance			
	Mhlotshana -Kheme	Grading, regravelling and drainange maintenance	46	27,388
	Manyalala-Ingwizi	Grading, regravelling and drainange maintenance	30	24,990
	Patse-Mabuledi	Grading, regravelling and drainange maintenance	10	7,444
	Ngwabhane (Hills Complex)	Grading, regravelling and drainange maintenance	14	7,780
	Various Roads	Grading, regravelling and drainange maintenance	200	4,681
	Road Signage			61,606
	Project management			64,737
	Sub total		300	198,625
	Periodic Maintenance			
	Ingwizi Growth Point	Regravelling	5	183,632
	Upgrading Of Ingwizi Terminus	Surfacing		50,000
	Nkedile Pipe Drift	Construction		76,093
	Culverts	Construction	35	139,021
	Sub total		40	448,745
Total			340	647,370
Matobo RDC				
	Routine Maintenance			
	Connemarah Ndabankulu	Grading, regravelling and drainange maintenance	8	4,100
	Humbana Beula	Grading, regravelling and drainange maintenance	19	19,600
	Simphathi	Grading, regravelling and drainange maintenance	10	9,000
	Mazwi	Grading, regravelling and drainange maintenance	5	10,550
	Guardian Angel	Grading, regravelling and drainange maintenance	9	9,050
	Silozwi	Grading, regravelling and drainange maintenance	16	26,000
	Fumugwe Mt Edgecombe	Grading, regravelling and drainange maintenance	16	8,000
	Natasa Sibuntuli	Grading, regravelling and drainange maintenance	15	7,500
	Marinoha Bidi	Grading, regravelling and drainange maintenance	3	16,100
	Donkwe Donkwe	Grading, regravelling and drainange maintenance	6	2,950
	Mashumba Ratanyane	Grading, regravelling and drainange maintenance	15	7,700
	Maphisa Roads	Grading, regravelling and drainange maintenance	5	43,200
	Woolandale	Grading, regravelling and drainange maintenance	10	7,581
	Sub total		138	171,331
	Periodic Maintenance			
	Maphisa Roads	Construction and surfacing	3	239,160
	Fort Usher	Regravelling	15	192,570
	Sub total		18	431,730
Total			156	603,061
Umzingwane RDC				
	Routine Maintenance			
	Bayethe - Mpisini	Grading, regravelling and drainange maintenance	15	8,015
	Inyankuni Block	Grading, regravelling and drainange maintenance	4	3,870

ROAD AUTHORITY	NAME OF ROAD	TARGETED WORKS	LENGTH (KM)	ALLOCATION (US\$)
	Bayethe - Bafazi	Grading, regravelling and drainange maintenance	9	7,645
	Mangweni	Grading, regravelling and drainange maintenance	3	2,050
	Malilangwe	Grading, regravelling and drainange maintenance	4	1,400
	Kirton Block	Grading, regravelling and drainange maintenance	10	8,500
	Kirton Junction	Grading, regravelling and drainange maintenance	8	7,660
	Fletcher	Grading, regravelling and drainange maintenance	20	11,930
	Godlwayo	Grading, regravelling and drainange maintenance	20	12,140
	Zimbili Clinic	Grading, regravelling and drainange maintenance	17	10,950
	Springvale	Grading, regravelling and drainange maintenance	23	12,945
	Worryngham	Grading, regravelling and drainange maintenance	15	5,250
	Claremont	Grading, regravelling and drainange maintenance	8	2,800
	Old Tuli	Grading, regravelling and drainange maintenance	11	10,990
	Doyana	Grading, regravelling and drainange maintenance	13	9,550
	Rhodes Indaba	Grading, regravelling and drainange maintenance	2	735
	Chief Gwebu & Access	Grading, regravelling and drainange maintenance	2	700
	Mbizingwe	Grading, regravelling and drainange maintenance	7	7,450
	Tshalimbe	Grading, regravelling and drainange maintenance	6	2,100
	Madhilihola Irrigation	Grading, regravelling and drainange maintenance	6	2,100
	Thusi Village	Grading, regravelling and drainange maintenance	3	1,190
	Msizini - Nsezi	Grading, regravelling and drainange maintenance	3	1,015
	Mawabeni	Grading, regravelling and drainange maintenance	12	4,200
	Mzinyathini Irrigation	Grading, regravelling and drainange maintenance	3	1,050
	Inyema	Grading, regravelling and drainange maintenance	12	4,200
	Mbalabala - Irisvale	Grading, regravelling and drainange maintenance	8	4,540
	Mbizo - Sezhubu	Grading, regravelling and drainange maintenance	16	7,460
	Nswazi Clinic	Grading, regravelling and drainange maintenance	1	2,350
	Lumene Falls	Grading, regravelling and drainange maintenance	3	1,050
	Impu	Grading, regravelling and drainange maintenance	3	1,190
	Mtshede	Grading, regravelling and drainange maintenance	33	31,490
	Sub total		301	188,515
	Periodic Maintenance			
	Habane Commercial Road	Resealling	0	19,070
	Stella Coulson Road	Resealling	3	66,155
	Claremont Road	Reconstruction	4	296,238
	Muchblinding Road	Reconstruction	2	92,173
	Sub total		9	473,636
Total			310	662,151
Beitbridge Municipality				
	Routine Maintenance			
	Dulivhadzimu & Township roads	Road signage	500 signs	46,586
	Wamlala storm water drain	Cleaning, desilting, repair of storm drain & culverts	3	28,596
	Accessories	purchasing Loose tools & protective clothing		6,397

ROAD AUTHORITY	NAME OF ROAD	TARGETED WORKS	LENGTH (KM)	ALLOCATION (US\$)
	Joshua Mqabuko	Edgemaintenance & pothole patching	1	15,203
	Wamlala storm water drain	Drain construction & construction of 2 culvert structures 1200 dia	0	30,000
	Makhado road	Drain construction both sides	1	67
	Mbutshila road	Road resealing	1	40,000
	Sub total		6	166,847
	Periodic Maintenance			
	Gumi road	Road construction & surfacing	1	82,478
	Zaoga 18/24	Road construction & surfacing	1	176,891
	Hagelthorn road phase 3	Road construction & surfacing	1	182,478
	Shule shule - rankin road phase 3	Road construction & surfacing	1	182,478
	Tshiweta	Road construction & surfacing	1	149,839
	Sub total		5	774,163
Total			12	941,010
Gwanda Municipality				
	Routine maintenance			
	Various roads	Grading , pothole patching,edge breaks reconstruction		361,367
	Sub total		-	361,367
	Periodic Maintenance			
	Choppies road	Reconstruction	0	120,785
	Zaoga road	Reconstruction	1	208,730
	Jacaranda (Manyathi)	Reconstruction	1	310,579
	Sub total		2	640,094
Total			2	1,001,461
Plumtree Town Council				
	Routine Maintenance			
	George Silundika	Road grading and gravelling	2	58,800
	Old Location	Road grading and gravelling	1	27,440
	Old Home Ownership	Road grading and gravelling	1	31,360
	Gwakuba	Road grading and gravelling	1	39,200
	Mathendele, Hebron, Rangiore, Barring	Culvert cleaning, bush clearing, sholder protection	3	3,054
	CBD, Kingsway, Thekwane road	Carriageway marking, pothole patching	2	19,030
	Project Management			26,833
	Sub total		9	205,717
	Periodic Maintenance			
	Cemetery Road	Construction and surfacing	1	159,184
	Central Road	Gravelling	1	92,611
	High Street	Gravelling	1	228,211
	Sub total		3	480,005
Total			12	685,722
Provincial Total			2,992	7,091,301
Mashonaland Central Province				
Bindura RDC	Routine Maintenance			

ROAD AUTHORITY	NAME OF ROAD	TARGETED WORKS	LENGTH (KM)	ALLOCATION (US\$)
	Chirikadzi-Chireka	Grading, regravelling and drainange maintenance	5	7,895
	Mudziviri-Chireka	Grading, regravelling and drainange maintenance	10	13,698
	Chief Musana-Matanda	Grading, regravelling and drainange maintenance	4	3,437
	Banga-Museve	Grading, regravelling and drainange maintenance	2	978
	Damusi-Mudyiwa	Grading, regravelling and drainange maintenance	10	11,553
	Mupandawana-Mashabanhaka	Grading, regravelling and drainange maintenance	4	2,688
	Madzima-Chindotwe	Grading, regravelling and drainange maintenance	2	2,946
	Chinamhora-Hungwe	Grading, regravelling and drainange maintenance	10	6,393
	Masembura Pri- Ganda	Grading, regravelling and drainange maintenance	19	2,688
	Nyakudyazuva	Grading, regravelling and drainange maintenance	11	2,547
	Tsvina BC	Grading, regravelling and drainange maintenance	3	444
	Masembura-Mushore	Grading, regravelling and drainange maintenance	3	378
	Mushore Village	Grading, regravelling and drainange maintenance	5	449
	Jingo-Jonga	Grading, regravelling and drainange maintenance	3	5,229
	Chikomo-Chakona	Grading, regravelling and drainange maintenance	3	1,242
	Stondorn	Grading, regravelling and drainange maintenance	1	5,288
	Stondon-Shamva	Grading, regravelling and drainange maintenance	1	332
	Stondorn farm-Shamva	Grading, regravelling and drainange maintenance	1	2,867
	Makoni Extension	Grading, regravelling and drainange maintenance	2	2,378
	Glamorgan-Chireka	Grading, regravelling and drainange maintenance	2	3,680
	Musana-Mudyiwa	Grading, regravelling and drainange maintenance	1	2,919
	Bemberero Sec-Glamorgan	Grading, regravelling and drainange maintenance	4	8,982
	Bemberero-Matapi	Grading, regravelling and drainange maintenance	3	4,458
	Brinkbern-Kadhani	Grading, regravelling and drainange maintenance	6	17,964
	Kadhani-Reitbrookvlei	Grading, regravelling and drainange maintenance	9	9,744
	Reitbrookvlei-Gosforth	Grading, regravelling and drainange maintenance	4	3,311
	Keridale shops-Reveile farm	Grading, regravelling and drainange maintenance	5	6,006
	Ledbury-Benridge farm	Grading, regravelling and drainange maintenance	5	3,809
	Benridge	Grading, regravelling and drainange maintenance	10	1,364
	Marven-Foothills	Grading, regravelling and drainange maintenance	4	12,678
	Morven-Foothills ext	Grading, regravelling and drainange maintenance	3	4,491
	Dandivier-Burmaside	Grading, regravelling and drainange maintenance	7	1,953
	Lidbury-cregside	Grading, regravelling and drainange maintenance	3	2,105
	Lidbury-Villarosa	Grading, regravelling and drainange maintenance	2	369
	Gwashavanhu-Mugabe	Grading, regravelling and drainange maintenance	8	2,073
	Mangezvo-Police base	Grading, regravelling and drainange maintenance	4	3,939
	Matiya-Damusi	Grading, regravelling and drainange maintenance	4	2,984
	Butcombe-Matepatepa	Grading, regravelling and drainange maintenance	4	2,103
	Butcombe Ext	Grading, regravelling and drainange maintenance	1	6,819
	Bruton ext	Grading, regravelling and drainange maintenance	2	2,967
	Ruyafalls-Amanda	Grading, regravelling and drainange maintenance	2	5,459

ROAD AUTHORITY	NAME OF ROAD	TARGETED WORKS	LENGTH (KM)	ALLOCATION (US\$)
	Ashcot Ext	Grading, regravelling and drainage maintenance	4	6,795
	Granta-Solomia	Grading, regravelling and drainage maintenance	6	11,715
	Sub total		198	202,110
	Periodic Maintenance			
	Manhenga-Dengu	tarred road construction to a length of 1.3km	10	300,000
	Cowley-Damitra	motorised grading, bush clearance, drain formation, culvert desilting	10	100,000
	Sub total		20	400,000
Total			218	602,110
Chaminuka RDC	Routine Maintenance			
	Madziva Internal	Road Gravelling	5	2,500
	Soma	Road Grading	20	9,900
	Bythorn	Road Grading	10	5,150
	Caldon	Road Grading	14	6,750
	Gumbo Mushowani	Road Grading	17	8,500
	Nduna Garande	Road Grading	7	3,500
	Chiimbira	Road Grading	12	6,000
	Nyarukunda-Gora	Road Grading	42	21,000
	Kamudyariwa	Road Grading	9	4,500
	Matanda	Road Grading	16	8,000
	Chichera	Road Grading	7	3,500
	Kasukuwere	Road Grading	4	2,000
	Chevakadzi	Road Grading	10	5,000
	Kaziro	Road Grading	14	7,000
	Tsitu	Road Grading	3	1,500
	Kasimbwi-Chinhenga	Road Grading	19	9,500
	Rusununguko-Jasi	Road Grading	15	7,500
	Nyamaropa	Road Grading	13	6,500
	Svosve	Road Grading	9	4,500
	Rutherland(Case)	Road Grading	8	4,000
	Chishopa	Road Grading	6	3,000
	Magadzi-Gato	Road Grading	8	4,000
	Maziva Mine-Zvomanyanga	Road Grading	14	7,000
	Muringamombe	Road Grading	15	7,500
	Eben-Shashi	Road Grading	10	5,000
	Groblous	Road Grading	9	4,500
	Wonder Valley	Road Grading	5	2,500
	Warpley Valley	Road Grading	6	3,000
	Sanye Village	Road Grading	4	2,000
	Principe	Road Grading	7	3,500
	Bamboo Creek	Road Grading	5	2,500
Banana Village	Road Grading	3	1,500	

ROAD AUTHORITY	NAME OF ROAD	TARGETED WORKS	LENGTH (KM)	ALLOCATION (US\$)
	Gono-Eben	Road Grading	10	5,000
	Chakonda-Gono	Road Grading	6	2,797
	Sub total		361	180,597
	Periodic Maintenance			
	Tipperary	Road Construction (Surfacing)	2	95,000
	Ldv(Ruvadiki)	Road Gravelling	2	45,000
	Town Centre	Road Gravelling	1	20,872
	Abercorn Street	Rehabilitation (Surfacing)	2	80,000
	Mliti Clinic Road	Road Gravelling	5	89,648
	Chakonda	Road Gravelling	1	20,872
	Mliti Culverts	5*2 Barrel Culvert Construction	7	50,000
	Soma Culvert	1 Box Culvert Construction	20	20,000
	Sub total		39	421,392
	Total		401	601,989
	Gurube RDC	Routine Maintenance		
Routine Maintenance		Grading, drain opening, bush clearing, regravelling	600	100,000
Sub total			600	100,000
Periodic Maintenance				
AGRIBANK- GMB road		Rehabilitation	2	350,153
DA's road		Pothole patching and hump construction	1	50,000
Street lighting		Solar street light installation	10	26,000
Bridges		Rehabilitation	2	40,000
Culverts		Rehabilitation, desilting, construction	10	36,000
Sub total			25	502,153
Total		625	602,153	
Mazowe RDC	Periodic Maintenance			
	Earlyworm Road	Grading and spot gravelling	15	45,000
	Foothills Road	Grading and spot gravelling	10	30,000
	Pearson Road	Regravelling	5	50,000
	Breacon - Usaka road	Grading and spot gravelling	15	45,000
	Passaford Road	Grading and spot gravelling	12	36,000
	Cranham road.	Grading and spot gravelling	21	63,000
	Riversdale.	Grading and spot gravelling	28	68,275
	Lucknow road.	Grading and spot gravelling	8	24,000
	Passaford road.	Grading and spot gravelling	5	15,000
	Ceaser - Nyabira Road	Grading and spot gravelling	12	36,000
	Heyshot road	Grading and spot gravelling	10	30,000
	Glendale Township roads	Grading and spot gravelling	12	96,000
	Concession Township roads	Grading and spot gravelling	8	64,000
	Sub total		161	602,275
	Total		161	602,275
	Mbire RDC			

ROAD AUTHORITY	NAME OF ROAD	TARGETED WORKS	LENGTH (KM)	ALLOCATION (US\$)
	Routine Maintenance			
	Routine Maintenance	Grading, drain opening, bush clearing, regravelling		180,542
	Sub total		-	180,542
	Periodic Maintenance	Rehabilitation of roads		421,265
	Sub total		-	421,265
Total			-	601,807
Muzarabani RDC				
	Routine Maintenance			
	Lions-Cave Road	Culverts repairs,Spot gravelling	22	7,420
	Sharon-Kungwa Road	Spot gravelling	11	5,890
	Korora Road	Grading and spot gravelling	19	9,500
	Chidikamwedzi-Monera Road	Grading	12	5,020
	GeeJay-Chidikamwedzi Road	Drain opening ,grading and Spot gravelling	5	6,320
	Chipiri Road	Grading	21	6,255
	Palm Bridge Road	Spot Gravelling	15	9,420
	Mhene-Chawarura Road	Grading ,drain opening and repair	21	5,030
	Dunsberry Road	Road Repair	13	5,740
	Utete-Batanai-Kanyai road	Spot Gravelling and culverts repair	12	7,250
	Dundwe road	Grading and drain opening	20	5,225
	Mwonga road	Grading and shoulder repair	16	3,555
	Mutemakungu-Mutumhene-Choumana Road	Grading and spot gravelling	18	4,550
	Project management	Project management		10,000
	Sub total		205	91,175
	Periodic Maintenance			
	Gatu Access Road 1	Surfacing,street lights and signage installation	1	117,500
	Gatu Access Road 2	Single base gravelling	4	148,000
	Nyadukutu-Chimoio road	Gravelling	2	75,000
	Muzarabani loc access road	Single base gravelling (150mm)	2	70,500
	Muzarabani Growth Point Access(The surfaced section)	5 Solar Street Lights installation	1	10,000
	St Albert's RSC Location Access	5 solar street lights installation	1	10,000
	Muzarabani Growth Point Access	Surfacing	1	79,700
	Sub total		12	510,700
Total			217	601,875
Pfura RDC				
	Routine Maintenance			
	Chimanja Primary school	Grading and culverts construction	3	10,000
	Lawleys Grant	Grading and culverts construction	7	20,000
	Nyamhara Primary school	Grading and culverts construction	2	10,000
	Dotito - St Alberts Road	Grading and culverts construction	1	10,000
	Kohondo Primary	Grading and culverts construction	1	10,000
	Kangaire Primary	Grading and culverts construction	3	15,000
	Other roads			29,700
	Sub total		17	104,700

ROAD AUTHORITY	NAME OF ROAD	TARGETED WORKS	LENGTH (KM)	ALLOCATION (US\$)
	Periodic Maintenance			
	Camperdown road	Resurfacing, construction of drains and erection of road side furniture	1	343,151
	153 - Mukumbura Road	Erection of roadside furniture	1	50,000
	Dotito Clinic	Erection of roadside furniture	1	50,000
	Project management	Culverts repairs, Spot gravelling	0	54,000
	Sub total		3	497,151
Total			20	601,851
Rushinga RDC				
	Routine Maintenance			
	Rushinga District	Grading	766	63,000
	Sub total		766	63,000
	Periodic Maintenance			
	Katoni Secondary School Access	Gravelling and culvert construction	4	69,000
	Nyatsato-Nyamapako access	Gravelling and culvert construction	2	38,010
	Rushinga RSC	Surfacing	1	182,000
	Matoto pry sch access	Gravelling and culvert construction	7	61,610
	Chimhanda	Gravelling and surfacing	5	189,000
	Sub total		18	539,620
Total			784	602,620
Bindura Municipality				
	Routine Maintenance			
	Rusununguko Ave	Pothole patching	0.4	1,620
	Saragado st	Pothole patching	0.2	1,080
	Makwinji	Pothole patching	0.2	1,080
	Ruponeso	Pothole patching	0.2	1,350
	Mhaka st	Pothole patching	0.2	5,400
	Musvosvi st	Pothole patching	0.7	5,400
	Magamba way	Pothole patching	1.4	5,400
	Greenheart	Pothole patching	1.4	9,450
	Ndoda Hondo st	Pothole patching	0.9	3,240
	Phoenix Ave	Pothole patching	0.5	2,700
	Msasa Drive	Pothole patching	0.1	540
	Granadilla Ave	Pothole patching	0.6	2,700
	Coventry Ave	Pothole patching	0.2	4,320
	Waerera St	Pothole patching	0.4	1,620
	Cyprus rd	Pothole patching	0.4	2,160
	Phoenix Ave	Gravel Patching	0.5	600
	Granadilla Ave	Gravel Patching	0.6	750
	Coventry Ave	Gravel Patching	0.2	900
	Chipindura st	Gravel Patching	0.6	1,200
	Hay road east	Gravel Patching	0.9	3,000
	Fleetwood Ave	Gravel Patching	0.3	600
	Waerera st	Gravel Patching	0.4	450
	Musvosvi st	Gravel Patching	0.7	1,500

ROAD AUTHORITY	NAME OF ROAD	TARGETED WORKS	LENGTH (KM)	ALLOCATION (US\$)
	Magamba way	Gravel Patching	0.4	2,100
	Ndoda Hondo st	Gravel Patching	0.9	450
	Rusununguko Ave	Gravel Patching	0.5	900
	Waterberry Crescent	Grading & drain opening	0.5	4,320
	Mackendrick Drive	Grading & drain opening	0.6	4,950
	Kimpton Njanji Street	Grading & drain opening	0.2	1,800
	Bidson Mangirazi Street	Grading & drain opening	0.2	1,800
	Ndoda Hondo Street	Grading & drain opening	0.9	4,500
	Solomon Ngoni Street	Grading & drain opening	0.5	4,050
	Kid Marongorongo st	Grading & drain opening	0.1	990
	Simon Chinyere st	Grading & drain opening	0.3	2,880
	Nohwedza Chando st	Grading & drain opening	0.4	3,150
	Fariken Musvaire st	Grading & drain opening	0.3	2,880
	James Mudavanhu st	Grading & drain opening	0.2	1,800
	Chinamaropa st	Grading & drain opening	0.1	990
	Ojukwa Onyangwe st	Grading & drain opening	0.1	1,080
	Willie Konje st	Grading & drain opening	0.1	1,980
	Pakison Mucheri st	Grading & drain opening	0.1	900
	Zvinotapira st	Grading & drain opening	0.1	900
	Gilson Mashumba	Grading & drain opening	0.1	900
	Killian Gweshe st	Grading & drain opening	0.2	1,800
	Martin Rufu st	Grading & drain opening	0.1	990
	Takundzwa Potency St	Grading & drain opening	0.1	1,170
	Edward Dauke st	Grading & drain opening	0.1	1,080
	Magamba way	Grading & drain opening	1.4	9,000
	Chipembere Ave	Grading & drain opening	0.4	3,780
	Rusununguko Ave	Grading & drain opening	0.4	3,150
	Shingirirai Ave	Grading & drain opening	0.4	3,240
	Kudzanayi Ave	Grading & drain opening	0.3	2,790
	Church rd	Grading & drain opening	0.3	2,970
	Hungh Gundry Avenue	gravelling and grading	0.5	38,000
	Cambridge Road	gravelling and grading	0.4	10,000
	Clusters Road	gravelling and grading	1.0	25,000
	Manzou Street	gravelling and grading	0.4	8,430
	Bimha Way	gravelling and grading	0.3	5,280
	Mupfuti Circle	gravelling and grading	0.3	4,300
	Mutsamvi Road	gravelling and grading	0.6	4,600
	Mhara Ave	gravelling and grading	0.1	3,110
	Mhofu Ave	gravelling and grading	2.8	8,280
	Haka Ave	gravelling and grading	0.1	2,470
	42nd st	gravelling and grading	0.4	3,420

ROAD AUTHORITY	NAME OF ROAD	TARGETED WORKS	LENGTH (KM)	ALLOCATION (US\$)
	Mubveve rd	gravelling and grading	0.2	2,200
	Mushamba rd	gravelling and grading	0.3	3,250
	Muhacha drive	gravelling and grading	0.7	470
	Mubayamhondoro circle	gravelling and grading	0.3	4,300
	Mugaragunguwo circle	gravelling and grading	0.3	4,300
	Mutamba circle	gravelling and grading	0.3	4,300
	Labour			20,961
	Sub total		30.9	283,021.0
	Periodic Maintenance			
	Granadilla Ave	Asphalt overlay	0.6	30,000
	Cyprus Rd	Asphalt overlay	0.6	30,000
	Mukuyu Rd	Asphalt overlay	0.4	37,744
	Appleby Rd	Asphalt overlay	0.2	30,000
	Cbz Access	Asphalt overlay	0.1	30,000
	J Nkomo	Asphalt overlay	0.1	80,000
	R Mugabe	Asphalt overlay	1.0	50,000
	Hay Road East	Reconstruction & surfacing	0.9	30,000
	Chaminuka Rd	Reconstruction & surfacing	0.7	40,000
	Mackendrick Rd	Drainage Rehabilitation	1 culvert	2,000
	Cactus/Cardiff	Drainage Rehabilitation	1 culvert	4,000
	Muwanga St	Drainage Rehabilitation	1 culvert , 50	6,000
	50Th St	Drainage Rehabilitation	0	6,000
	Muwuyu Link	Drainage Rehabilitation	0	7,000
	35Th St	Drainage Rehabilitation	0	6,000
	10Th	Drainage Rehabilitation	0	21,000
	Mukuyu Rd	Drainage Rehabilitation	0	7,000
	Chaminuka Rd	Drainage Rehabilitation	0	15,000
	Mutondo Rd	Drainage Rehabilitation	0	3,000
	Granadilla Ave	Drainage Rehabilitation	0	4,000
	Cleverhill Rd	Drainage Rehabilitation	0	11,000
	Mutsamvi Road	Drainage Rehabilitation	0	9,000
	Kimberly Ave	Drainage Rehabilitation	0	4,000
	Chaminuka Rd	Reconstruction & surfacing	1	50,000
	Greenheart Rd	Drainage Rehabilitation	1	50,000
	Luton Rd	Drainage Rehabilitation	1	50,000
	Sub total		9	612,744
Total			40	895,765
Mvurwi Town Council	Periodic Maintenance			
	Michael	Reclamation and reconstruction	1	100,000
	Eric	Reclamation and reconstruction	1	110,000
	Helen	Reclamation and reconstruction	1	15,000
	Davina	Reclamation and reconstruction	0	20,000

ROAD AUTHORITY	NAME OF ROAD	TARGETED WORKS	LENGTH (KM)	ALLOCATION (US\$)
	Muzinda	Reclamation and reconstruction	0	15,000
	Sithole	Reclamation and reconstruction	0	30,000
	Mudavanhu	Reclamation and reconstruction	0	35,000
	Lewis lych	Resealing	1	31,000
	Malvern	Resealing	1	30,000
	Marion	Reclamation and reconstruction	0	45,000
	Handsworth	Reclamation and reconstruction	0	30,000
	Nzou	Reconstruction	1	80,000
	Ealing	Reconstruction	1	87,455
	Sub total		8	628,455
Total			8	628,455
Provincial Total			2,474	6,340,900
Midlands Province				
Chirumanzu RDC	Routine Maintenance			
	Driefontein	Grading	22	1,324
	Musena	Grading, vegetation control, culvert repairx2	25	10,219
	Moffat	Grading, vegetation control	26	5,408
	Mushayavhudzi-Mine	Grading, spot gravelling, Culvert constructionx2	10	19,471
	Blinkwater-Chinu	Grading and vegetation control	33	3,908
	Central Estates	Grading, erosion control	5	11,122
	Makanya-Jema	Grading and vegetation control	26	1,565
	Dowlands-Chiodza	Grading, vegetation control	33	3,876
	Gangarabwe-Chapwanya	Grading and vegetation control	20	1,204
	Mavise-Central Estates	Grading and culvert construction	50	6,916
	Chimbindi	Grading and vegetation control	11	675
	Tokwe 4	Grading and vegetation control	20	1,312
	Lalapanzi G.P	Grading and vegetation control	8	1,824
	Wadzanai	Grading and vegetation control	15	903
	Kwekwe t/off-Central Estates	Grading and vegetation control	10	2,524
	Bush park	Grading and vegetation control	20	1,922
	Makuti	Grading and vegetation control	30	3,728
	Chengwena-Juru	Grading and vegetation control	16	1,924
	Chishuku	Grading and vegetation control	6	361
	Gambiza-Nyamande	Grading and vegetation control	12	1,875
	Rhodesdale	Grading and vegetation control	20	1,204
	Mackency-Mandizvidza	Grading and vegetation control	6	2,667
	Dangarendove	Grading and vegetation control	30	1,806
	Mvuma-Fareden	Grading and vegetation control	17	1,023
	Ortons Drift	Grading and vegetation control	14	843
	Huchu Pr.	Grading and vegetation control	9	542

ROAD AUTHORITY	NAME OF ROAD	TARGETED WORKS	LENGTH (KM)	ALLOCATION (US\$)
	Lynwood Mvuma	Grading and vegetation control	18	1,084
	Ifafa	Grading and vegetation control	14	843
	Sub total		526	92,074
	Periodic Maintenance			
	Charandura G.Point	Upgrading to bituminous surfacing	4	531,687
	Sub total		4	531,687
Total			530	623,761
Gokwe North RDC	Routine Maintenance			
	Maregere Road	Grading, vegetation control and drainage maintenance	24	10,500
	Burure Road	tree and stump removal and road and road formation	24	10,000
	Mandongwe Road	spot gravelling, road grading and drain opening	38	10,000
	Nevana Road	Grading, vegetation control and drainage maintenance	20	20,000
	Newmine Road	Grading, vegetation control and drainage maintenance	20	20,000
	Muchohwe Road	Grading, vegetation control and drainage maintenance	12	8,363
	Sabara Road	Grading, vegetation control and drainage maintenance	13	12,000
	Makwiyo Road	Grading, vegetation control and drainage maintenance	13	12,000
	Dindimutihwi Road	Grading, vegetation control and drainage maintenance	7	10,000
	Masikiri Road	Grading, vegetation control and drainage maintenance	12	12,000
	Masemo Road	Grading, vegetation control and drainage maintenance	38	15,000
	Masosoni Road	Grading, vegetation control and drainage maintenance	18	10,000
	Dekete Road	Grading, vegetation control and drainage maintenance	25	10,000
	Sub total		264	159,863
	Periodic Maintenance			
	Mavanga Road	Gravelling, drainage and structure construction	24	123,012
	Burure Crossing	Shelvert construction		80,000
	Kamwa Crossing	Shelvert constuction		70,000
	Growth Point Roads	Gravelling	20	159,207
	Sub total		44	432,219
Total			308	592,082
Gokwe South RDC	Routine Maintenance			
	Jiri turnoff-Maboka	Grading and drainage maintenance and road formation	18	1,200
	Chief Njelele-Gwehava	Grading and drainage maintenance and road formation	22	1,467
	Dzvuke-Manoti	Grading and drainage maintenance and road formation	25	1,667
	Headman Chisina Road	Grading and drainage maintenance and road formation	15	1,000
	Hovano Masoro	Grading and drainage maintenance and road formation	30	2,000
	Empress-Masoro-Copper queen	Grading and drainage maintenance and road formation	84	5,600
	Zhombe SDA	Grading and drainage maintenance and road formation	4	300
	Chemahororo clinic	Grading and drainage maintenance and road formation	3	200
	St Cuthbert school road	Grading and drainage maintenance and road formation	2	200
	Dzvuke-Kana	Grading and drainage maintenance and road formation	11	733
	Nyaradza turnoff-Nyaje	Grading and drainage maintenance and road formation	40	2,664
	Magede-Mkoka	Grading and drainage maintenance and road formation	22	1,467
	Kambe-Ndandulo	Grading and drainage maintenance and road formation	5	600

ROAD AUTHORITY	NAME OF ROAD	TARGETED WORKS	LENGTH (KM)	ALLOCATION (US\$)
	Manoti-Msala	Grading and drainage maintenance and road formation	20	1,400
	Mawisa-Chemba	Grading and drainage maintenance and road formation	12	800
	Sengwa Bridge-Masekesa road	Grading and drainage maintenance and road formation	10	800
	Charama-Marapira	Grading and drainage maintenance and road formation	140	9,333
	Charama Access	Vegetation control	5	10,045
	Machakata-Simbe	Vegetation control	4	3,566
	Chemahororo Access	Vegetation control	3	3,566
	Masoro-Ganyungu	Vegetation control	10	17,824
	Zhombe SDA SCHOOL Access	Culvert construction and repairs		49,560
	Turnoff Kaguta road	Culvert construction and repairs		24,000
	Mapfumo-Gwehava	Culvert construction and repairs		28,000
	Sub total		485	167,991
	Periodic Maintenance			
	Charama Access Road	Road formation , gravelling and spreading	16	287,021
	Kaguta Turn Off Road	Road formation , gravelling and spreading	10	263,638
	Sub total		26	550,659
Total			511	718,650
Mberengwa RDC				
	Routine Maintenance			
	Mnene - Chomubhobho - Ngezi	Repair of 3 vented culverts, 4 drifts, sport gravelling & grading	20	2,600
	Masase - Jordan - Chimbapire	Repair of 2 culverts, 2 drifts, sport gravelling & grading	16	3,000
	Ndava-Chiturike	Repair of 5 culverts, 3 drifts, sport gravelling & grading	17	6,000
	Magavakava-Rugweruchena	Repair of 2 culverts, 3 drifts, sport gravelling & grading	12	4,000
	MavorovondobClinic-Guruva Sch	Sport gravelling & grading	5	4,700
	Pamushana-Zvamagwiro	Repair of 2 vented culverts, 2 drifts, sport gravelling & grading	20	6,100
	Musvaburi-Zvipungudzanye	Sport gravelling & grading	13	2,800
	Mazorodze-Bonda	Repair of 3 culverts, 1 drifts, sport gravelling & grading	7	9,000
	Matedzi B/C-Zvamatobwe-Tom	Repair of 4culvet, sport gravelling & grading	15	5,000
	Sihande T/Off- Sihande Pry	Grading	5	1,900
	Vurasha - Shamba-Manyuchi	Repair of 4 vented culverts, 4 drifts, sport gravelling & grading	24	14,000
	Neta- Village 11	Sport gravelling & grading	15	3,667
	Neta-Chomukonde Sch	Sport gravelling & grading	6	4,000
	Neta- Bungwe	Sport gravelling & grading	8	3,466
	Mberengwa Centre Roads	Construction of 2 drainages, sport gravelling & grading	5	50,000
	Ivhukuvanhu-Chomubhobho	Repair of 7 vented culverts, 5drifts, sport gravelling & grading	18	10,000
	Shauro-Dumberton	Repair of 2 vented culverts, 3 drifts, sport gravelling & grading	22	4,000
	Mt Mberengwa-Mawani	sport gravelling & grading	18	6,000
	Chouragu-Gaha	Grading	12	3,500
	Keyara-Matabo	Grading	15	4,000
	Shumagange-Kumwe	Repair of 3 vented culverts, 4 drifts, sport gravelling & grading	5	6,000
	Sub total		278	153,733
	Periodic Maintenance			
	Buchwa-Mbuyanehanda-Mponjani-Nhenga Village road	Grading, Gravelling, construction of 8 culverts Surfacing, Drainage construction and structures construction	25	110,000
			3	334,034

ROAD AUTHORITY	NAME OF ROAD	TARGETED WORKS	LENGTH (KM)	ALLOCATION (US\$)
	Sub total		28	444,034
Total			306	597,767
Runde RDC				
	Routine Maintenance			
	Hanawa-Dharu	Grading, drainage maintenance and vegetation control	13	8,640
	Pakame - Mwezhe	Grading, drainage maintenance and vegetation control	8	5,240
	Mapanzure - Govarizadze	Grading, drainage maintenance and vegetation control	13	8,200
	Siname - Govarizadze	Grading, drainage maintenance and vegetation control	9	8,200
	Mimosa- Mhondongori	Grading, drainage maintenance and vegetation control	12	8,300
	Vaka - Musuki	Grading, drainage maintenance and vegetation control	11	8,200
	Majoni- Deep-Highlands	Grading, drainage maintenance and vegetation control	8	5,240
	Nyama - Sivhange	Grading, drainage maintenance and vegetation control	6	4,680
	Mbilashava - Vaka	Grading, drainage maintenance and vegetation control	9	7,200
	Dadaya Rd	Grading, drainage maintenance and vegetation control	13	8,020
	Ndinaneni	Grading, drainage maintenance and vegetation control	5	6,200
	Musuki -Marovanidze	Grading, drainage maintenance and vegetation control	15	10,400
	Mukwakwe-Murowa	Grading, drainage maintenance and vegetation control	11	7,024
	Goug-Weir- Murowa	Grading, drainage maintenance and vegetation control	10	9,240
	Sasula-Ramhofu	Grading, drainage maintenance and vegetation control	12	8,300
	Ziruvi-Mheta-Vugwi	Grading, drainage maintenance and vegetation control	13	8,800
	Mimosa- Mhondongori	Grading, drainage maintenance and vegetation control	10	6,400
	Siboza-Pakame	Grading, drainage maintenance and vegetation control	52	18,440
	School Access Roads	Grading, drainage maintenance and vegetation control	10	3,400
	Sub total		240	150,124
	Periodic Maintenance			
	Venge-Mavhumashava	New Construction	8	295,724
	Tom-Chibi-Musikati	Culvert Construction		62,000
	Zvoi	Culvert Construction		52,872
	Various Roads	Spot gravelling	40	33,380
	Sub total		48	443,976
Total			287	594,100
Tongogara RDC				
	Routine Maintenance			
	Zvomudenga - Havhana	Grading, drainage maintenance and vegetation control	5	1,800
	Zvomudenga - Dixon	Grading, drainage maintenance and vegetation control	6	1,400
	Tugwi - Mhene	Grading, drainage maintenance and vegetation control	6	1,200
	Jobolinko - Rockford	Grading, drainage maintenance and vegetation control	16	2,000
	Farm 11 - Farm 10	Grading, drainage maintenance and vegetation control	8	1,890
	Farm 53 - Farm 54	Grading, drainage maintenance and vegetation control	11	1,600
	Nansi - Tokwe	Grading, drainage maintenance and vegetation control	5	1,200
	Gwanza - Gwanza West	Grading, drainage maintenance and vegetation control	7	1,100
	Shamba - Mazivisa	Grading, drainage maintenance and vegetation control	12	3,150
	Mazivisa - Chikato	Grading, drainage maintenance and vegetation control	9	1,600
	Mwanawashama - Mandigo	Grading, drainage maintenance and vegetation control	15	1,600

ROAD AUTHORITY	NAME OF ROAD	TARGETED WORKS	LENGTH (KM)	ALLOCATION (US\$)
	Todal Mine - Marishongwe	Grading, drainage maintenance and vegetation control	7	1,000
	Tana A - Tana B	Grading, drainage maintenance and vegetation control	7	1,500
	Tana C - Zvamatenga	Grading, drainage maintenance and vegetation control	8	1,400
	Donga - Pakame	Grading, drainage maintenance and vegetation control	25	3,000
	Makotore - Furusa	Grading, drainage maintenance and vegetation control	5	1,000
	Makandire - Makara	Grading, drainage maintenance and vegetation control	8	1,500
	Maphosa - Farm 70	Grading, drainage maintenance and vegetation control	5	1,200
	Gamwa - Befura	Grading, drainage maintenance and vegetation control	7	1,260
	Donga - Matamba	Grading, drainage maintenance and vegetation control	9	2,000
	Matamba -Tongogara	Grading, drainage maintenance and vegetation control	7	1,800
	Furusa - Makandire	Grading, drainage maintenance and vegetation control	5	1,200
	Juchuta - Valley	Grading, drainage maintenance and vegetation control	19	3,000
	Rostern - Chigara	Grading, drainage maintenance and vegetation control	16	2,800
	Shurugwi - Gwenoro	Grading, drainage maintenance and vegetation control	18	2,850
	Shurugwi - Rivesdale	Grading, drainage maintenance and vegetation control	30	2,500
	Chikwingwizha - Mambava	Grading, drainage maintenance and vegetation control	15	1,600
	A1 - Totonga Clinic	Grading, drainage maintenance and vegetation control	11	1,800
	Unki - Chironde - Matamba	Grading, drainage maintenance and vegetation control	16	1,470
	Zvishasha School Rd	Grading, drainage maintenance and vegetation control	5	1,200
	Mupakaviri - Chikato	Grading, drainage maintenance and vegetation control	11	1,260
	Gamwa - Tokwe	Grading, drainage maintenance and vegetation control	7	1,300
	Raskaf - Dombornwari	Grading, drainage maintenance and vegetation control	15	3,000
	Tongogara - Chitora	Grading, drainage maintenance and vegetation control	32	5,000
	Musavezi - Zvamaunje	Grading, drainage maintenance and vegetation control	7	1,470
	Zvamaunje - Honert	Grading, drainage maintenance and vegetation control	5	1,200
	Dorset - Kashambe	Grading, drainage maintenance and vegetation control	20	4,050
	Gwenoro - Dorset	Grading, drainage maintenance and vegetation control	25	2,800
	Irontone - Mashava	Grading, drainage maintenance and vegetation control	44	3,000
	Sub total		489	75,700
	Routine Maintenance			
	Donga - Tongogara phase 2	Regravelling and surfacing	4	300,000
	Msasa- Bonsa	Construction	16	83,329
	Libongo - Pakame	Construction	11	80,000
	Dollar T/Off - Totonga Clinic	Regravelling	13	30,000
	Mukatisi - Zvaugwe South	Construction	15	20,000
	Gamwa- Mushavi Bridge	Bridge Construction		13,145
	Sub total		59	526,474
Total			548	602,174
Vungu RDC				
	Routine Maintenance			
	Rhoville	Grading	15	19,889
	Old Dog	Grading	9	12,333
	Fyvie	Grading	29	37,644
	Selukwe	Grading	21	27,444

ROAD AUTHORITY	NAME OF ROAD	TARGETED WORKS	LENGTH (KM)	ALLOCATION (US\$)
	Boulder Beacon	Grading	25	29,481
	Kanuck	Grading	4	5,785
	Indiva	Grading	23	19,963
	Deanfield	Grading	10	13,341
	Julena	Grading	9	14,032
	Flamingo	Grading	9	11,035
	Sub total		154	190,947
	Periodic Maintenance			
	Meadows	Rehabilitation	21	212,216
	St Patricks	Rehabilitation	19	132,011
	Steingot	Rehabilitation	27	181,668
	Sub total		67	525,894
Total			221	716,842
Zibagwe RDC				
	Routine Maintenance			
	Sherwood Siding	Grading, drainage maintenance and vegetation control	15	7,527
	Shungu-Igogo	Grading, drainage maintenance and vegetation control	19	8,285
	East Clare	Grading, drainage maintenance and vegetation control	18	10,827
	Shamwari	Road formation	57	8,376
	Summerview	Grading, drainage maintenance and vegetation control	34	6,249
	Zibagwe School	Grading, drainage maintenance and vegetation control	10	5,018
	Zhombe D.S.C	Grading, drainage maintenance and vegetation control	10	9,676
	Solitary	Grading, drainage maintenance and vegetation control	14	4,696
	Kwekwe Farms	Grading, drainage maintenance and vegetation control	17	8,089
	Bimco	Grading, drainage maintenance and vegetation control	30	6,075
	Stevenson	Grading, drainage maintenance and vegetation control	22	7,494
	Silobela-Nkayi	Grading and pothole patching	48	6,183
	Rhino	Grading, drainage maintenance and vegetation control	32	4,479
	Gandi	Grading, drainage maintenance and vegetation control	18	2,608
	Rockvale - Pauldale	Grading, drainage maintenance and vegetation control	19	3,411
	Zhombe-Empress	Grading, drainage maintenance and vegetation control	54	4,270
	Sherwood-Kotamai	Grading and pothole patching	23	8,364
	Zesa Sherwood-Zatman	Grading, drainage maintenance and vegetation control	15	5,347
	Lorraine	Grading, drainage maintenance and vegetation control	9	9,347
	Muchape	Grading, drainage maintenance and vegetation control	10	5,075
	Marivel-Milsonia	Grading, drainage maintenance and vegetation control	35	6,563
	Dunlop	Grading, drainage maintenance and vegetation control	7	4,055
	Mutumutema-ngigeni	Grading and spot gravelling	16	1,265
	Vhulamachena	Grading, drainage maintenance and vegetation control	20	7,197
	Ntombankala	Grading, drainage maintenance and vegetation control	16	2,666
	Hunters	Grading and pothole patching	10	8,397
	Mkobogwe	Grading, drainage maintenance and vegetation control	55	4,349

ROAD AUTHORITY	NAME OF ROAD	TARGETED WORKS	LENGTH (KM)	ALLOCATION (US\$)
	Samambwa	Grading and spot gravelling	17	5,970
	Old Gokwe rd	Grading, drainage maintenance and vegetation control	13	5,535
	Sub total		663	177,392
	Periodic Maintenance			
	Kwekwe Farm Bridge	New Bridge Construction	38	69,434
	Shamwari Road	Spot Gravelling and Road Formation	57	103,831
	Zhombe Dsc Gravelling	Gravelling And Road Formation 8Km	8	103,831
	St Andrews Foot Bridge	New Bridge Construction		35,000
	Silobela Bridge	New Bridge Construction		103,831
	Sub total		103	415,925
Total			766	593,317
Gweru City Council				
	Routine Maintenance			
	Lower Gweru Road	Regravelling	2	167,490
	Kopje Rd	Pothole patching	1	48,000
	Kenny Rd	Pothole patching	1	54,000
	Enfield	Pothole patching	1	33,660
	Harmony	Regravelling	1	117,000
	DH Dube Strt	Pothole patching	1	64,860
	Mutsindi	Pothole patching	1	48,000
	Muvonde	Regravelling	1	124,380
	Dehwa Rd	Regravelling	1	118,000
	Mkoba 20 Roads	Regravelling	2	180,000
	Senga road	Street lighting	6	100,000
	Sub total		16	1,055,390
	Periodic Maintenance			
	2nd Street	Overlay	1	414,000
	3rd Street	Overlay	1	403,200
	L. Takawira Ave	Overlay and Chip & spray	2	358,380
	Seventh Street	Overlay, chip & spray	3	427,471
	Lobengula Street	Chip & spray	3	451,980
	Sub total		10	2,055,031
Total			26	3,110,421
Gokwe Town Council				
	Routine Maintenance			
	CBD Roads and Industry	Premix pothole patching	8	13,293
	Njelele roads	Spot Gravelling	1	7,141
	Sasame, Nyaradza, Green Valley and Mapfungautsi	Maintenance Grading-motorised	20	5,300
	Sasame, Green Valley and Mapfungautsi	Side Drain cleaning	3	2,795
	CBD and Industry roads	Maintenance of road signs	9	2,000
	Sub total		40	30,528
	Periodic Maintenance			

ROAD AUTHORITY	NAME OF ROAD	TARGETED WORKS	LENGTH (KM)	ALLOCATION (US\$)
	Mapfungautsi Roads	Road construction	1	200,370
	Nyaradza Roads	Road construction	1	200,370
	CBD roads	Road construction	1	200,370
	Sasame 1 Roads	Lined storm drains construction	1	27,900
	Sasame 2 Roads	Lined storm drains construction	1	165,482
	Sub total		5	794,492
Total			45	825,020
Kwekwe Municipality				
	Routine Maintenance			
	Various roads	Pothole patching, regravelling, drain clearing and culvert upgrade	60	309,000
	Road signage	30 Signs each for danger warning, informative, regulatory signs		18,000
	Sub total		60	327,000
	Periodic Maintenance			
	Harare - Bulawayo	40mm Premix overlay	9	89,000
	N. Mandela Way	40mm Premix overlay	1	8,000
	Third Street	40mm Premix overlay	1	6,000
	Fouth Street	40mm Premix overlay	0	3,000
	Fifth Street	40mm Premix overlay	0	4,500
	Bus Terminus Access	40mm Premix overlay	0	1,000
	Fifth Avenue	40mm Premix overlay	1	6,000
	Fouth Avenue	40mm Premix overlay	0	2,000
	Third Avenue	40mm Premix overlay	0	3,000
	Second Avenue	40mm Premix overlay	0	3,000
	First Avenue	40mm Premix overlay	0	4,000
	Industria Road	40mm Premix overlay	1	7,000
	Parsons	Pothole patching, resealling and drainange works	1	16,464
	Chiundura Road	Pothole patching, resealling and drainange works	3	69,972
	Ely Drive	Pothole patching, resealling and drainange works	0	3,087
	Nesbit Road	Pothole patching, resealling and drainange works	1	13,171
	Exeter	Pothole patching, resealling and drainange works	0	10,417
	Essex	Pothole patching, resealling and drainange works	0	7,224
	Leopor Takawira -Mbizo 1	Pothole patching, resealling and drainange works	1	1,029
	Tongogara	Pothole patching, resealling and drainange works	1	15,450
	Old Steelworks Road	Pothole patching, resealling and drainange works	3	6,174
	Chermsford	Pothole patching, resealling and drainange works	1	15,435
	Gillis Road	Pothole patching, resealling and drainange works	1	10,290
	Chicago Road	Regravelling, drain clearing and cuvert upgrading	5	4,500
	Railway Ave	Resealing and construction of associated stormwater drainage	3	61,740
	Cobar Street	Rehabilitation and construction of associated stormwater drainage	1	24,696
	Mvuma Rd Phase 1	Resealing and construction of associated stormwater drainage	3	57,006
	Industria Rd	Resealing and 40 mm premix ovelay of about 20% of the road length	1	14,406
	Mbizo 12-16 Link Rd	Resealing and construction of associated stormwater drainage	1	18,522
	Kirike Rd	Resealing and construction of associated stormwater drainage	2	49,392

ROAD AUTHORITY	NAME OF ROAD	TARGETED WORKS	LENGTH (KM)	ALLOCATION (US\$)
	Hanga St	Resealing and construction of associated stormwater drainage	1	26,754
	Clyde Rd	Resealing and construction of associated stormwater drainage	1	22,638
	Edison St	Resealing and construction of associated stormwater drainage	2	41,160
	Bessemer St	Resealing and construction of associated stormwater drainage	3	61,740
	Burke St	Resealing and construction of associated stormwater drainage	1	14,406
	Hospital Rd	Resealing and construction of associated stormwater drainage	1	29,841
	Gokwe Rd	Resealing and construction of associated stormwater drainage	3	162,860
	Kirike Rd	Resealing and construction of associated stormwater drainage	2	49,392
	Sub total		55	944,266
Total			115	1,271,266
Redcliff Municipality	Routine Maintenance			
	Townsend	Pothole patching, drain clearing, culvert desilting	3	50,000
	Nembudziya	Pothole patching, drain clearing, formation, culvert desilting and repairs	5	37,020
	Sub total		8	87,020
	Periodic Maintenance			
	Idah Samson	Reconstruction	8	800,000
	Sub total		8	800,000
Total			16	887,020
Shurugwi Town Council	Routine Maintenance			
	Third Avenue	Drain construction	0	17,500
	Motel road	Grass cutting	2	2,730
	Second Avenue	Drain clearing	0	2,730
	Chromer street	Drain clearing	1	5,340
	Extension road	Bush clearing	2	5,340
	Sub total		5	33,640
	Periodic Maintenance			
	Second Avenue	Reconstruction	0	60,000
	Chromer Street	Reconstruction	1	150,000
	Mashunye	Reconstruction	0	60,000
	Fourth Avenue	Reconstruction	0	61,250
	Adare	Reconstruction	1	150,000
	First Avenue	Reconstruction	1	150,000
	Makusha roads	Regravelling, grading and drain lining	3	33,500
	Mambowa/Motel roads	Regravelling, grading and drain lining	5	42,000
	ZBS roads	Regravelling, grading and drain lining	3	25,000
	Sub total		13	731,750
Total			18	765,390
Zvishavane Town Council	Routine Maintenance			
	Mandava	Pothole patching, vegetation control, signs, drain clearing.	4	252,525
	Makwasha	Pothole patching, vegetation control, signs, drain clearing.	4	
	CBD	Pothole patching, vegetation control, signs, drain clearing.	4	
	Eastlea	Pothole patching, vegetation control, signs, drain clearing.	4	

ROAD AUTHORITY	NAME OF ROAD	TARGETED WORKS	LENGTH (KM)	ALLOCATION (US\$)
	Highlands	Pothole patching, vegetation control, signs, drain clearing.	4	
	Sub total		20	252,525
	Periodic Maintenance			
	Izayi Park loop road.	Earthworks, surfacing, culverts, drain lining.	3	165,825
	Eastlea Roads	Earthworks, surfacing, culverts, drain lining.	4	315,825
	CBD Roads.	Earthworks, surfacing, culverts, drain lining.	2	107,575
	Sub total		8	589,225
Total			28	841,750
Provincial Total			3,724	12,739,558
Masvingo Province				
Masvingo City				
	Routine Maintenance			
	Drainage cleaning and lining	Unclogging and lining	50	100,000
	Supervision vehicle			75,000
	Sub total		50	175,000
	Periodic Maintenance			
	Mushandike Street	Resealing	1	94,500
	Dambiro St(Dikwindi School Approach)	New Construction	0	63,000
	Bauhinia Ave	Resealing	1	115,500
	Chikato (School Approach)	Resealing	0	63,000
	Chirasha Street	Reconstruction	0	37,800
	Timber Road	Reconstruction	0	120,960
	Haurovi St (School Approach)	Reconstruction	0	42,000
	Kuwazana Street	Reconstruction	0	25,200
	P.Chatikobo street	Reconstruction	1	81,000
	Bandwe Street	Reconstruction	1	140,000
	East view roads	regravelling	2	50,000
	First St	Resealing	1	108,000
	Sister Perry	Reconstruction	0	60,000
	L Takawira	overlay	1	210,000
	Instalation of solar powered street lights	street lights(2KM)		129,192
	Sub total		9	1,340,152
Total			59	1,515,152
Chiredzi Town Council				
	Routine Maintenance			
	City roads	Routine maintenance	33	94,002
	Sub total		33	94,002
	Periodic Maintenance			
	Warth Road	Reconstruction and Surfacing	2	327,132
	Tsetsebe Drv	Reconstruction and Surfacing	1	108,780
	Roan-Mlemi-Chitsanga-Chironga Circle	Reconstruction and Surfacing	2	264,088
	Sub total		5	700,000
Total			38	794,002
Bikita RDC				
	Routine Maintenance			

ROAD AUTHORITY	NAME OF ROAD	TARGETED WORKS	LENGTH (KM)	ALLOCATION (US\$)
	Ngodyore access	Reapair of 2 x single barrel culverts and grading	4	10,758
	Nandi Matsvange Rd	Repair of 1 double barrel culvert and grading	52	18,204
	Gava Road	4x Culvert repairs,bridge repairs and grading	4	16,630
	Chadya road	Single barrel culvert repairs and grading	6	9,680
	Janet-Muvava Road	Construction of 2x double barrel culvert and grading	11	24,916
	Mbuya Nehanda Chedutu road	Culverts construction ,bridge repairs and road grading	35	30,055
	Various Roads	Road grading	200	30,000
	Sub total		312	140,243
	Periodic Maintenance			
	Nyika GP Roads	Street lighting and drainage maintenance	2	113,276
	Duma Residential Area Roads	Surfacing	2	332,260
	Begedhe Access	Tripple barrel culverts construction and Grading	5	16,709
	Sub total		9	462,245
Total			321	602,488
Chiredzi RDC				
	Routine Maintenance			
	Chilonga-Chibwedziva	Grading and drainage maintenance	25	9,600
	Chanienga-Mavhavaza	Grading and drainage maintenance	38	13,200
	Twiza Crook'S Corner	Grading and drainage maintenance	105	38,400
	Old Zaka Road	Grading and drainage maintenance	48	16,800
	Rupangwana-Chitsa-Gotosa-Ndali	Grading and drainage maintenance	42	15,360
	Samba-Jatala	Grading and drainage maintenance	60	21,840
	Mkwesine Roads	Grading and drainage maintenance	24	8,640
	Sub total		342	123,840
	Periodic Maintenance			
	Chikombedzi Access Roads	Gravelling	12	258,280
	Twiza- Crook'S Corner	Shelvert Construction		101,640
	Humani (Nyangambe-Mukazi)	Regravelling	37	80,980
	Humani (Nyangambe-Mukazi)	Culvert construction		37,710
	Sub total		49	478,610
Total			391	602,450
Chivi RDC				
	Routine Maintenance			
	Ngundu Roads	Grading and spot gravelling	15	18,300
	Chivi Growth Point Roads	Grading and spot gravelling	20	24,400
	Mhandamabwe Roads	Grading and spot gravelling	10	12,200
	Mupagamuri Mushayi	Grading and spot gravelling	14	17,080
	Runesu School Access	Grading and spot gravelling	15	18,300
	Maramba School Access	Grading and spot gravelling	7	7,930
	Masunda School Access	Grading and spot gravelling	3	3,050
	Badza School Access	Grading and spot gravelling	6	7,320
	Sese Roads	Grading and spot gravelling	4	4,880
	Madanombe RSC	Grading and spot gravelling	3	3,660
	Sub total		96	117,120

ROAD AUTHORITY	NAME OF ROAD	TARGETED WORKS	LENGTH (KM)	ALLOCATION (US\$)
	Periodic Maintenance			
	Chivi Gwoth Point Roads	Reconstruction and Surfacing	2	423,740
	Culverts	Construction	10	62,065
	Sub total		12	485,805
Total			108	602,925
Gutu RDC				
	Routine Maintenance			
	District roads	Routine maintenance grading	250	121,643
	Sub total		250	121,643
	Periodic Maintenance			
	Old Residential Areas Roads	Surfacing	1	227,694
	Lionsdale-Chiguhune	Regravelling	19	214,420
	Shenjere road	Sectional regravelling	13	38,506
	Sub total		33	480,620
Total			283	602,263
Masvingo RDC				
	Routine Maintenance			
	District Road Network	Maintenance grading	275	101,652
	Nemanwa Township Roads	Street lights installation	4	73,504
	Roads General Admin	Purchase of furniture and equipment		5,000
	Sub total		279	180,157
	Periodic Maintenance			
	Balmain - Bere Road	Upgrading road from Gravel to surfaced	3	320,938
	Zhou School Access Road	Drainage Improvement , formation grading , bushclearing , spot filling etc	6	100,902
	Sub total		9	421,840
Total			288	601,997
Mwenezi RDC				
	Routine Maintenance			
	Mbizi-Triangle	Grading and bush clearing	35	13,545
	Merrivale-Wetzelo	Grading and bush clearing	10	14,960
	Chikombedzi Road	Grading and bush clearing	62	20,743
	Makwi-Neshuro	Grading	12	5,570
	Bubye-Sandawana	Grading	31	8,265
	Alko-Towla Road	Grading	50	58,031
	Inyathi Road	Construction and repair of drift	35	31,259
	Mucheni Road	Construction and repair of drift	59	17,600
	Sub total		294	169,974
	Periodic Maintenance			
	Makwi-Neshuro	Regravelling	6	193,402
	Resaw-N&R Rutenga	Reconstruction	1	238,753
	Sub total		7	432,156
Total			301	602,129
Zaka RDC				
	Routine Maintenance			
				78,449
	Sub total		-	78,449
	Periodic Maintenance			

ROAD AUTHORITY	NAME OF ROAD	TARGETED WORKS	LENGTH (KM)	ALLOCATION (US\$)
	Jerera loop road	Surfacing	2	260,000
	Jerera loop road	Street lighting	2	100,000
	Nyabare roads	Road gravelling	23	37,500
	Vovonde - Chivata	Construction of 4 culverts	15	13,000
	Chinorumba - Tovani	Construction of 4 culverts	6	15,000
	Mushungwa - Chiredzi	Construction of 4 culverts	8	13,000
	Mutindirindi - Musarava	Construction of 3 culverts	7	13,000
	Chiromo - Chiteyo	Construction of 3 culverts	10	17,000
	Vanyoro - Chehata	Construction of 5 culverts	10	21,500
	Dodias - Svuure rd	Construction of 4 culverts	10	17,000
	Mapanje - Cherechere	Construction of 4 culverts	7	17,000
	Sub total		99	524,000
Total			99	602,449
Provincial Total			1,887	6,525,855
Manicaland Province				
Buhera RDC	Routine Maintenance			
	Routine Maintenance	Grading, verge clearing, culvert construction, and spot gravelling	44	95,000
	Sub total		44	95,000
	Periodic Maintenance			
	Murambinda CBD surfacing	Reep, Sclarifying and Compaction, Base 2 & 1 gravelling and application of double seal surfacing	1	299,999
	Nyarushanga Causeway	Excavations, concrete works, Steel fixing, installation of 1.0 pipe culvert pipes, backfilling, construction protection works	0	207,122
	Sub total		2	507,121
Total			46	602,121
Chimanimani RDC	Routine Maintenance			
	Routine Maintenance	Grading, verge clearing, culvert construction, and spot gravelling	250	97,008
	Sub total		250	97,008
	Periodic Maintenance			
	Wengezi Business Centre	Upgrading, Surfacing and drainage works	0	210,000
	Nyanyadzi Business Centre	Upgrading, Surfacing and drainage works	1	250,000
	CBD Street lighting	Installation of solar based public lighting system		70,000
	Sub total		1	530,000
Total			251	627,008
Chipinge RDC	Routine Maintenance			
	Routine Maintenance	Grading, verge clearing, culvert construction, and spot gravelling	47	252,194
	Sub total		47	252,194
	Periodic Maintenance			
	Checheche CBD	Upgrading to surfaced road	1	230,000
	Nyamure Sch Access	Causeway construction	1	120,000
	Sub total		2	350,000
Total			49	602,194
Makoni RDC	Routine Maintenance			

ROAD AUTHORITY	NAME OF ROAD	TARGETED WORKS	LENGTH (KM)	ALLOCATION (US\$)
	Routine Maintenance	Grading, verge clearing, culvert construction, and spot gravelling	197	113,930
	Sub total		197	113,930
	Periodic Maintenance			
	KANDA -MADZINGIDZI	Regravelling 7 km	7	84,478
	SILVEROW	Resealing	6	231,947
	ST. JUDES ROAD	Surfacing	1	171,617
	Sub total		14	488,041
Total			211	601,971
Mutare RDC				
	Routine Maintenance			
	Routine Maintenance	Grading, verge clearing, culvert construction, and spot gravelling	215	547,616
	Sub total		215	547,616
	Periodic Maintenance			
	Laurenceville	Resealing	5	140,000
	Ndorwe School Access	Bush clearing, formation, gravelling, culverts construction	8	240,000
	Rufuka - Mutsiyabako	Gravelling	6	160,000
	Sub total		19	540,000
Total			234	1,087,616
Mutasa RDC				
	Routine Maintenance			
	Routine Maintenance	Grading, verge clearing, culvert construction, and spot gravelling	45	76,559
	Sub total		45	76,559
	Periodic Maintenance			
	Grange Road 22km	Bush clearing, pothole patching & edge breaking repair, shoulder maintenance, drain clearing	22	80,000
	Imbezza Road 4.9km	Ripping off tar, reconstruction of base, resurfacing, bush clearing	2	330,000
	Zongoro - Manhede Rd 5.0km	Bush Clearing, Road grading, spot gravelling & compaction, construction of culverts, repair of damaged culverts, clear blocked culverts 5km	5	56,000
	Muponda Rd 5.7km	Bush Clearing, Road grading, spot gravelling & compaction, construction of culverts, repair of damaged culverts, clear blocked culverts 5.7km		59,300
	Sub total		29	525,300
Total			74	601,859
Nyanga RDC				
	Routine Maintenance			
	Routine Maintenance	Grading, verge clearing, culvert construction, and spot gravelling	12	44,882
	Sub total		12	44,882
	Periodic Maintenance			
	Nyanga Urban Roads	Pothole repairs, Resurfacing and Drainage works	10	451,396
	Bende - Chirimanyimo Rd	Reconstruction, Gravelling & Drainage structures	6	205,100
	Sub total		15	656,496
Total			27	701,378
Mutare City Council				
	Routine Maintenance			
	Routine Maintenance	Grading, verge clearing, culvert construction, and spot gravelling	40	300,016
	Sub total		40	300,016
	Periodic Maintenance			

ROAD AUTHORITY	NAME OF ROAD	TARGETED WORKS	LENGTH (KM)	ALLOCATION (US\$)
	Simon Mazorodze	Pothole patching and 13mm road reseal	2	192,000
	Chaminuka Way	Pothole patching and 13mm road reseal	4	280,000
	Musikavanhu Drive	Pothole patching and 13mm road reseal	2	160,000
	Magamba Dr	Pothole patching and 13mm road reseal	2	168,000
	11Th Avenue	Pothole patching and 13mm road reseal	1	80,000
	Cardif And Industrial Road	Reclaim and 19mm tack and 10mm seal road.	0	60,000
	Riverside Drive	Reclaim and 19mm tack and 10mm seal road.	0	85,000
	Railway Avenue	Reclaim and 19mm tack and 10mm seal road.	1	170,000
	Various Intersections	Procure and install 500 SADC compliant road signs and street names		65,000
	Road Markings	Impliment SADC compliant road markings	30	40,000
	Hobhouse Link Road (Jelf Rd To Hobhouse)	Upgrade gravel road to tarred road .	2	300,000
	Recapitalisation	Procure grader		300,000
	Magamba Dr	Road reconstruction to 7/8 tarred road	2	252,000
	Jason Moyo Avenue	Pothole patching and 13mm road reseal	2	140,000
	Sub total		48	2,292,000
Total			88	2,592,016
Chipinge Town Council				
	Routine Maintenance			
	Routine Maintenance	Grading, verge clearing, culvert construction,and spot gravelling	69	105,355
	Sub total		69	105,355
	Periodic Maintenance			
	Thiba Gaza Beerhall	Reconstruction	1	260,000
	Main Street	Street lights	1	40,000
	Dzonzai Road	Reconstruction	0	77,000
	St Kelvin Bridge	Causeway construction (30mx7m)		156,000
	NSSA Council Office Road	Reconstruction	0	65,000
	Thiba Road	Reconstruction	0	77,000
	Sub total		3	675,000
Total			73	780,355
Rusape Town Council				
	Routine Maintenance			
	Routine Maintenance	Grading, verge clearing, culvert construction,and spot gravelling	130	59,817
	Sub total		130	59,817
	Periodic Maintenance			
	Silverbow Road	pothole patching, slurry sealing, resealing	1	41,671
	Mabvazuva Road	pothole patching, slurry sealing, resealing	0	9,465
	Stokestone Road	pothole patching, slurry sealing, resealing	0	59,934
	Shirfield	pothole patching, slurry sealing, resealing	1	59,268
	Highveld Road	pothole patching, slurry sealing, resealing	2	189,331
	Vengere Loop	Upgrading to surfaced	1	86,561
	Mabvazuva Infill Road	Storm water drainage	1	18,135
	Old Magamba Road	Upgrading to surfaced	0	61,163
	Tsanzaguru low density rd	storm water drainage	1	27,900
	Tsanzaguru -32 Main Camp rd	Upgrading to surfaced	0	61,163
	Sub total		6	614,591

ROAD AUTHORITY	NAME OF ROAD	TARGETED WORKS	LENGTH (KM)	ALLOCATION (US\$)
Total			136	674,408
Provincial Total			1,188	8,870,926
Mashonaland East Province				
Chikomba RDC	Routine Maintenance			
	Routine Maintenance		970	150,000
	Sub total		970	150,000
	Periodic Maintenance			
	Chivhu T/Ship Roads	Reconstruction of Earth roads into surfaced roads	5	451,946
	Sub total		5	451,946
Total			975	601,946
Goromonzi RDC	Routine Maintenance			
	Routine Maintenance	Grading, bush clearing, drain opening and culvert cleaning	489	250,000
	Sub total		489	250,000
	Periodic Maintenance			
	Juru Service centre Roads	Reconstruction	1	251,902
	Goromonzi Bus terminus	Reconstruction		100,000
	Sub total		1	351,902
Total			490	601,902
Hwedza RDC	Routine Maintenance			
	Routine Maintenance	Grading, pothole patching, drain clearing, and bush clearing.	180	181,000
	Sub total		180	181,000
	Periodic Maintenance			
	Hwedza Local roads	Reconstruction	3	264,670
	Bridge Road	Reseal	3	71,850
	Resealing of post office road	Resealing	0	3,018
	Goto Loop road	Re-gravelling	1	81,257
	Sub total		7	420,795
Total			187	601,795
Manyame RDC	Routine Maintenance			
	Routine Maintenance	Grading, bush clearing, drain cleaning and pothole patching	450	100,000
	Sub total		450	100,000
	Periodic Maintenance			
	Guzha T/Ship Roads	Reconstruction	3	408,389
	Beatrice T/Ship Roads	Re-gravelling	2	100,000
	Sub total		5	508,389
Total			455	608,389
Marondera RDC	Routine Maintenance			
	Routine Maintenance	Grading, Bush clearing, drain cleaning and pothole patching.	789	226,500
	Sub total		789	226,500
	Periodic Maintenance			
	Bridge Road rehabilitation		4	328,800
	10 miles service centre	Upgrading of road from earth to surfaced road		109,601

ROAD AUTHORITY	NAME OF ROAD	TARGETED WORKS	LENGTH (KM)	ALLOCATION (US\$)
	Sub total		4	438,401
Total			793	664,901
Mudzi RDC				
	Routine Maintenance			
	Routine Maintenance	Bush clearing, grading, drain cleaning and pothole patching	231	180,600
	Sub total		231	180,600
	Periodic Maintenance			
	Kotwa G/Point roads	Upgrading road to surfaced roads	1	197,450
	Kotwa bus terminus			223,842
	Sub total		1	421,292
Total			232	601,892
Murehwa RDC				
	Routine Maintenance			
	Routine Maintenance		650	212,000
	Sub total		650	212,000
	Periodic Maintenance			
	Murehwa Hospital road	Reconstruction of road to surfaced	1	100,000
	Macheke Local roads	Grading, drain clearing, bush clearing, drain opening	3	290,670
	Sub total		4	390,670
Total			654	602,670
Mutoko RDC				
	Routine Maintenance			
	Routine Maintenance	Grading, bush clearing, drain opening and culvert desilting	450	105,860
	Sub total		450	105,860
	Periodic Maintenance			
	Hospital road	Upgrading of earth road to surfaced road	2	200,000
	Prison road	Grading, bush clearing, drain opening and culvert desilting	4	300,000
	G.M.B road		2	150,000
	Sub total		8	650,000
Total			458	755,860
UMP Zvataida RDC				
	Routine Maintenance			
	Routine Maintenance	Grading, bush clearing, drain cleaning and drain lining.	277	151,831
	Sub total		277	151,831
	Periodic Maintenance			
	Murehwa- Mandicheche	Rehabilitation of road from gravel to surfaced road	5	300,000
	Nhakiwa-Manyika-tamutsa	Grading, bush clearing, drain cleaning and drain lining.	12	150,000
	Sub total		17	450,000
Total			294	601,831
Chitungwiza Municipality				
	Routine Maintenance			
	Routine	Pothole patching, drain opening, culvert clearing and grass cutting	11	386,059
	Sub total		11	386,059
	Periodic Maintenance			
	Harapara	Carriageway markings	4	14,080
	Chitungwiza road	Carriageway markings	2	5,120
	Tilco road	Carriageway markings	4	11,200
	Hombarume	Carriageway markings	2	5,972
	Kubvumbi	Resealing	2	147,120

ROAD AUTHORITY	NAME OF ROAD	TARGETED WORKS	LENGTH (KM)	ALLOCATION (US\$)
	Chidodo	Resealing	1	67,430
	Zvido	Resealing	1	67,430
	Mangwende	Resealing	1	67,430
	Tumba	Reconstruction	2	356,150
	Batanai	Reconstruction	1	158,906
	Sub total		20	900,838
Total			32	1,286,897
Epworth Local Board				
	Routine Maintenance			
	Routine Maintenance	Pothole patching, edge repairs, bush clearing, grass cutting, grading and drain opening.	38	147,000
	Sub total		38	147,000
	Periodic Maintenance			
	Jacha road	Resealing	2	232,305
	Cornerstone- Overspill	Resealing	2	224,626
	Sub total		3	456,931
Total			41	603,931
Ruwa Local Board				
	Routine Maintenance			
	Routine Maintenance	Pothole patching, edge repairs. Grass cutting and drain clearing	26	100,609
	Sub total		26	100,609
	Periodic Maintenance			
	New San Source	Overlay	2	255,364
	Chihombe	Reseal	1	107,322
	B. Burombo	Reseal	1	62,000
	Shava	Reconstruction	1	38,840
	Samaita	Reconstruction	1	38,840
	Sub total		5	502,366
Total			30	602,975
Marondera Municipality				
	Routine Maintenance			
	Routine Maintenance	Pothole patching Drain clearing, culver desilting, grass cutting.	193	373,396
	Sub total		193	373,396
	Periodic Maintenance			
	Sheperton	Reconstruction	1	40,108
	Chimurenga	Reconstruction	1	81,328
	Mukute	Reseal	0	41,418
	Horwe	Reconstruction	1	70,995
	Mbira	Reconstruction	0	69,344
	Birmingham	Reconstruction	2	65,435
	Rusvingo	Reconstruction	0	34,385
	Antwerp	Reconstruction	1	104,050
	Samuriwo	Reconstruction	0	31,472
	Tatenda	Reconstruction	0	32,641
	Takawira	Reconstruction	1	124,752
	Mutufu	Reconstruction	1	93,032
	Dendenyore	Reconstruction	0	53,032

ROAD AUTHORITY	NAME OF ROAD	TARGETED WORKS	LENGTH (KM)	ALLOCATION (US\$)
	Gombo Shopping Centre	Reconstruction		114,232
	Nyamuzihwa	Reconstruction	1	81,962
	Karikoga	Reseal	0	44,911
	Nyameni Shopping Centre			89,792
	Sheffield		1	92,600
	Sub total		11	1,265,489
Total			204	1,638,885
Harare City Council				
	Periodic Maintenance			
	1st Street-Kuwadzana	Spray & Chip	4	609,000
	Coventry Rd Ext	Reclaim/Spray & Chip	1	487,200
	Downie Rd	Reclaim/Spray & Chip	1	143,550
	Ganges Rd	Overlay	2	441,960
	Huxton Road	Reclaim/Overlay	3	469,900
	Makoni Rd - Rugare	Reclaim/Spray & Chip	1	249,219
	Mangwende Drive-Rugare	Reclaim/Spray & Chip	1	129,594
	Nigel Phillip	Reclaim/Spray & Chip	1	263,175
	Suffolk Rd	Reclaim/Spray & Chip	2	326,350
	Renwich Glen Norah	Reclaim/Spray & Chip	1	179,438
	Teviotdale road	Reclaim/Spray & Chip	1	464,000
	Rujeko Street-Dzivaresekwa	reclaim + spray chip	0	68,498
	Stoneridge road, Granvil	Reclaim/spray and chip	2	307,500
	Runyararo Road	Repair/Reseal	1	188,790
	3 rd Street	Reclaim/Overlay	2	242,730
	Gumbi Rd, Glen Norah	Reclaim/spray and chip	1	355,250
	Nzou Drive, Budiro	Reclaim/spray and chip	2	541,525
	Patrenda Road	Repair/Reseal	2	235,988
	1st ave, Tynwald South	Reclaim/spray and chip	1	177,625
	Westwood Rd, W/Park	Reclaim/spray and chip	2	651,630
	11th Ave, Westlea	Reclaim/spray and chip	2	649,600
	Tongogara Ave, DZ	Reclaim/spray and chip	1	152,859
	Westeria Ave, Lochinvar	Reclaim/Overlay	1	329,875
	Westwood Drive	Repair/Reseal	4	665,260
	Donnybrooke Drive	Reclaim/spray and chip	4	460,020
	Sinini st, Tafara	Reclaim/spray and chip	3	361,250
	Dhlela Way, Industrial	Reclaim/Overlay	1	372,708
	Lyndhurst Road,Avond.	Repair/Reseal	1	224,169
	Cedvellar Road, S'ton	Reclaim/spray and chip	1	240,809
	Thomcroft Rd, S'dale	Reclaim/spray and chip	1	219,240
	Benghazi Rd, Braeside	Reclaim/spray and chip	0	159,863
	Katsande Way	Reclaim/spray and chip	2	302,425
	Sherwood Road	Reclaim and overlay	5	474,250

ROAD AUTHORITY	NAME OF ROAD	TARGETED WORKS	LENGTH (KM)	ALLOCATION (US\$)
	Twickenham Road	Reclaim/Spray & Chip	2	374,200
	Grosvenor Road	Repair/Reseal	2	179,800
	Pringle Road	Reclaim/spray and chip	3	377,580
	Shaneragh Road	Repair/Reseal	4	325,915
	Leamington Rd	Reclaim/spray and chip	1	179,655
	Kudakwashe St	Reclaim/spray and chip	1	365,400
	Kay Eddie St	Reclaim/spray and chip	1	395,850
	St. Patricks Road	Reclaim/spray and chip	4	339,400
	Masotsha	Repair/Reseal	4	350,638
	Kirkman Road	Repair/Reseal	1	202,275
	Rhodesville Ave. (S. Machel - Cylde)	Reclaim/spray and chip	1	188,790
	Martin Drive	Repair/Reseal	4	350,638
	Hillside Road	Repair/Reseal	2	283,185
	Dudley Edwards dr	Repair/Reseal	0	140,070
Total			83	15,198,642
Provincial Total			4,927	24,972,516
Mashonaland West Province				
Kariba Municipality	Routine Maintenance			271,392
	Periodic Maintenance			
	Nzou Drive	Resealling, carriageway marking and drainage system construction	1	59,600
	Makondo Drive	Resealling, carriageway marking and drainage system construction	1	50,000
	Mica Drive	Resealling, carriageway marking and drainage system construction	3	120,960
	Nyamhunga Dr	Resealling, carriageway marking and drainage system construction	1	78,400
	Heights Drive	Resealling, carriageway marking and drainage system construction	5	302,400
	Sub total		12	611,360
Total			12	882,752
Norton Town Council	Routine Maintenance			
	Nharira	Pothole patching	8	10,400
	Flamingo	Pothole patching	3	3,900
	Marsh	Rehabilitation of stormwater	1	276,000
	Sub total		12	290,300
	Periodic Maintenance			
	Galloway Zaha	Reconstruction	2	330,130
	Dambiza	rehabilitate failed section& resurfacing	1	139,173
	Museyamwa	surfacing	1	110,000
	Sub total		4	579,304
Total			16	869,604
Chegutu Municipality	Routine Maintenance			
	CBD,Industrial and Residential	Routine maintenance	12	180,460

ROAD AUTHORITY	NAME OF ROAD	TARGETED WORKS	LENGTH (KM)	ALLOCATION (US\$)
	Sub total		12	180,460
	Periodic Maintenance			
	Cattle Trail	Reconstruction and double sealling	1	200,000
	Concession Hill	Reconstruction and double sealling	2	300,000
	Chakari	Resealling	1	120,000
	Hippo pools	Reconstruction and double sealling	1	240,000
	Sub total		5	860,000
Total			17	1,040,460
Chirundu Local Board	Routine Maintenance			24,329
	Periodic Maintenance			
	Telone-Rama	Road construction	1	320,000
	Zaoga Road	Resealling	1	156,000
	Family Cov Rd	Resealling	0	124,000
	Sub total		2	600,000
Total			2	624,329
Chinhoyi Municipality	Routine Maintenance			
	Periodic Maintenance			
	Gadzema	Reconstruction, surfacing and drain construction	1	159,734
	Brundish-Hunyani	Reconstruction, surfacing and drain construction	3	350,572
	Accacia	Overlay	0	34,068
	Baobab	Overlay	0	50,168
	Market	Reconstruction, surfacing and drain construction	2	254,406
	Strip	Reconstruction, surfacing and drain construction	2	266,945
	Sub total		8	1,115,892
Total			8	1,115,892
Karoi Town Council	Routine Maintenance			
	Chiumburukwe Road	Grass cutting, drain clearing, installation of signage.	4	15,095
	Chikangwe Road	Grass cutting and drain clearing.	3	8,452
	Boundary Road	Grass cutting and drain clearing.	3	317
	Hospital Road	Grass cutting, drain clearing, installation of signage.	0	1,677
	A1 Harare - Chirundu Road	Grass cutting and drain clearing.	1	2,535
	Chiedza Road	Grass cutting and drain clearing.	5	14,650
	E32 Chanetsa	Grass cutting and drain clearing.	1	245
	E25 (STD 1340- 1355)	Grass cutting and drain clearing.	1	98
	E58 (STD 2056-2141)	Grass cutting and drain clearing.	1	8,555
	G34 GMB Road	Grass cutting and drain clearing.	1	185
	E 41 Nzou Street	Grading, culvert desilting and grass cutting	0	150
	G 45 Chd's home	Grading, culvert desilting and grass cutting	1	2,387
	T26 Mpfuti Hill	Grading, culvert desilting and grass cutting	1	1,432
	E19 Mabawa Street	Grading, culvert desilting and grass cutting	0	27,376
	E16 Seremwe	Grading, culvert desilting and grass cutting	1	2,288

ROAD AUTHORITY	NAME OF ROAD	TARGETED WORKS	LENGTH (KM)	ALLOCATION (US\$)
	E 35 Sewer Ponds	Grading, culvert desilting and grass cutting	1	1,971
	Sub total		23	87,413
	Periodic Maintenance			
	A1 Harare - Chirundu Road	Street lights repair, traffic lights repair	1	45,871
	Mwami Road	Resealing, grass cutting, culvert desilting and drain opening	2	52,171
	KTC- Jameson Road	Resealing, grss cutting, drain cleaning culvert desilting	0	8,176
	Red Cross Road	Upgrading from an earth to gravel road	3	200,671
	E16 Seremwe	Upgrading from an earth to gravel road	3	200,671
	G93/G48/G3/G64	Upgrade the roads from gravel to sealed roads	2	248,212
	Sub total		11	755,772
Total			35	843,185
Kadoma City Council				
	Routine Maintenance			
	Periodic Maintenance			
	Munhumutapa - HBH Road	Reconstruction and surfacing	2	265,946
	Bonda Street	Reconstruction and surfacing	1	75,600
	Marandu Street	Reconstruction and surfacing	1	151,200
	Chizuwi - Mutarimanja	Reconstruction and surfacing	1	126,000
	Old Ingezi Road 3	Reconstruction and surfacing	1	100,800
	Mashayamombe Section 4	Reconstruction and surfacing	1	126,000
	Kirk Street - Mshumavale	Reconstruction and surfacing	2	157,000
	Prison Road	Reconstruction and surfacing	3	178,000
	Sub total		12	1,180,546
Total			12	1,180,546
Chegutu RDC				
	Routine Maintenance			
	Elan Foundain	Grading, road formation and mitre drain opening	10	15,000
	Chromedale	Grading and spot gravelling	6	15,000
	Pickstone	Grading	20	23,000
	Selous Msengezi	Grading and spot gravelling	22	50,600
	Pex	Grading	23	21,118
	Signeury	Grading and spot gravelling	14	35,000
	Skyline	Grading and spot gravelling	14	35,000
	Sub total		109	194,718
	Periodic Maintenance			
	Kent	Gravelling and construction of drainage structures	10	130,000
	Muacha	Gravelling and construction of drainage structures	13	168,000
	Bayhorse	Gravelling and construction of drainage structures	12	159,545
	Sub total		35	457,545
Total			144	652,263
Hurungwe RDC				
	Routine Maintenance			
	Tengwe Drive	Grading and pothole premix patching	18	30,600
	Chanetsa	Grading and pothole premix patching	20	9,000
	Mashongwe	Grading	19	15,000

ROAD AUTHORITY	NAME OF ROAD	TARGETED WORKS	LENGTH (KM)	ALLOCATION (US\$)
	Chiumburukwe	Grading and pothole premix patching	20	5,000
	Mwami Long Cut	Grading and pothole premix patching	20	8,000
	Vambe-Nyadara	Grading	20	9,500
	St Brendens	Grading	26	8,907
	Maphosa-Gachekache	grading and maintenance of erosion control structures	13	8,000
	Fiddlers Green	Grading	12	7,000
	Magunje Acces Roads	Grading	10	2,000
	Shola Park	Grading and culverts maintenance	20	6,700
	Zebra Downs	Grading and pothole premix patching	20	28,000
	Marere-Mbezo	Grading	18	6,060
	Gwiwa	Grading	16	5,600
	Chinhere	Grading	11	7,067
	Chimusimbe Schooll Access	Grading	5	1,000
	Kingsview	Grading and pothole premix patching	42	20,000
	Moy-Helwyin	Grading and pothole premix patching	13	22,110
	Sub total		323	199,544
	Periodic Maintenance			
	Nyadara shelvert	Shelvert construction		100,000
	Magunje Bus Terminus surfacing	Surfacing		327,936
	Piped causeway	Causeway construction		41,000
	Sub total		-	468,936
Total			323	668,480
Nyaminyami RDC				
	Routine Maintenance			
	Various Roads	Road formation , spot gravelling and grading		181,111
	Sub total		-	181,111
	Periodic Maintenance	Reconstruction		421,711
	Sub total		-	421,711
Total			-	602,822
Sanyati RDC				
	Routine Maintenance			
	Golden Valley - Chakari Road	Road formation , spot gravelling and grading	22	10,296
	Kadoma - Chakari via Old Chakari Road	Road formation , spot gravelling and grading	30	14,040
	Kuwirirana - Martin Spur Road	Road formation , spot gravelling and grading	10	4,680
	Thame Mine Road	Road formation , spot gravelling and grading	33	15,444
	Muzvezve Loop Road	Road formation , spot gravelling and grading	5	2,340
	Mellanwood Road	Road formation , spot gravelling and grading	10	4,680
	Patchway - Alabama Road	Road formation , spot gravelling and grading	3	1,404
	Wozhele - Gadza Road	Road formation , spot gravelling and grading	60	28,080
	Ordoff Residential Roads	Road formation , spot gravelling and grading	5	2,340
	Patchway Business Centre Internal Roads	Road formation , spot gravelling and grading	5	2,340
	Wozhele Business Centre Internal Roads	Road formation , spot gravelling and grading	1	468
	Jomupani Business Centre Roads	Road formation , spot gravelling and grading	1	234
	Nyimo Business Centre Roads	Road formation , spot gravelling and grading	1	468
	Sanyati GP - Nyoka - Robs Drift Road	Road formation , spot gravelling and grading	30	14,040

ROAD AUTHORITY	NAME OF ROAD	TARGETED WORKS	LENGTH (KM)	ALLOCATION (US\$)
	Shingirirai - Marimari Road	Road formation , spot gravelling and grading	20	9,360
	Sanyati Growth Point	Road formation , spot gravelling and grading	2	936
	Other roads	Grading	300	69,554
	Sub total		538	180,704
	Periodic Maintenance			
	SabonabonaRoads	Reconstruction and tar construction	1	371,400
	Old Chakari Road	Reconstruction of road and pipe drift construction	35	50,454
	Sub total		36	421,854
Total			574	602,558
Makonde RDC				
	Routine Maintenance			
	Chenanga	Grading,bush clearing and culvert construction	73	39,420
	Chenanga Tar section	Pothole patching,	11	21,000
	Umvumi Valley	Grading,bush clearing and culvert construction	33	17,820
	Lower Doma	Grading,bush clearing and culvert construction	25	13,500
	Cheuka	Grading,bush clearing and culvert construction	8	4,428
	Chisimbi	Grading,bush clearing and culvert construction	12	6,400
	Gambuli	Grading,bush clearing and culvert construction	7	3,780
	Oswa	Grading,bush clearing and culvert construction	12	6,400
	Umboe	Grading,bush clearing and culvert construction	30	16,200
	Umboe Tar section	Pothole patching,	24	43,000
	Palm tree	Road grading and bush clearing	10	5,400
	Hunnington	Road grading and bush clearing	3	1,620
	Mutorabadza	Road grading and bush clearing	7	3,510
	Glensleeves	Road grading and bush clearing	4	2,160
	Mucheka East	Road grading and bush clearing	7	3,510
	Mundondodzi	Road grading and bush clearing	3	1,620
	Chidhaka	Road grading and bush clearing	5	2,430
	Mukamba	Road grading and bush clearing	7	3,780
	Mainga	Road grading and bush clearing	30	16,200
	Vunyangwe	Road grading and bush clearing	4	1,890
	Nyagwangure	Road grading and bush clearing	4	2,322
	Muchichiri	Road grading and bush clearing	2	1,080
	Chagumuka	Concrete strip	2	27,776
	Umboe(Richmond)	Culvert construction(1 culvert)		8,000
	All Weather	Cuvert construction(3 culverts)		24,000
	Escarpment	Culvert construction (4 culverts)		32,000
	Karoi Link(Gudubu)	Culvert construction (5 culverts)		40,000
	Sub total		321	349,246
	Periodic Maintenance			
	Crescent	Regravelling	27	53,040
	Silverside	Road formation	10	50,000
	Fiona	Bridge construction		150,000

ROAD AUTHORITY	NAME OF ROAD	TARGETED WORKS	LENGTH (KM)	ALLOCATION (US\$)
	Sub total		37	253,040
Total			358	602,286
Mhondoro - Ngezi RDC				
	Routine Maintenance			
	Kadhani-Kadoma	Grading	120	35,520
	Mahachi-Chileshe	Grading	23	6,808
	Kadhani- Brompton	Grading	30	8,880
	Windmill- Cuba	Grading	8	2,220
	Muzvezve Pry Sch	Grading	7	2,072
	Cricket -Silvermoon	Grading	5	1,480
	Nehanda-Mamina	Grading	7	2,072
	Empress - Munyati Turnoff	Grading	15	4,440
	Guzuzu	Grading	15	4,440
	National Parks	Grading	15	4,440
	Twintops-Kadoma	Grading	39	11,544
	Lalela	Grading	12	3,552
	Turf- Battlefields	Grading	54	15,984
	Graduer	Grading	20	5,920
	Mafindifindi- Mamina	Grading	20	5,920
	Manyoni-Mafindifindi	Grading	12	3,552
	Erection Of Road Signs	Signage	300	120,000
	Sub total		702	238,844
	Periodic Maintenance			
	Binya Road	Construction and surfacing	1	363,158
	Sub total		1	363,158
Total			703	602,002
Zvimba RDC				
	Routine Maintenance			
	Mashonganyika	Grading	6	610
	Kasanze	Grading	7	700
	Zvombondo	Grading	6	600
	Jokwani- Zowa	Grading	18	1,830
	Mhandu - Chirau Hall	Grading	6	620
	Goredema-Murindagomo	Grading	4	350
	Goredema- Mashayamombe	Grading	5	540
	Uzande -chivhere	Grading	22	2,210
	Pindi Park	Grading	13	1,250
	Mwanga	Grading	10	970
	Rawson	Grading	44	4,400
	Strattford	Grading	17	1,720
	Mapinga	Grading	14	1,390
	Banket- Darwendale	Grading	37	3,700
	Kutama- Machirori	Grading	5	490

ROAD AUTHORITY	NAME OF ROAD	TARGETED WORKS	LENGTH (KM)	ALLOCATION (US\$)
	Hendra	Grading	7	730
	Kasawe	Grading	8	800
	Voorspoed	Grading	26	2,600
	Matsvitsi	Grading	15	1,500
	Chenzou- Hore Village	Grading	3	300
	Macquadzi	Grading	28	2,800
	Haighton- Mutorashanga rd	Grading	16	1,600
	Urundi	Grading	8	750
	Katsvamutima Primary Sch	Grading	2	1,020
	Mariga bussiness center - Msengezi River	Grading	6	3,360
	Bure-Gwatidzo-Munyonga	Grading	10	6,000
	Jokwani- Shambavarungu	Grading	10	6,000
	Mashayamombe	Grading	8	4,800
	Kelstone Park	Grading	5	3,120
	Raffingora T/Ship	Grading	4	2,400
	Ngwarati- Chimwemwe	Grading	5	2,760
	Bicklevale	Grading	8	4,800
	Kinvara	Grading	6	3,780
	Dalkeith Primary- Chipembere	Grading	5	3,000
	St linens - Mpandaguta	Grading	6	3,600
	Gukuta- Makwembere	Grading	8	4,800
	Mpamhanga - Kemurara	Grading	6	3,420
	Dzingwe- Machipisa/ Muchekawakasungabeta	Grading	9	5,520
	Nchefu	Grading	11	6,480
	Ayrshire Track	Grading	25	15,000
	Kingsway	Grading	7	4,440
	Glen Esk	Grading	32	19,200
	Preston	Grading	5	3,180
	Sublime	Grading	20	12,000
	Chiwe	Grading and bush clearing	28	24,000
	Zilawa	Grading and bush clearing	11	32,100
	Mapondo - Chininga	Grading and bush clearing	11	33,600
	Conrise	Grading and bush clearing	8	22,500
	Mapondo- Nyabonda-Guruve	Grading and bush clearing	7	19,500
	Windsor	Grading and bush clearing	20	40,000
	Kildonan- Mushamukuru	Grading and bush clearing	10	30,000
	Gwebi Elbow	Grading and bush clearing	9	26,700
	Nkuyu	Grading and bush clearing	7	17,261
	Club	Grading and bush clearing	5	14,700
	Montgomery	Grading and bush clearing	11	12,100
	Shamwari	Pothole Patching	3	1,500
	Sub total		650	425,101

ROAD AUTHORITY	NAME OF ROAD	TARGETED WORKS	LENGTH (KM)	ALLOCATION (US\$)
	Periodic Maintenance			
	Heaney	Regravelling	3	67,500
	Burgudy, Lanzerac, Lomaring & Murati Close	Regravelling	2	50,000
	Murombedzi T/Ship	Surfacing	3	70,000
	Amalinda	Regravelling	9	80,000
	Lilfordia	Grading and culvert construction	22	18,785
	Sub total		39	286,285
Total			689	711,386
Provincial Total			2,890	10,998,565
Department of Roads				
Manicaland				6,547,000
Mashonaland Central				4,622,000
Mashonaland East				5,191,000
Mashonaland West				5,739,000
Masvingo				5,461,000
Matabeleland North				7,458,000
Matabeleland South				6,133,000
Midlands				5,702,000
National Parks Roads				11,000,000
Total			-	57,853,000
District Development Fund				
	Routine Maintenance			
	Various Roads	Grading, patch gravelling, drainage maintenance	4,077	15,450,000
	Project Management	Supervisory Vehicles		1,000,000
	Sub total		4,077	16,450,000
	Periodic Maintenance			
	Bridge Construction			
	Chadzire	Bridge construction		500,000
	Karanda	Bridge construction		1,000,000
	Muhume	Bridge construction		500,000
	Musukwe	Bridge construction		400,000
	Upper Musaizi	Bridge construction		450,000
	Makurwe	Bridge construction		450,000
	Somgolo	Bridge construction		800,000
	Mtshangamutope	Bridge construction		500,000
	Gunguhwe	Bridge construction		500,000
	Regravelling			
	Manyika Loop	Regravelling	10	350,000
	Ndakopa - Muchadziya	Regravelling	11	350,000
	Musanhi - Mutema - Birchnough Bridge	Regravelling	12	350,000

ROAD AUTHORITY	NAME OF ROAD	TARGETED WORKS	LENGTH (KM)	ALLOCATION (US\$)
	Nzvimbo - Bare	Regravelling	13	350,000
	Nyava - Zonde	Regravelling	14	245,000
	Rushinga - Mekigodzi	Regravelling	15	350,000
	Chitungwiza - Ushewokunze	Regravelling	16	350,000
	Chamapango - Dombwe	Regravelling	17	350,000
	Nyamuzuhwe - All Souls	Regravelling	18	350,000
	Murombedzi - Chivhere	Regravelling	19	350,000
	Zumbara - Chigaro - Hombwe	Regravelling	20	350,000
	Kayo - Dombwe	Regravelling	21	350,000
	Makambe - Mathwa	Regravelling	22	350,000
	Mandiwa - Berejena	Regravelling	23	350,000
	Chingombe - Manjokonjo	Regravelling	24	350,000
	Chunga - Sinamwenda	Regravelling	25	350,000
	Zenka - Zwelabo	Regravelling	26	350,000
	Siwila - Sihazela	Regravelling	27	350,000
	Moza - Ntoli - Pakama	Regravelling	28	350,000
	Filabusi - Mbondo - Avoca	Regravelling	29	350,000
	Kezi - Mbembeswana - Marinoha Hill	Regravelling	30	350,000
	Ngezi - Vutsanana	Regravelling	31	350,000
	Tshoda - Gandavaroyi	Regravelling	32	350,000
	Mudzidzi - hwikwi	Regravelling	33	625,000
	Sub total		516	13,670,000
Total			4,593	30,120,000
National Total			26,491	178,332,997

ANNEXURE III: 2019 INTER-GOVERNMENTAL TRANSFERS

Ref	Entity	Population Index	Poverty Incidence Index	Unpaved Roads Index	Combined Weighted Index	Allocation (US\$)
A	PROVINCIAL COUNCILS					
1	Bulawayo Metropolitan	5%	3%	1%	3%	2,737,000
2	Manicaland	13%	15%	14%	14%	10,032,000
3	Mashonaland Central	9%	10%	9%	9%	7,185,000
4	Mashonaland East	10%	10%	13%	11%	8,046,000
5	Mashonaland West	12%	13%	13%	13%	9,162,000
6	Matabeleland North	6%	8%	8%	7%	5,581,000
7	Matabeleland South	5%	6%	13%	8%	6,185,000
8	Midlands	12%	13%	14%	13%	9,668,000
9	Masvingo	11%	12%	13%	12%	8,877,000
10	Harare Metropolitan	17%	10%	1%	9%	6,936,000
B	Total	100%	100%	100%	100%	74,409,000
C	LOCAL AUTHORITIES					
1	Bulawayo City Council	100%	100%	100%	100%	6,466,000
	Sub total	100%	100%	100%	100%	6,466,000
2	Buhera RDC	14%	15%	7%	12%	4,081,000
3	Chimanimani RDC	8%	8%	8%	8%	2,759,000
4	Chipinge RDC	17%	19%	17%	18%	6,009,000
5	Makoni RDC	16%	15%	22%	18%	5,955,000
6	Mutare RDC	15%	16%	17%	16%	5,328,000
7	Mutasa RDC	10%	11%	11%	10%	3,469,000
8	Nyanga RDC	7%	7%	12%	9%	2,937,000
9	Mutare City Council	11%	6%	4%	7%	2,360,000
10	Rusape Town Council	2%	1%	2%	1%	466,000
11	Chipinge Town Council	1%	1%	2%	1%	453,000
	Sub total	100%	100%	100%	100%	33,817,000
12	Bindura RDC	11%	11%	15%	12%	2,614,000
13	Muzarabani RDC	11%	12%	14%	12%	2,675,000
14	Guruve RDC	11%	11%	22%	15%	3,144,000
15	Mazowe RDC	21%	19%	24%	21%	4,542,000
16	Pfura RDC	18%	19%	9%	16%	3,375,000
17	Rushinga RDC	6%	7%	5%	6%	1,338,000
18	Chaminuka RDC	11%	11%	7%	10%	2,061,000
19	Mbire RDC	7%	8%	2%	6%	1,287,000
20	Bindura Municipality	4%	2%	1%	2%	470,000
21	Mvurwi Town Council	1%	0%	1%	1%	175,000
	Sub total	100%	100%	100%	100%	21,681,000
22	Chikomba RDC	9%	7%	17%	11%	2,859,000
23	Goromonzi RDC	18%	14%	13%	15%	3,853,000
24	Hwedza RDC	6%	24%	13%	14%	3,661,000
25	Marondera RDC	9%	6%	20%	11%	2,961,000
26	Mudzi RDC	10%	11%	6%	9%	2,307,000
27	Murehwa RDC	15%	13%	10%	13%	3,257,000
28	Mutoko RDC	11%	11%	2%	8%	2,118,000
29	Manyame RDC	8%	5%	12%	8%	2,151,000
30	UMP RDC	9%	8%	5%	7%	1,925,000
31	Marondera Municipality	5%	1%	2%	3%	689,000
	Sub total	100%	100%	100%	100%	25,781,000
32	Chegutu RDC	10%	10%	13%	11%	3,278,000
33	Hurungwe RDC	22%	27%	26%	25%	7,459,000

34	Mhondoro Ngezi RDC	7%	7%	7%	7%	2,079,000
35	Nyaminyami RDC	3%	3%	5%	4%	1,162,000
36	Makonde RDC	10%	12%	10%	11%	3,238,000
37	Zvimba RDC	18%	20%	21%	19%	5,855,000
38	Sanyati RDC	8%	8%	6%	7%	2,087,000
39	Chinhoyi Municipality	5%	4%	2%	4%	1,087,000
40	Kadoma Municipality	6%	4%	3%	4%	1,284,000
41	Chegutu Municipality	3%	2%	2%	2%	728,000
42	Kariba Municipality	2%	1%	0%	1%	345,000
43	Norton Town Council	5%	2%	2%	3%	943,000
44	Karoi Town Council	2%	2%	1%	2%	465,000
45	Chirundu Local Board	0%	0%	0%	0%	103,000
	Sub total	100%	100%	100%	100%	30,113,000
46	Binga RDC	19%	19%	16%	18%	2,969,000
47	Bubi RDC	8%	9%	24%	14%	2,265,000
48	Hwange RDC	8%	8%	4%	7%	1,162,000
49	Kusile RDC	13%	14%	7%	11%	1,885,000
50	Nkayi RDC	15%	17%	10%	14%	2,304,000
51	Tsholotsho RDC	16%	16%	11%	14%	2,382,000
52	Umguza RDC	11%	11%	23%	15%	2,434,000
53	Lupane Town Council	1%	1%	2%	1%	181,000
54	Hwange Town Council	5%	3%	0%	3%	481,000
55	Victoria Falls Municipality	4%	2%	2%	3%	509,000
	Sub total	100%	100%	100%	100%	16,572,000
56	Beitbridge RDC	12%	13%	16%	14%	2,643,000
57	Bulilima RDC	13%	14%	10%	13%	2,442,000
58	Mangwe RDC	10%	10%	14%	11%	2,178,000
59	Gwanda RDC	17%	16%	18%	17%	3,327,000
60	Insiza RDC	15%	15%	24%	18%	3,479,000
61	Matobo RDC	14%	14%	7%	12%	2,234,000
62	Umzingwane RDC	9%	10%	8%	9%	1,747,000
63	Gwanda Municipality	3%	2%	1%	2%	340,000
64	Beitbridge Town Council	6%	3%	1%	4%	690,000
65	Plumtree Town Council	2%	1%	0.7%	1%	211,000
	Sub total	100%	100%	100%	100%	19,291,000
66	Chirumhanzi RDC	5%	5%	13%	8%	2,407,000
67	Gokwe North RDC	15%	16%	6%	12%	3,900,000
68	Gokwe South RDC	19%	26%	9%	18%	5,636,000
69	Vungu RDC	6%	6%	17%	9%	2,948,000
70	Zibagwe RDC	11%	13%	21%	15%	4,674,000
71	Mberengwa RDC	11%	12%	9%	11%	3,338,000
72	Tongogara RDC	5%	5%	9%	6%	1,953,000
73	Runde RDC	4%	5%	7%	6%	1,744,000
74	Gweru City Council	10%	4%	4%	6%	1,944,000
75	Kwekwe Municipality	6%	4%	2%	4%	1,241,000
76	Redcliff Municipality	2%	1%	0%	1%	412,000
77	Zvishavane Town Council	3%	1%	0%	1%	471,000
78	Gokwe Town Council	1%	1%	1%	1%	401,000
79	Shurugwi Town Council	1%	1%	1%	1%	331,000
	Sub total	100%	100%	100%	100%	31,400,000
80	Bikita RDC	11%	12%	11%	11%	3,228,000
81	Chiredzi RDC	19%	19%	21%	20%	5,680,000
82	Chivi RDC	11%	11%	9%	10%	3,024,000
83	Gutu RDC	14%	14%	13%	13%	3,880,000
84	Masvingo RDC	14%	14%	20%	16%	4,615,000
85	Mwenezi RDC	11%	14%	15%	13%	3,865,000
86	Zaka RDC	12%	13%	9%	11%	3,312,000
87	Masvingo City Council	6%	2%	1%	3%	893,000
88	Chiredzi Town Council	2%	1%	1%	1%	394,000

	Sub total	100%	100%	100%	100%	28,891,000
89	Harare City Council	73%	67%	65%	68%	14,705,000
90	Chitungwiza Municipality	16%	16%	14%	15%	3,339,000
91	Epworth Local Board	8%	15%	11%	11%	2,367,000
92	Ruwa Local Board	3%	3%	11%	5%	1,168,000
	Sub total	100%	100%	100%	100%	21,579,000
D	Total					235,591,000
E	GRAND TOTAL					310,000,000